

**STATEMENT OF ALLOTMENT, OBLIGATIONS AND BALANCES**

As of January 31, 2015

(Summary by Source)

DEPARTMENT

Agency: SENATE

Fund: General

Allotment Class / Object of Expenditure  (1)	Code	Allotment Received  (2)	Obligations Incurred		Unobligated Balance of Allotment  (5) = (2) - (4)	REMARKS  (6)
			This Report  (3)	To Date  (4)		
<b>PROGRAM A1 &amp; A2</b>						
<b>CURRENT OPERATING EXPENDITURES</b>						
<b>Personal Services</b>						
Salaries - Itemized Position	50101010	852,389,361.04	56,880,736.00	56,880,736.00	795,508,625.04	
Salaries & Wages - Unfilled Position	50101010-A	56,834,000.00			56,834,000.00	
Casual Wages	50101020-01	48,800,000.00	3,999,598.00	3,999,598.00	44,800,402.00	
Contractual Wages	50101020-02	12,900,000.00	1,022,504.00	1,022,504.00	11,877,496.00	
PERA	50102010	53,453,818.20	3,496,000.00	3,496,000.00	49,957,818.20	
Representation Allowance (RA)	50102020	12,864,000.00	1,005,500.00	1,005,500.00	11,858,500.00	
Transportation Allowance (TA)	50102030	12,864,000.00	892,500.00	892,500.00	11,971,500.00	
Clothing/Uniform Allowance	50102040	10,025,000.00			10,025,000.00	
Health Workers Benefits	50102060	600,000.00			600,000.00	
Productivity Incentive Benefits	50102080	5,800,000.00			5,800,000.00	
Honoraria	50102100	900,000.00			900,000.00	
Longevity Pay	50102120	52,500,000.00			52,500,000.00	
Overtime Services	50102130	24,000,000.00	2,834,909.62	2,834,909.62	21,165,090.38	
Year-End Bonus	50102140	62,800,000.00			62,800,000.00	
Cash Gift	50102150	9,900,000.00			9,900,000.00	
Other Bonuses and Allowances	50102990	83,569,000.00	101,800.00	101,800.00	83,467,200.00	
Provident Fund Contributions (SEF)	50103050	14,900,000.00	1,085,362.64	1,085,362.64	13,814,637.36	
Retirement Benefits - Civilians	50104020	5,347,000.00			5,347,000.00	
Terminal Leave	50104030	12,000,000.00	515,375.44	515,375.44	11,484,624.56	
Other Personnel Benefits	50104990	383,880,693.55	30,324,834.00	30,324,834.00	353,555,859.55	
<b>Total Personal Services</b>		<b>1,716,326,872.79</b>	<b>102,159,119.70</b>	<b>102,159,119.70</b>	<b>1,614,167,753.09</b>	
<b>Personal Services</b>						
GSIS Contribution	50103010	98,515,000.00	7,262,577.61	7,262,577.61	91,252,422.39	

Allotment Class / Object of Expenditure  (1)	Code	Allotment Received  (2)	Obligations Incurred		Unobligated Balance of Allotment  (5) = (2) - (4)	REMARKS  (6)
			This Report  (3)	To Date  (4)		
Pag-Ibig Contribution	50103020	2,630,000.00	173,500.00	173,500.00	2,456,500.00	
PhilHealth Contribution	50103030	7,700,000.00	468,425.00	468,425.00	7,231,575.00	
ECC Contribution	50103040	2,630,000.00	174,300.00	174,300.00	2,455,700.00	
<b>Total Personal Services</b>		<b>111,475,000.00</b>	<b>8,078,802.61</b>	<b>8,078,802.61</b>	<b>103,396,197.39</b>	
<b>Total Personal Services</b>		<b>1,827,801,872.79</b>	<b>110,237,922.31</b>	<b>110,237,922.31</b>	<b>1,717,563,950.48</b>	
<b>Maintenance and Other Operating Expenses</b>						
Travelling Expenses - Local	50201010	231,218,178.81	13,157,520.50	13,157,520.50	218,060,658.31	
Travelling Expenses - Foreign	50201020	27,306,134.00			27,306,134.00	
Training Expenses	50202010	2,696,000.00	9,500.00	9,500.00	2,686,500.00	
Office Supplies Expenses	50203010	32,296,493.68	507,050.89	507,050.89	31,789,442.79	
Accountable Forms Expenses	50203020	800,000.00			800,000.00	
Medical,Dental & Lab. Supplies Expenses	50203080	500,000.00			500,000.00	
Fuel, Oil & Lubricants Expenses	50203090	4,500,000.00	25,322.10	25,322.10	4,474,677.90	
Military, Police & Traffic Supplies Exp.	50203120	1,500,000.00			1,500,000.00	
Other Supplies Expenses	50203990	15,346,653.00	259,541.23	259,541.23	15,087,111.77	
Water Expenses	50204010	9,278,008.00	15,527.45	15,527.45	9,262,480.55	
Electricity Expenses	50204020	46,072,585.00	164,489.01	164,489.01	45,908,095.99	
Postage & Deliveries Expenses	50205010	300,000.00			300,000.00	
Telephone and Mobile Expense	50205020	33,958,488.00	550,960.22	550,960.22	33,407,527.78	
Internet Expenses	50205030	9,185,100.00	237,091.44	237,091.44	8,948,008.56	
Cable, Radio, Sattelite Expenses	50205040	1,502,000.00			1,502,000.00	
Extraordinary and Miscellaneous Expenses	50210030	299,021,837.00	15,115,664.00	15,115,664.00	283,906,173.00	
Legal Services	50211010	300,000.00			300,000.00	
Auditing Expenses	50211020	2,500,000.00	1,400.00	1,400.00	2,498,600.00	
Consultancy Services	50211030	158,893,077.70	1,055,098.97	1,055,098.97	157,837,978.73	
Environment/Sanitary Services	50212010	500,000.00	116,400.00	116,400.00	383,600.00	
Janitorial Services	50212020	31,500,000.00			31,500,000.00	
Security Services	50212030	4,500,000.00			4,500,000.00	
Other General Services	50212990	500,000.00			500,000.00	
Repair & Maint. - Office Bldgs.	50213040-01	1,500,000.00			1,500,000.00	
Repair & Maint. - Other Structure	50213040-99	500,000.00			500,000.00	
Repair & Maint. - Office Equip.	50213050-02	1,200,000.00			1,200,000.00	
Repair & Maint. - IT Equipment	50213050-03	1,200,000.00			1,200,000.00	
Repair & Maint. - Communication Eqpt.	50213050-07	1,500,000.00			1,500,000.00	
Repair & Maint.-Fire Equipment	50213050-09	500,000.00			500,000.00	

Allotment Class / Object of Expenditure  (1)	Code	Allotment Received  (2)	Obligations Incurred		Unobligated Balance of Allotment  (5) = (2) - (4)	REMARKS  (6)
			This Report  (3)	To Date  (4)		
Repair & Maint. - Medical, Dental, etc.	50213050-11	500,000.00			500,000.00	
Repair & Maint. - Motor Vehicle	50213060-01	2,500,000.00			2,500,000.00	
Repair & Maint. - Furn. & Fixtures	50213070	1,200,000.00			1,200,000.00	
Repair & Maint. - Other Property, etc.	50213990	3,500,000.00	174,220.00	174,220.00	3,325,780.00	
Taxes, Duties and Licenses	50215010	600,000.00			600,000.00	
Fidelity Bond Premium	50215020	600,000.00	89,625.00	89,625.00	510,375.00	
Insurance Premiums	50215030	2,300,000.00	13,787.78	13,787.78	2,286,212.22	
Advertisement Expenses	50299010	2,500,000.00			2,500,000.00	
Printing & Binding Expenses	50299020	3,500,000.00			3,500,000.00	
Representation Expenses	50299030	85,087,862.14	4,383,742.73	4,383,742.73	80,704,119.41	
Transportation & Delivery Expenses	50299040	500,000.00			500,000.00	
Rent Expenses	50299050	220,334,216.88	2,078,768.60	2,078,768.60	218,255,448.28	
Membership Dues & Contribution to Orgns	50299060	1,947,000.00			1,947,000.00	
Subscription Expenses	50299070	16,615,451.00	1,830,887.10	1,830,887.10	14,784,563.90	
Other Maintenance and Other Operating Ex	50299990	417,713,042.00	33,149,703.97	33,149,703.97	384,563,338.03	
<b>Total Maintenance and Other Operating Expenses</b>		<b>1,679,972,127.21</b>	<b>72,936,300.99</b>	<b>72,936,300.99</b>	<b>1,607,035,826.22</b>	
<b>Capital Outlays</b>						
Office Buildings	10604010	100,000.00			100,000.00	
Other Structure	10604990	100,000.00			100,000.00	
Office Equipment	10605020	6,300,000.00			6,300,000.00	
IT Equipment	10605030	9,100,000.00			9,100,000.00	
Communication Equipment	10605070	1,100,000.00			1,100,000.00	
Firefighting Equipment & Accessories	10605090-01	1,100,000.00			1,100,000.00	
Military, Police & Security Equipment	10605100	1,200,000.00			1,200,000.00	
Medical, Dental & Laboratory Equipment	10605110	500,000.00			500,000.00	
Printing Equipment	10605120	800,000.00			800,000.00	
Sports Equipment	10605130	800,000.00			800,000.00	
Motor Vehicles	10606010	4,800,000.00			4,800,000.00	
Furniture & Fixture Equipment	10607010	1,500,000.00			1,500,000.00	
Library Books	10607020	1,200,000.00			1,200,000.00	
Other Property, etc.	10699990	5,500,000.00			5,500,000.00	
Computer Software	10801020	1,000,000.00			1,000,000.00	
<b>Total Capital Outlays</b>		<b>35,100,000.00</b>			<b>35,100,000.00</b>	

Allotment Class / Object of Expenditure  (1)	Code	Allotment Received  (2)	Obligations Incurred		Unobligated Balance of Allotment  (5) = (2) - (4)	REMARKS  (6)
			This Report  (3)	To Date  (4)		
<i>Total Current Operating Expenditures</i>		3,542,874,000.00	183,174,223.30	183,174,223.30	3,359,699,776.70	
<b>TOTAL CURRENT OPERATING EXPENDITURES</b>		<b>3,542,874,000.00</b>	<b>183,174,223.30</b>	<b>183,174,223.30</b>	<b>3,359,699,776.70</b>	
<b>CONTINUING APPROPRIATIONS</b>						
<b>REGULAR</b>						
<b>Maintenance and Other Operating Expenses</b>						
Travelling Expenses - Local	50201010	49,591,348.71			49,591,348.71	
Travelling Expenses - Foreign	50201020	11,371,347.48			11,371,347.48	
Training Expenses	50202010	156,632.57			156,632.57	
IT Supplies Expenses	50203010	10,626,912.38			10,626,912.38	
Other Supplies Expenses	50203990	3,766,092.19			3,766,092.19	
Water Expenses	50204010	251,244.58			251,244.58	
Electricity Expenses	50204020	13,769,237.16			13,769,237.16	
Postage & Deliveries Expenses	50205010	129,760.00			129,760.00	
Telephone and Mobile Expense	50205020	12,131,203.71			12,131,203.71	
Internet Expenses	50205030	2,605,148.78			2,605,148.78	
Cable, Radio, Sattelite Expenses	50205040	8,000.00			8,000.00	
Extraordinary and Miscellaneous Expenses	50210030	9,032,158.54			9,032,158.54	
Legal Services	50211010	2,009.60			2,009.60	
Consultancy Services	50211030	80,623,804.12			80,623,804.12	
Advertisement Expenses	50299010	30,000.00			30,000.00	
Printing & Binding Expenses	50299020	220,000.00			220,000.00	
Representation Expenses	50299030	17,227,859.17			17,227,859.17	
Rent Expenses	50299050	7,410,162.78			7,410,162.78	
Subscription Expenses	50299070	3,551,656.79			3,551,656.79	
Other Maintenance and Other Operating Ex	50299990	131,557,505.97			131,557,505.97	
<b>Total Maintenance and Other Operating Expenses</b>		<b>354,062,084.53</b>			<b>354,062,084.53</b>	
<b>Capital Outlays</b>						
Office Buildings	10604010	100,000.00			100,000.00	
Other Structure	10604990	100,000.00			100,000.00	
Office Equipment	10605020	4,307,348.51			4,307,348.51	
IT Equipment	10605030	6,659,120.36			6,659,120.36	
Communication Equipment	10605070	854,747.38			854,747.38	

*N* *Q*

Allotment Class / Object of Expenditure  (1)	Code	Allotment Received  (2)	Obligations Incurred		Unobligated Balance of Allotment  (5) = (2) - (4)	REMARKS  (6)
			This Report  (3)	To Date  (4)		
Military, Police & Security Equipment	10605100	448,537.00			448,537.00	
Medical, Dental & Laboratory Equipment	10605110	500,000.00			500,000.00	
Printing Equipment	10605120	200,000.00			200,000.00	
Sports Equipment	10605130	172,200.00			172,200.00	
Motor Vehicles	10606010	5,320,000.00			5,320,000.00	
Furniture & Fixture Equipment	10607010	1,281,425.33			1,281,425.33	
Library Books	10607020	1,117,817.68			1,117,817.68	
Other Property, etc.	10699990	81,974,279.83			81,974,279.83	
Computer Software	10801020	688,470.00			688,470.00	
<b>Total Capital Outlays</b>		<b>103,723,946.09</b>			<b>103,723,946.09</b>	
<b>Total Continuing Appropriations Regular</b>		<b>457,786,030.62</b>			<b>457,786,030.62</b>	
<b>TOTAL CONTINUING APPROPRIATIONS</b>		<b>457,786,030.62</b>			<b>457,786,030.62</b>	
<b>TOTAL PROPER AND SECRETARIAT</b>		<b>4,000,660,030.62</b>	<b>183,174,223.30</b>	<b>183,174,223.30</b>	<b>3,817,485,807.32</b>	
<b>PROGRAM B - LOCALLY FUNDED PROJECTS</b>						
Technical, Studies on the Economy, Taxation, Energy, Environment, Banking, Agriculture, Transportation						
<b>CURRENT OPERATING EXPENDITURES</b>						
Maintenance and Other Operating Expenses						
Research, Exploration & Dev Exp.	50207020	69,356,000.00			69,356,000.00	
<b>Total Maintenance and Other Operating Expenses</b>		<b>69,356,000.00</b>			<b>69,356,000.00</b>	
<b>Total Current Operating Expenditures</b>		<b>69,356,000.00</b>			<b>69,356,000.00</b>	
<b>TOTAL LOCALLY-FUNDED PROJECTS</b>		<b>69,356,000.00</b>			<b>69,356,000.00</b>	
<b>TOTAL PROGRAM B</b>		<b>69,356,000.00</b>			<b>69,356,000.00</b>	
<b>GRAND TOTAL</b>		<b>4,070,016,030.62</b>	<b>183,174,223.30</b>	<b>183,174,223.30</b>	<b>3,886,841,807.32</b>	

Certified Correct:

Submitted By:

  
**RENATO B. CHUA**  
 Chief, Legislative Budget Service

  
**ATTY. OSCAR G. YABES**  
 Senate Secretary

**STATEMENT OF ALLOTMENT, OBLIGATIONS AND BALANCES**

As of February 29, 2015

(Summary by Source)

DEPARTMENT

Agency: SENATE

Fund: General

Allotment Class / Object of Expenditure  (1)	Code	Allotment Received  (2)	Obligations Incurred		Unobligated Balance of Allotment  (5) = (2) - (4)	REMARKS  (6)
			This Report  (3)	To Date  (4)		
<b>PROGRAM A1 &amp; A2</b>						
<b>SECRETARIAT AND LEGISLATIVE PROPER SERVICES</b>						
<b>CURRENT OPERATING EXPENDITURES</b>						
<b>Personal Services</b>						
Salaries - Itemized Position	50101010	844,310,072.32	56,989,037.54	113,869,773.54	730,440,298.78	
Salaries & Wages - Unfilled Position	50101010-A	56,834,000.00			56,834,000.00	
Casual Wages	50101020-01	48,800,000.00	3,981,049.00	7,980,647.00	40,819,353.00	
Contractual Wages	50101020-02	12,900,000.00	1,022,504.00	2,045,008.00	10,854,992.00	
PERA	50102010	53,278,052.20	3,509,545.45	7,005,545.45	46,272,506.75	
Representation Allowance (RA)	50102020	12,870,000.00	1,038,500.00	2,044,000.00	10,826,000.00	
Transportation Allowance (TA)	50102030	12,870,000.00	925,500.00	1,818,000.00	11,052,000.00	
Clothing/Uniform Allowance	50102040	10,025,000.00	4,500,000.00	4,500,000.00	5,525,000.00	
Health Workers Benefits	50102060	600,000.00	19,000.00	19,000.00	581,000.00	
Productivity Incentive Benefits	50102080	5,800,000.00	5,083,500.00	5,083,500.00	716,500.00	
Honoraria	50102100	900,000.00	42,500.00	42,500.00	857,500.00	
Longevity Pay	50102120	52,500,000.00			52,500,000.00	
Overtime Services	50102130	24,000,000.00	1,879,211.93	4,714,121.55	19,285,878.45	
Year-End Bonus	50102140	62,800,000.00			62,800,000.00	
Cash Gift	50102150	9,900,000.00			9,900,000.00	
Other Bonuses and Allowances	50102990	83,569,000.00	101,600.00	203,400.00	83,365,600.00	
Provident Fund Contributions (SEF)	50103050	14,900,000.00	1,080,857.92	2,166,220.56	12,733,779.44	
Retirement Benefits - Civilians	50104020	5,347,000.00			5,347,000.00	
Terminal Leave	50104030	12,000,000.00	615,076.52	1,130,451.96	10,869,548.04	
Other Personnel Benefits	50104990	383,849,693.55	6,219,106.39	36,543,940.39	347,305,753.16	
<b>Total Personal Services</b>		<b>1,708,052,818.07</b>	<b>87,006,988.75</b>	<b>189,166,108.45</b>	<b>1,518,886,709.62</b>	
<b>Personal Services</b>						
GSIS Contribution	50103010	98,515,000.00	7,332,664.47	14,595,242.08	83,919,757.92	

Allotment Class / Object of Expenditure  (1)	Code	Allotment Received  (2)	Obligations Incurred		Unobligated Balance of Allotment  (5) = (2) - (4)	REMARKS  (6)
			This Report  (3)	To Date  (4)		
Pag-Ibig Contribution	50103020	2,630,000.00	174,050.00	347,550.00	2,282,450.00	
PhilHealth Contribution	50103030	7,700,000.00	470,104.73	938,529.73	6,761,470.27	
ECC Contribution	50103040	2,630,000.00	175,700.00	350,000.00	2,280,000.00	
<b>Total Personal Services</b>		<b>111,475,000.00</b>	<b>8,152,519.20</b>	<b>16,231,321.81</b>	<b>95,243,678.19</b>	
<b>Total Personal Services</b>		<b>1,819,527,818.07</b>	<b>95,159,507.95</b>	<b>205,397,430.26</b>	<b>1,614,130,387.81</b>	
<b>Maintenance and Other Operating Expenses</b>						
Travelling Expenses - Local	50201010	229,058,770.17	13,432,610.23	26,590,130.73	202,468,639.44	
Travelling Expenses - Foreign	50201020	27,306,134.00			27,306,134.00	
Training Expenses	50202010	2,696,000.00	14,400.00	23,900.00	2,672,100.00	
Office Supplies Expenses	50203010	32,024,160.82	506,241.41	1,013,292.30	31,010,868.52	
Accountable Forms Expenses	50203020	800,000.00			800,000.00	
Medical,Dental & Lab. Supplies Expenses	50203080	500,000.00			500,000.00	
Fuel, Oil & Lubricants Expenses	50203090	4,500,000.00	89,102.25	114,424.35	4,385,575.65	
Military, Police & Traffic Supplies Exp.	50203120	1,500,000.00			1,500,000.00	
Other Supplies Expenses	50203990	15,181,326.23	215,694.05	475,235.28	14,706,090.95	
Water Expenses	50204010	9,236,120.00	688,809.10	704,336.55	8,531,783.45	
Electricity Expenses	50204020	45,914,818.00	4,378,706.12	4,543,195.13	41,371,622.87	
Postage & Deliveries Expenses	50205010	300,000.00	3,693.00	3,693.00	296,307.00	
Telephone and Mobile Expense	50205020	33,462,380.10	910,874.89	1,461,835.11	32,000,544.99	
Internet Expenses	50205030	9,208,487.94	587,464.19	824,555.63	8,383,932.31	
Cable, Radio, Sattelite Expenses	50205040	1,504,000.00	2,000.00	2,000.00	1,502,000.00	
Extraordinary and Miscellaneous Expenses	50210030	303,917,469.00	22,502,197.32	37,617,861.32	266,299,607.68	
Legal Services	50211010	300,000.00			300,000.00	
Auditing Expenses	50211020	2,500,000.00	6,906.95	8,306.95	2,491,693.05	
Consultancy Services	50211030	164,456,955.47	18,526,307.25	19,581,406.22	144,875,549.25	
Environment/Sanitary Services	50212010	500,000.00		116,400.00	383,600.00	
Janitorial Services	50212020	31,500,000.00	2,341,047.15	2,341,047.15	29,158,952.85	
Security Services	50212030	4,500,000.00	315,452.16	315,452.16	4,184,547.84	
Other General Services	50212990	500,000.00			500,000.00	
Repair & Maint. - Office Bldgs.	50213040-01	1,500,000.00			1,500,000.00	
Repair & Maint. - Other Structure	50213040-99	500,000.00			500,000.00	
Repair & Maint. - Office Equip.	50213050-02	1,200,000.00			1,200,000.00	
Repair & Maint. - IT Equipment	50213050-03	1,200,000.00	700.00	700.00	1,199,300.00	
Repair & Maint. - Communication Eqpt.	50213050-07	1,500,000.00			1,500,000.00	
Repair & Maint.-Fire Equipment	50213050-09	500,000.00			500,000.00	

Allotment Class / Object of Expenditure  (1)	Code	Allotment Received  (2)	Obligations Incurred		Unobligated Balance of Allotment  (5) = (2) - (4)	REMARKS  (6)
			This Report  (3)	To Date  (4)		
Repair & Maint. - Medical, Dental, etc.	50213050-11	500,000.00			500,000.00	
Repair & Maint. - Motor Vehicle	50213060-01	2,500,000.00	16,764.29	16,764.29	2,483,235.71	
Repair & Maint. - Furn. & Fixtures	50213070	1,200,000.00			1,200,000.00	
Repair & Maint. - Other Property, etc.	50213990	3,500,000.00	117,000.00	291,220.00	3,208,780.00	
Taxes, Duties and Licenses	50215010	600,000.00			600,000.00	
Fidelity Bond Premium	50215020	600,000.00	5,253.75	94,878.75	505,121.25	
Insurance Premiums	50215030	2,300,000.00	8,894.81	22,682.59	2,277,317.41	
Advertisement Expenses	50299010	2,500,000.00			2,500,000.00	
Printing & Binding Expenses	50299020	3,500,000.00			3,500,000.00	
Representation Expenses	50299030	85,128,340.87	4,720,996.58	9,104,739.31	76,023,601.56	
Transportation & Delivery Expenses	50299040	500,000.00			500,000.00	
Rent Expenses	50299050	217,357,759.70	1,191,808.91	3,270,577.51	214,087,182.19	
Membership Dues & Contribution to Orgns	50299060	1,947,000.00	892,024.18	892,024.18	1,054,975.82	
Subscription Expenses	50299070	16,468,864.78	327,198.00	2,158,085.10	14,310,779.68	
Other Maintenance and Other Operating Ex	50299990	421,877,594.85	36,161,249.95	69,310,953.92	352,566,640.93	
<b>Total Maintenance and Other Operating Expenses</b>		<b>1,688,246,181.93</b>	<b>107,963,396.54</b>	<b>180,899,697.53</b>	<b>1,507,346,484.40</b>	
<b>Capital Outlays</b>						
Office Buildings	10604010	100,000.00			100,000.00	
Other Structure	10604990	100,000.00			100,000.00	
Office Equipment	10605020	6,300,000.00	6,240.00	6,240.00	6,293,760.00	
IT Equipment	10605030	9,100,000.00	8,800.00	8,800.00	9,091,200.00	
Communication Equipment	10605070	1,100,000.00			1,100,000.00	
Firefighting Equipment & Accessories	10605090-01	1,100,000.00			1,100,000.00	
Military, Police & Security Equipment	10605100	1,200,000.00			1,200,000.00	
Medical, Dental & Laboratory Equipment	10605110	500,000.00			500,000.00	
Printing Equipment	10605120	800,000.00			800,000.00	
Sports Equipment	10605130	800,000.00			800,000.00	
Motor Vehicles	10606010	4,800,000.00			4,800,000.00	
Furniture & Fixture Equipment	10607010	1,500,000.00			1,500,000.00	
Library Books	10607020	1,200,000.00	21,392.00	21,392.00	1,178,608.00	
Other Property, etc.	10699990	5,500,000.00			5,500,000.00	
Computer Software	10801020	1,000,000.00			1,000,000.00	
<b>Total Capital Outlays</b>		<b>35,100,000.00</b>	<b>36,432.00</b>	<b>36,432.00</b>	<b>35,063,568.00</b>	



Allotment Class / Object of Expenditure  (1)	Code	Allotment Received  (2)	Obligations Incurred		Unobligated Balance of Allotment  (5) = (2) - (4)	REMARKS  (6)
			This Report  (3)	To Date  (4)		
<i>Total Current Operating Expenditures</i>		3,542,874,000.00	203,159,336.49	386,333,559.79	3,156,540,440.21	
<b>TOTAL CURRENT OPERATING EXPENDITURES</b>		<b>3,542,874,000.00</b>	<b>203,159,336.49</b>	<b>386,333,559.79</b>	<b>3,156,540,440.21</b>	
<b>CONTINUING APPROPRIATIONS</b>						
<b>REGULAR</b>						
<b>Maintenance and Other Operating Expenses</b>						
Travelling Expenses - Local	50201010	49,591,348.71			49,591,348.71	
Travelling Expenses - Foreign	50201020	11,371,347.48			11,371,347.48	
Training Expenses	50202010	156,632.57			156,632.57	
IT Supplies Expenses	50203010	10,626,912.38			10,626,912.38	
Other Supplies Expenses	50203990	3,766,092.19			3,766,092.19	
Water Expenses	50204010	251,244.58			251,244.58	
Electricity Expenses	50204020	13,769,237.16			13,769,237.16	
Postage & Deliveries Expenses	50205010	129,760.00			129,760.00	
Telephone and Mobile Expense	50205020	12,131,203.71			12,131,203.71	
Internet Expenses	50205030	2,605,148.78			2,605,148.78	
Cable, Radio, Sattelite Expenses	50205040	8,000.00			8,000.00	
Extraordinary and Miscellaneous Expenses	50210030	9,032,158.54			9,032,158.54	
Legal Services	50211010	2,009.60			2,009.60	
Consultancy Services	50211030	84,623,804.12	650,000.00	650,000.00	83,973,804.12	
Advertisement Expenses	50299010	30,000.00			30,000.00	
Printing & Binding Expenses	50299020	220,000.00			220,000.00	
Representation Expenses	50299030	17,227,859.17			17,227,859.17	
Rent Expenses	50299050	7,410,162.78			7,410,162.78	
Subscription Expenses	50299070	3,551,656.79			3,551,656.79	
Other Maintenance and Other Operating Ex	50299990	127,557,505.97			127,557,505.97	
<b>Total Maintenance and Other Operating Expenses</b>		<b>354,062,084.53</b>	<b>650,000.00</b>	<b>650,000.00</b>	<b>353,412,084.53</b>	
<b>Capital Outlays</b>						
Office Buildings	10604010	100,000.00			100,000.00	
Other Structure	10604990	100,000.00			100,000.00	
Office Equipment	10605020	4,307,348.51			4,307,348.51	
IT Equipment	10605030	6,659,120.36			6,659,120.36	
Communication Equipment	10605070	854,747.38			854,747.38	

*N*


*o*

Allotment Class / Object of Expenditure  (1)	Code	Allotment Received  (2)	Obligations Incurred		Unobligated Balance of Allotment  (5) = (2) - (4)	REMARKS  (6)
			This Report  (3)	To Date  (4)		
Military, Police & Security Equipment	10605100	448,537.00			448,537.00	
Medical, Dental & Laboratory Equipment	10605110	500,000.00			500,000.00	
Printing Equipment	10605120	200,000.00			200,000.00	
Sports Equipment	10605130	172,200.00			172,200.00	
Motor Vehicles	10606010	5,320,000.00			5,320,000.00	
Furniture & Fixture Equipment	10607010	1,281,425.33			1,281,425.33	
Library Books	10607020	1,117,817.68			1,117,817.68	
Other Property, etc.	10699990	81,974,279.83			81,974,279.83	
Computer Software	10801020	688,470.00			688,470.00	
<b>Total Capital Outlays</b>		<b>103,723,946.09</b>			<b>103,723,946.09</b>	
<b>Total Continuing Appropriations Regular</b>		<b>457,786,030.62</b>	<b>650,000.00</b>	<b>650,000.00</b>	<b>457,136,030.62</b>	
<b>TOTAL CONTINUING APPROPRIATIONS</b>		<b>457,786,030.62</b>	<b>650,000.00</b>	<b>650,000.00</b>	<b>457,136,030.62</b>	
<b>TOTAL PROPER AND SECRETARIAT</b>		<b>4,000,660,030.62</b>	<b>203,809,336.49</b>	<b>386,983,559.79</b>	<b>3,613,676,470.83</b>	
<b>PROGRAM B - LOCALLY FUNDED PROJECTS</b>						
Technical, Studies on the Economy, Taxation, Energy, Environment, Banking, Agriculture, Transportation						
<b>CURRENT OPERATING EXPENDITURES</b>						
Maintenance and Other Operating Expenses						
Research, Exploration & Dev Exp.	50207020	69,356,000.00			69,356,000.00	
<b>Total Maintenance and Other Operating Expenses</b>		<b>69,356,000.00</b>			<b>69,356,000.00</b>	
<b>Total Current Operating Expenditures</b>		<b>69,356,000.00</b>			<b>69,356,000.00</b>	
<b>TOTAL LOCALLY-FUNDED PROJECTS</b>		<b>69,356,000.00</b>			<b>69,356,000.00</b>	
<b>TOTAL PROGRAM B</b>		<b>69,356,000.00</b>			<b>69,356,000.00</b>	
<b>GRAND TOTAL</b>		<b>4,070,016,030.62</b>	<b>203,809,336.49</b>	<b>386,983,559.79</b>	<b>3,683,032,470.83</b>	

Certified Correct:

Submitted By:

  
**RENATO B. CHUA**  
 Chief, Legislative Budget Service

  
**ATTY. OSCAR G. YABES**  
 Senate Secretary

**STATEMENT OF ALLOTMENT, OBLIGATIONS AND BALANCES**

As of March 31, 2015

**(Summary by Source)**

**DEPARTMENT**

**Agency:**

**SENATE**

**Fund:**

**General**

Allotment Class / Object of Expenditure  (1)	Code	Allotment Received  (2)	Obligations Incurred		Unobligated Balance of Allotment  (5) = (2) - (4)	REMARKS  (6)
			This Report  (3)	To Date  (4)		
<b>PROGRAM A1 &amp; A2</b>						
<b>SECRETARIAT AND LEGISLATIVE PROPER SERVICES</b>						
<b>CURRENT OPERATING EXPENDITURES</b>						
<b>Personal Services</b>						
Salaries - Itemized Position	50101010	838,308,833.73	56,490,775.41	170,360,548.95	667,948,284.78	
Salaries & Wages - Unfilled Position	50101010-A	56,834,000.00			56,834,000.00	
Casual Wages	50101020-01	48,800,000.00	3,948,940.93	11,929,587.93	36,870,412.07	
Contractual Wages	50101020-02	12,900,000.00	1,022,504.00	3,067,512.00	9,832,488.00	
PERA	50102010	53,078,816.20	3,487,090.88	10,492,636.33	42,586,179.87	
Representation Allowance (RA)	50102020	12,876,000.00	1,038,500.00	3,082,500.00	9,793,500.00	
Transportation Allowance (TA)	50102030	12,876,000.00	925,500.00	2,743,500.00	10,132,500.00	
Clothing/Uniform Allowance	50102040	10,025,000.00	10,000.00	4,510,000.00	5,515,000.00	
Health Workers Benefits	50102060	600,000.00	18,650.00	37,650.00	562,350.00	
Productivity Incentive Benefits	50102080	5,800,000.00	12,000.00	5,095,500.00	704,500.00	
Honoraria	50102100	900,000.00	24,000.00	66,500.00	833,500.00	
Longevity Pay	50102120	52,500,000.00	25,508,866.51	25,508,866.51	26,991,133.49	
Overtime Services	50102130	24,000,000.00	2,269,495.55	6,983,617.10	17,016,382.90	
Year-End Bonus	50102140	62,800,000.00			62,800,000.00	
Cash Gift	50102150	9,900,000.00			9,900,000.00	
Other Bonuses and Allowances	50102990	83,569,000.00	101,000.00	304,400.00	83,264,600.00	
Provident Fund Contributions (SEF)	50103050	14,900,000.00	1,068,980.44	3,235,201.00	11,664,799.00	
Retirement Benefits - Civilians	50104020	5,347,000.00			5,347,000.00	
Terminal Leave	50104030	12,000,000.00	374,681.40	1,505,133.36	10,494,866.64	
Other Personnel Benefits	50104990	383,819,193.55	60,754,809.72	97,298,750.11	286,520,443.44	
<b>Total Personal Services</b>		<b>1,701,833,843.48</b>	<b>157,055,794.84</b>	<b>346,221,903.29</b>	<b>1,355,611,940.19</b>	
<b>Personal Services</b>						
GSIS Contribution	50103010	98,515,000.00	7,217,512.04	21,812,754.12	76,702,245.88	
Pag-Ibig Contribution	50103020	2,630,000.00	171,100.00	518,650.00	2,111,350.00	
PhilHealth Contribution	50103030	7,700,000.00	462,662.50	1,401,192.23	6,298,807.77	

Allotment Class / Object of Expenditure  (1)	Code	Allotment Received  (2)	Obligations Incurred		Unobligated Balance of Allotment  (5) = (2) - (4)	REMARKS  (6)
			This Report  (3)	To Date  (4)		
ECC Contribution	50103040	2,630,000.00	172,400.00	522,400.00	2,107,600.00	
<b>Total Personal Services</b>		<b>111,475,000.00</b>	<b>8,023,674.54</b>	<b>24,254,996.35</b>	<b>87,220,003.65</b>	
<b>Total Personal Services</b>		<b>1,813,308,843.48</b>	<b>165,079,469.38</b>	<b>370,476,899.64</b>	<b>1,442,831,943.84</b>	
<b>Maintenance and Other Operating Expenses</b>						
Travelling Expenses - Local	50201010	225,819,633.96	12,381,387.83	38,971,518.56	186,848,115.40	
Travelling Expenses - Foreign	50201020	27,306,134.00	2,139,908.80	2,139,908.80	25,166,225.20	
Training Expenses	50202010	2,696,000.00	24,300.00	48,200.00	2,647,800.00	
Office Supplies Expenses	50203010	31,506,979.07	496,626.74	1,509,919.04	29,997,060.03	
Accountable Forms Expenses	50203020	800,000.00			800,000.00	
Medical,Dental & Lab. Supplies Expenses	50203080	500,000.00	8,741.25	8,741.25	491,258.75	
Fuel, Oil & Lubricants Expenses	50203090	4,500,000.00	173,340.27	287,764.62	4,212,235.38	
Military, Police & Traffic Supplies Exp.	50203120	1,500,000.00	29,800.00	29,800.00	1,470,200.00	
Other Supplies Expenses	50203990	14,923,337.23	192,969.50	668,204.78	14,255,132.45	
Water Expenses	50204010	9,189,862.98	1,383,824.39	2,088,160.94	7,101,702.04	
Electricity Expenses	50204020	45,680,070.81	1,556,364.85	6,099,559.98	39,580,510.83	
Postage & Deliveries Expenses	50205010	330,102.00	30,102.00	33,795.00	296,307.00	
Telephone and Mobile Expense	50205020	32,884,204.97	740,159.50	2,201,994.61	30,682,210.36	
Internet Expenses	50205030	9,204,841.48	444,082.54	1,268,638.17	7,936,203.31	
Cable, Radio, Sattelite Expenses	50205040	1,508,500.00	4,500.00	6,500.00	1,502,000.00	
Extraordinary and Miscellaneous Expenses	50210030	309,266,455.68	17,713,485.32	55,331,346.64	253,935,109.04	
Legal Services	50211010	303,100.00	3,100.00	3,100.00	300,000.00	
Auditing Expenses	50211020	2,500,000.00	22,270.50	30,577.45	2,469,422.55	
Consultancy Services	50211030	169,299,284.23	17,091,614.04	36,673,020.26	132,626,263.97	
Environment/Sanitary Services	50212010	500,000.00		116,400.00	383,600.00	
Janitorial Services	50212020	31,500,000.00	2,332,868.36	4,673,915.51	26,826,084.49	
Security Services	50212030	4,500,000.00	315,452.16	630,904.32	3,869,095.68	
Other General Services	50212990	500,000.00			500,000.00	
Repair & Maint. - Office Bldgs.	50213040-01	1,500,000.00			1,500,000.00	
Repair & Maint. - Other Structure	50213040-99	500,000.00			500,000.00	
Repair & Maint. - Office Equip.	50213050-02	1,200,000.00			1,200,000.00	
Repair & Maint. - IT Equipment	50213050-03	1,200,000.00	1,800.00	2,500.00	1,197,500.00	
Repair & Maint. - Communication Eqpt.	50213050-07	1,500,000.00	100,000.00	100,000.00	1,400,000.00	
Repair & Maint.-Fire Equipment	50213050-09	500,000.00			500,000.00	
Repair & Maint. - Medical, Dental, etc.	50213050-11	500,000.00			500,000.00	
Repair & Maint. - Motor Vehicle	50213060-01	2,500,000.00	34,125.53	50,889.82	2,449,110.18	
Repair & Maint. - Furn. & Fixtures	50213070	1,200,000.00			1,200,000.00	

*N* *o*

Allotment Class / Object of Expenditure  (1)	Code	Allotment Received  (2)	Obligations Incurred		Unobligated Balance of Allotment  (5) = (2) - (4)	REMARKS  (6)
			This Report  (3)	To Date  (4)		
Repair & Maint. - Other Property, etc.	50213990	3,500,000.00	20,050.00	311,270.00	3,188,730.00	
Taxes, Duties and Licenses	50215010	600,000.00			600,000.00	
Fidelity Bond Premium	50215020	600,000.00	6,941.25	101,820.00	498,180.00	
Insurance Premiums	50215030	2,300,000.00	29,697.20	52,379.79	2,247,620.21	
Advertisement Expenses	50299010	2,500,000.00			2,500,000.00	
Printing & Binding Expenses	50299020	3,500,000.00			3,500,000.00	
Representation Expenses	50299030	84,508,896.97	4,719,788.18	13,824,527.49	70,684,369.48	
Transportation & Delivery Expenses	50299040	500,000.00			500,000.00	
Rent Expenses	50299050	214,124,555.09	74,228,241.62	77,498,819.13	136,625,735.96	
Membership Dues & Contribution to Orgns	50299060	1,947,000.00		892,024.18	1,054,975.82	
Subscription Expenses	50299070	15,970,586.67	713,618.89	2,871,703.99	13,098,882.68	
Other Maintenance and Other Operating Ex	50299990	427,095,611.38	35,342,635.49	104,653,589.41	322,442,021.97	
<b>Total Maintenance and Other Operating Expenses</b>		<b>1,694,465,156.52</b>	<b>172,281,796.21</b>	<b>353,181,493.74</b>	<b>1,341,283,662.78</b>	
<b>Capital Outlays</b>						
Office Buildings	10604010	100,000.00			100,000.00	
Other Structure	10604990	100,000.00			100,000.00	
Office Equipment	10605020	6,300,000.00		6,240.00	6,293,760.00	
IT Equipment	10605030	9,100,000.00	132,018.00	140,818.00	8,959,182.00	
Communication Equipment	10605070	1,100,000.00			1,100,000.00	
Firefighting Equipment & Accessories	10605090-01	1,100,000.00			1,100,000.00	
Military, Police & Security Equipment	10605100	1,200,000.00			1,200,000.00	
Medical, Dental & Laboratory Equipment	10605110	500,000.00	1,400.00	1,400.00	498,600.00	
Printing Equipment	10605120	800,000.00			800,000.00	
Sports Equipment	10605130	800,000.00			800,000.00	
Motor Vehicles	10606010	4,800,000.00			4,800,000.00	
Furniture & Fixture Equipment	10607010	1,500,000.00	58,000.00	58,000.00	1,442,000.00	
Library Books	10607020	1,200,000.00		21,392.00	1,178,608.00	
Other Property, etc.	10699990	5,500,000.00	13,990.00	13,990.00	5,486,010.00	
Computer Software	10801020	1,000,000.00			1,000,000.00	
<b>Total Capital Outlays</b>		<b>35,100,000.00</b>	<b>205,408.00</b>	<b>241,840.00</b>	<b>34,858,160.00</b>	
<b>Total Current Operating Expenditures</b>		<b>3,542,874,000.00</b>	<b>337,566,673.59</b>	<b>723,900,233.38</b>	<b>2,818,973,766.62</b>	
<b>TOTAL CURRENT OPERATING EXPENDITURES</b>		<b>3,542,874,000.00</b>	<b>337,566,673.59</b>	<b>723,900,233.38</b>	<b>2,818,973,766.62</b>	
<b>CONTINUING APPROPRIATIONS</b>						

Allotment Class / Object of Expenditure  (1)	Code	Allotment Received  (2)	Obligations Incurred		Unobligated Balance of Allotment  (5) = (2) - (4)	REMARKS  (6)
			This Report  (3)	To Date  (4)		
<b>REGULAR</b>						
<b>Maintenance and Other Operating Expenses</b>						
Travelling Expenses - Local	50201010	50,748,214.71	719,366.66	719,366.66	50,028,848.05	
Travelling Expenses - Foreign	50201020	10,488,864.48			10,488,864.48	
Training Expenses	50202010	156,632.57			156,632.57	
Office Supplies Expenses	50203010	10,099,612.38	30,747.00	30,747.00	10,068,865.38	
Accountable Forms Expenses	50203020	2,000.00			2,000.00	
Other Supplies Expenses	50203990	3,436,004.19			3,436,004.19	
Water Expenses	50204010	217,644.58			217,644.58	
Electricity Expenses	50204020	13,769,237.16			13,769,237.16	
Postage & Deliveries Expenses	50205010	129,760.00	4,808.47	4,808.47	124,951.53	
Telephone and Mobile Expense	50205020	11,482,077.13	41,452.52	41,452.52	11,440,624.61	
Internet Expenses	50205030	2,499,068.78	11,200.00	11,200.00	2,487,868.78	
Cable, Radio, Sattelite Expenses	50205040	8,000.00			8,000.00	
Extraordinary and Miscellaneous Expenses	50210030	7,178,640.54	243,200.00	243,200.00	6,935,440.54	
Legal Services	50211010	12,009.60	2,000.00	2,000.00	10,009.60	
Consultancy Services	50211030	91,567,409.08	6,235,141.94	6,885,141.94	84,682,267.14	
Repair & Maint. - Motor Vehicle	50213060-01	300,000.00	100,000.00	100,000.00	200,000.00	
Advertisement Expenses	50299010	30,000.00			30,000.00	
Printing & Binding Expenses	50299020	120,000.00			120,000.00	
Representation Expenses	50299030	23,127,761.83	781,133.28	781,133.28	22,346,628.55	
Rent Expenses	50299050	7,338,162.78	33,267.69	33,267.69	7,304,895.09	
Subscription Expenses	50299070	3,994,656.79	28,000.00	28,000.00	3,966,656.79	
Other Maintenance and Other Operating Ex	50299990	117,356,327.93	373,000.00	373,000.00	116,983,327.93	
<b>Total Maintenance and Other Operating Expenses</b>		<b>354,062,084.53</b>	<b>8,603,317.56</b>	<b>9,253,317.56</b>	<b>344,808,766.97</b>	
<b>Capital Outlays</b>						
Office Buildings	10604010	100,000.00			100,000.00	
Other Structure	10604990	100,000.00			100,000.00	
Office Equipment	10605020	4,307,348.51			4,307,348.51	
IT Equipment	10605030	6,659,120.36			6,659,120.36	
Communication Equipment	10605070	854,747.38			854,747.38	
Military, Police & Security Equipment	10605100	448,537.00			448,537.00	
Medical, Dental & Laboratory Equipment	10605110	500,000.00			500,000.00	
Printing Equipment	10605120	200,000.00			200,000.00	
Sports Equipment	10605130	172,200.00			172,200.00	

Allotment Class / Object of Expenditure  (1)	Code	Allotment Received  (2)	Obligations Incurred		Unobligated Balance of Allotment  (5) = (2) - (4)	REMARKS  (6)
			This Report  (3)	To Date  (4)		
Motor Vehicles	10606010	5,320,000.00			5,320,000.00	
Furniture & Fixture Equipment	10607010	1,281,425.33			1,281,425.33	
Library Books	10607020	1,117,817.68			1,117,817.68	
Other Property, etc.	10699990	81,974,279.83			81,974,279.83	
Computer Software	10801020	688,470.00			688,470.00	
<b>Total Capital Outlays</b>		<b>103,723,946.09</b>			<b>103,723,946.09</b>	
<b>Total Continuing Appropriations Regular</b>		<b>457,786,030.62</b>	<b>8,603,317.56</b>	<b>9,253,317.56</b>	<b>448,532,713.06</b>	
<b>TOTAL CONTINUING APPROPRIATIONS</b>		<b>457,786,030.62</b>	<b>8,603,317.56</b>	<b>9,253,317.56</b>	<b>448,532,713.06</b>	
<b>TOTAL PROPER AND SECRETARIAT</b>		<b>4,000,660,030.62</b>	<b>346,169,991.15</b>	<b>733,153,550.94</b>	<b>3,267,506,479.68</b>	
<b>PROGRAM B - LOCALLY FUNDED PROJECTS</b>						
Technical, Studies on the Economy, Taxation, Energy, Environment, Banking, Agriculture, Transportation						
<b>CURRENT OPERATING EXPENDITURES</b>						
Maintenance and Other Operating Expenses						
Research, Exploration & Dev Exp.	50207020	69,356,000.00			69,356,000.00	
<b>Total Maintenance and Other Operating Expenses</b>		<b>69,356,000.00</b>			<b>69,356,000.00</b>	
<b>Total Current Operating Expenditures</b>		<b>69,356,000.00</b>			<b>69,356,000.00</b>	
<b>TOTAL LOCALLY-FUNDED PROJECTS</b>		<b>69,356,000.00</b>			<b>69,356,000.00</b>	
<b>TOTAL PROGRAM B</b>		<b>69,356,000.00</b>			<b>69,356,000.00</b>	
<b>GRAND TOTAL</b>		<b>4,070,016,030.62</b>	<b>346,169,991.15</b>	<b>733,153,550.94</b>	<b>3,336,862,479.68</b>	

Certified Correct:

Submitted By:

  
**RENATO B. CHUA**  
 Chief, Legislative Budget Service

  
**ATTY. OSCAR G. YABES**  
 Senate Secretary

## STATEMENT OF ALLOTMENT, OBLIGATIONS AND BALANCES

As of April 30, 2015

(Summary by Source)

DEPARTMENT

Agency: SENATE

Fund: General

Allotment Class / Object of Expenditure  (1)	Code	Allotment Received  (2)	Obligations Incurred		Unobligated Balance of Allotment  (5) = (2) - (4)	REMARKS  (6)
			This Report  (3)	To Date  (4)		
<b>PROGRAM A1 &amp; A2</b>						
<b>SECRETARIAT AND LEGISLATIVE PROPER SERVICES</b>						
<b>CURRENT OPERATING EXPENDITURES</b>						
<b>Personal Services</b>						
Salaries - Itemized Position	50101010	830,616,665.75	56,654,006.35	227,014,555.30	603,602,110.45	
Salaries & Wages - Unfilled Position	50101010-A	56,834,000.00			56,834,000.00	
Casual Wages	50101020-01	48,800,000.00	3,943,689.82	15,873,277.75	32,926,722.25	
Contractual Wages	50101020-02	12,900,000.00	1,022,504.00	4,090,016.00	8,809,984.00	
PERA	50102010	52,883,316.20	3,485,972.72	13,978,609.05	38,904,707.15	
Representation Allowance (RA)	50102020	12,882,000.00	1,008,000.00	4,090,500.00	8,791,500.00	
Transportation Allowance (TA)	50102030	12,882,000.00	895,000.00	3,638,500.00	9,243,500.00	
Clothing/Uniform Allowance	50102040	10,025,000.00	5,000.00	4,515,000.00	5,510,000.00	
Health Workers Benefits	50102060	600,000.00	19,450.00	57,100.00	542,900.00	
Productivity Incentive Benefits	50102080	5,800,000.00		5,095,500.00	704,500.00	
Honoraria	50102100	900,000.00	66,000.00	132,500.00	767,500.00	
Longevity Pay	50102120	52,500,000.00	150,067.90	25,658,934.41	26,841,065.59	
Overtime Services	50102130	24,000,000.00	1,465,560.98	8,449,178.08	15,550,821.92	
Year-End Bonus	50102140	62,800,000.00			62,800,000.00	
Cash Gift	50102150	9,900,000.00			9,900,000.00	
Other Bonuses and Allowances	50102990	83,569,000.00	101,200.00	405,600.00	83,163,400.00	
Provident Fund Contributions (SEF)	50103050	14,900,000.00	1,068,349.06	4,303,550.06	10,596,449.94	
Retirement Benefits - Civilians	50104020	5,347,000.00			5,347,000.00	
Terminal Leave	50104030	12,000,000.00	592,046.65	2,097,180.01	9,902,819.99	
Other Personnel Benefits	50104990	383,778,193.55	59,537,489.14	156,836,239.25	226,941,954.30	
<b>Total Personal Services</b>		<b>1,693,917,175.50</b>	<b>130,014,336.62</b>	<b>476,236,239.91</b>	<b>1,217,680,935.59</b>	
<b>Personal Services</b>						
GSIS Contribution	50103010	98,515,000.00	7,215,106.58	29,027,860.70	69,487,139.30	
Pag-Ibig Contribution	50103020	2,630,000.00	171,500.00	690,150.00	1,939,850.00	
PhilHealth Contribution	50103030	7,700,000.00	463,862.50	1,865,054.73	5,834,945.27	



Allotment Class / Object of Expenditure  (1)	Code	Allotment Received  (2)	Obligations Incurred		Unobligated Balance of Allotment  (5) = (2) - (4)	REMARKS  (6)
			This Report  (3)	To Date  (4)		
ECC Contribution	50103040	2,630,000.00	173,100.00	695,500.00	1,934,500.00	
<b>Total Personal Services</b>		<b>111,475,000.00</b>	<b>8,023,569.08</b>	<b>32,278,565.43</b>	<b>79,196,434.57</b>	
<b>Total Personal Services</b>		<b>1,805,392,175.50</b>	<b>138,037,905.70</b>	<b>508,514,805.34</b>	<b>1,296,877,370.16</b>	
<b>Maintenance and Other Operating Expenses</b>						
Travelling Expenses - Local	50201010	221,070,770.84	3,817,277.62	42,788,796.18	178,281,974.66	
Travelling Expenses - Foreign	50201020	27,306,134.00	1,110,103.00	3,250,011.80	24,056,122.20	
Training Expenses	50202010	2,756,000.00	83,175.00	131,375.00	2,624,625.00	
Office Supplies Expenses	50203010	30,501,143.75	1,064,698.42	2,574,617.46	27,926,526.29	
Accountable Forms Expenses	50203020	803,500.00	3,500.00	3,500.00	800,000.00	
Medical,Dental & Lab. Supplies Expenses	50203080	500,000.00	58,052.70	66,793.95	433,206.05	
Fuel, Oil & Lubricants Expenses	50203090	4,500,000.00	356,809.31	644,573.93	3,855,426.07	
Military, Police & Traffic Supplies Exp.	50203120	1,500,000.00		29,800.00	1,470,200.00	
Other Supplies Expenses	50203990	14,518,191.08	369,800.83	1,038,005.61	13,480,185.47	
Water Expenses	50204010	9,135,076.08	5,495.60	2,093,656.54	7,041,419.54	
Electricity Expenses	50204020	45,192,637.11	1,510,405.62	7,609,965.60	37,582,671.51	
Postage & Deliveries Expenses	50205010	350,769.00	37,695.57	71,490.57	279,278.43	
Telephone and Mobile Expense	50205020	32,067,090.24	577,235.71	2,779,230.32	29,287,859.92	
Internet Expenses	50205030	9,110,276.71	310,783.23	1,579,421.40	7,530,855.31	
Cable, Radio, Sattelite Expenses	50205040	1,510,240.00	1,740.00	8,240.00	1,502,000.00	
Extraordinary and Miscellaneous Expenses	50210030	315,862,805.85	22,539,704.83	77,871,051.47	237,991,754.38	
Legal Services	50211010	317,375.00	14,275.00	17,375.00	300,000.00	
Auditing Expenses	50211020	2,500,000.00	16,805.47	47,382.92	2,452,617.08	
Consultancy Services	50211030	174,049,530.22	11,785,410.91	48,458,431.17	125,591,099.05	
Environment/Sanitary Services	50212010	500,000.00		116,400.00	383,600.00	
Janitorial Services	50212020	31,500,000.00	2,440,755.87	7,114,671.38	24,385,328.62	
Security Services	50212030	4,500,000.00	315,452.16	946,356.48	3,553,643.52	
Other General Services	50212990	500,000.00			500,000.00	
Repair & Maint. - Office Bldgs.	50213040-01	1,500,000.00			1,500,000.00	
Repair & Maint. - Other Structure	50213040-99	500,000.00			500,000.00	
Repair & Maint. - Office Equip.	50213050-02	1,200,000.00	72,812.00	72,812.00	1,127,188.00	
Repair & Maint. - IT Equipment	50213050-03	1,200,000.00		2,500.00	1,197,500.00	
Repair & Maint. - Communication Eqpt.	50213050-07	1,500,000.00	39,600.00	139,600.00	1,360,400.00	
Repair & Maint.-Fire Equipment	50213050-09	500,000.00			500,000.00	
Repair & Maint. - Medical, Dental, etc.	50213050-11	500,000.00			500,000.00	
Repair & Maint. - Motor Vehicle	50213060-01	2,500,000.00	13,000.00	63,889.82	2,436,110.18	
Repair & Maint. - Furn. & Fixtures	50213070	1,200,000.00			1,200,000.00	


Allotment Class / Object of Expenditure  (1)	Code	Allotment Received  (2)	Obligations Incurred		Unobligated Balance of Allotment  (5) = (2) - (4)	REMARKS  (6)
			This Report  (3)	To Date  (4)		
Repair & Maint. - Other Property, etc.	50213990	3,500,000.00	45,600.00	356,870.00	3,143,130.00	
Taxes, Duties and Licenses	50215010	600,000.00			600,000.00	
Fidelity Bond Premium	50215020	600,000.00	3,375.00	105,195.00	494,805.00	
Insurance Premiums	50215030	2,300,000.00	10,205.94	62,585.73	2,237,414.27	
Advertisement Expenses	50299010	2,500,000.00	15,232.00	15,232.00	2,484,768.00	
Printing & Binding Expenses	50299020	3,582,000.00	117,040.00	117,040.00	3,464,960.00	
Representation Expenses	50299030	84,043,901.58	4,424,130.78	18,248,658.27	65,795,243.31	
Transportation & Delivery Expenses	50299040	500,000.00			500,000.00	
Rent Expenses	50299050	209,370,067.05	560,404.87	78,059,224.00	131,310,843.05	
Membership Dues & Contribution to Orgns	50299060	1,947,000.00		892,024.18	1,054,975.82	
Subscription Expenses	50299070	15,052,173.47	-104,275.84	2,767,428.15	12,284,745.32	
Other Maintenance and Other Operating Ex	50299990	437,190,642.52	29,714,146.79	134,367,736.20	302,822,906.32	
<b>Total Maintenance and Other Operating Expenses</b>		<b>1,702,337,324.50</b>	<b>81,330,448.39</b>	<b>434,511,942.13</b>	<b>1,267,825,382.37</b>	
<b>Capital Outlays</b>						
Office Buildings	10604010	100,000.00			100,000.00	
Other Structure	10604990	100,000.00			100,000.00	
Office Equipment	10605020	6,200,000.00	82,435.52	88,675.52	6,111,324.48	
IT Equipment	10605030	9,109,500.00	132,945.76	273,763.76	8,835,736.24	
Communication Equipment	10605070	1,100,000.00			1,100,000.00	
Firefighting Equipment & Accessories	10605090-01	1,100,000.00			1,100,000.00	
Military, Police & Security Equipment	10605100	1,200,000.00			1,200,000.00	
Medical, Dental & Laboratory Equipment	10605110	500,000.00	2,000.00	3,400.00	496,600.00	
Printing Equipment	10605120	800,000.00			800,000.00	
Sports Equipment	10605130	800,000.00			800,000.00	
Motor Vehicles	10606010	4,800,000.00			4,800,000.00	
Furniture & Fixture Equipment	10607010	1,508,000.00	8,000.00	66,000.00	1,442,000.00	
Library Books	10607020	1,200,000.00		21,392.00	1,178,608.00	
Other Property, etc.	10699990	5,627,000.00	236,276.88	250,266.88	5,376,733.12	
Computer Software	10801020	1,000,000.00			1,000,000.00	
<b>Total Capital Outlays</b>		<b>35,144,500.00</b>	<b>461,658.16</b>	<b>703,498.16</b>	<b>34,441,001.84</b>	
<b>Total Current Operating Expenditures</b>		<b>3,542,874,000.00</b>	<b>219,830,012.25</b>	<b>943,730,245.63</b>	<b>2,599,143,754.37</b>	
<b>TOTAL CURRENT OPERATING EXPENDITURES</b>		<b>3,542,874,000.00</b>	<b>219,830,012.25</b>	<b>943,730,245.63</b>	<b>2,599,143,754.37</b>	
<b>CONTINUING APPROPRIATIONS</b>						


Allotment Class / Object of Expenditure  (1)	Code	Allotment Received  (2)	Obligations Incurred		Unobligated Balance of Allotment  (5) = (2) - (4)	REMARKS  (6)
			This Report  (3)	To Date  (4)		
<b>REGULAR</b>						
<b>Maintenance and Other Operating Expenses</b>						
Travelling Expenses - Local	50201010	49,904,223.74	7,401,128.81	8,120,495.47	41,783,728.27	
Travelling Expenses - Foreign	50201020	9,773,822.48	499,262.80	499,262.80	9,274,559.68	
Training Expenses	50202010	156,132.57			156,132.57	
Office Supplies Expenses	50203010	9,105,795.79	138,000.00	168,747.00	8,937,048.79	
Accountable Forms Expenses	50203020	2,000.00			2,000.00	
Other Supplies Expenses	50203990	3,280,628.98			3,280,628.98	
Water Expenses	50204010	206,716.58			206,716.58	
Electricity Expenses	50204020	13,651,302.16			13,651,302.16	
Postage & Deliveries Expenses	50205010	129,760.00		4,808.47	124,951.53	
Telephone and Mobile Expense	50205020	10,740,943.80	168,443.49	209,896.01	10,531,047.79	
Internet Expenses	50205030	2,547,508.78	53,400.00	64,600.00	2,482,908.78	
Cable, Radio, Sattelite Expenses	50205040					
Extraordinary and Miscellaneous Expenses	50210030	5,967,267.19		243,200.00	5,724,067.19	
Legal Services	50211010	11,510.00	2,000.00	4,000.00	7,510.00	
Consultancy Services	50211030	104,706,909.82	11,924,752.24	18,809,894.18	85,897,015.64	
Repair & Maint. - Motor Vehicle	50213060-01	300,000.00	30,000.00	130,000.00	170,000.00	
Advertisement Expenses	50299010	30,000.00			30,000.00	
Printing & Binding Expenses	50299020					
Representation Expenses	50299030	22,652,525.29	424,244.05	1,205,377.33	21,447,147.96	
Rent Expenses	50299050	9,042,826.51	547,099.11	580,366.80	8,462,459.71	
Subscription Expenses	50299070	3,793,997.62	21,964.00	49,964.00	3,744,033.62	
Other Maintenance and Other Operating Ex	50299990	108,058,213.22	8,156,420.07	8,529,420.07	99,528,793.15	
<b>Total Maintenance and Other Operating Expenses</b>		<b>354,062,084.53</b>	<b>29,366,714.57</b>	<b>38,620,032.13</b>	<b>315,442,052.40</b>	
<b>Capital Outlays</b>						
Office Buildings	10604010	100,000.00			100,000.00	
Other Structure	10604990	100,000.00			100,000.00	
Office Equipment	10605020	4,307,348.51			4,307,348.51	
IT Equipment	10605030	6,659,120.36	1,653.60	1,653.60	6,657,466.76	
Communication Equipment	10605070	854,747.38	22,033.92	22,033.92	832,713.46	
Military, Police & Security Equipment	10605100	448,537.00			448,537.00	
Medical, Dental & Laboratory Equipment	10605110	500,000.00			500,000.00	
Printing Equipment	10605120	200,000.00			200,000.00	
Sports Equipment	10605130	172,200.00			172,200.00	

Allotment Class / Object of Expenditure  (1)	Code	Allotment Received  (2)	Obligations Incurred		Unobligated Balance of Allotment  (5) = (2) - (4)	REMARKS  (6)
			This Report  (3)	To Date  (4)		
Motor Vehicles	10606010	5,320,000.00			5,320,000.00	
Furniture & Fixture Equipment	10607010	1,281,425.33			1,281,425.33	
Library Books	10607020	1,117,817.68			1,117,817.68	
Other Property, etc.	10699990	81,974,279.83	49,724,300.00	49,724,300.00	32,249,979.83	
Computer Software	10801020	688,470.00			688,470.00	
<b>Total Capital Outlays</b>		<b>103,723,946.09</b>	<b>49,747,987.52</b>	<b>49,747,987.52</b>	<b>53,975,958.57</b>	
<b>Total Continuing Appropriations Regular</b>		<b>457,786,030.62</b>	<b>79,114,702.09</b>	<b>88,368,019.65</b>	<b>369,418,010.97</b>	
<b>TOTAL CONTINUING APPROPRIATIONS</b>		<b>457,786,030.62</b>	<b>79,114,702.09</b>	<b>88,368,019.65</b>	<b>369,418,010.97</b>	
<b>TOTAL PROPER AND SECRETARIAT</b>		<b>4,000,660,030.62</b>	<b>298,944,714.34</b>	<b>1,032,098,265.28</b>	<b>2,968,561,765.34</b>	
<b>PROGRAM B - LOCALLY FUNDED PROJECTS</b> Technical, Studies on the Economy, Taxation, Energy, Environment, Banking, Agriculture, Transportation						
<b>CURRENT OPERATING EXPENDITURES</b>						
Maintenance and Other Operating Expenses						
Research, Exploration & Dev Exp.	50207020	69,356,000.00			69,356,000.00	
<b>Total Maintenance and Other Operating Expenses</b>		<b>69,356,000.00</b>			<b>69,356,000.00</b>	
<b>Total Current Operating Expenditures</b>		<b>69,356,000.00</b>			<b>69,356,000.00</b>	
<b>TOTAL LOCALLY-FUNDED PROJECTS</b>		<b>69,356,000.00</b>			<b>69,356,000.00</b>	
<b>TOTAL PROGRAM B</b>		<b>69,356,000.00</b>			<b>69,356,000.00</b>	
<b>GRAND TOTAL</b>		<b>4,070,016,030.62</b>	<b>298,944,714.34</b>	<b>1,032,098,265.28</b>	<b>3,037,917,765.34</b>	

Certified Correct:

Submitted By:

  
**RENATO B. CHUA**  
 Chief, Legislative Budget Service

  
**ATTY. OSCAR G. YABES**  
 Senate Secretary

**STATEMENT OF ALLOTMENT, OBLIGATIONS AND BALANCES**

As of May 31, 2015

(Summary by Source)

DEPARTMENT

Agency: SENATE

Fund: General

Allotment Class / Object of Expenditure  (1)	Code	Allotment Received  (2)	Obligations Incurred		Unobligated Balance of Allotment  (5) = (2) - (4)	REMARKS  (6)
			This Report  (3)	To Date  (4)		
<b>PROGRAM A1 &amp; A2</b>						
<b>SECRETARIAT AND LEGISLATIVE PROPER SERVICES</b>						
<b>CURRENT OPERATING EXPENDITURES</b>						
<b>Personal Services</b>						
Salaries - Itemized Position	50101010	824,486,417.11	57,107,005.78	284,121,561.08	540,364,856.03	
Salaries & Wages - Unfilled Position	50101010-A	56,834,000.00			56,834,000.00	
Casual Wages	50101020-01	48,800,000.00	3,976,554.00	19,849,831.75	28,950,168.25	
Contractual Wages	50101020-02	12,900,000.00	1,059,602.00	5,149,618.00	7,750,382.00	
PERA	50102010	52,684,816.20	3,504,272.73	17,482,881.78	35,201,934.42	
Representation Allowance (RA)	50102020	12,888,000.00	1,019,000.00	5,109,500.00	7,778,500.00	
Transportation Allowance (TA)	50102030	12,888,000.00	906,000.00	4,544,500.00	8,343,500.00	
Clothing/Uniform Allowance	50102040	10,025,000.00	2,265,525.00	6,780,525.00	3,244,475.00	
Health Workers Benefits	50102060	600,000.00	16,400.00	73,500.00	526,500.00	
Productivity Incentive Benefits	50102080	5,800,000.00	9,000.00	5,104,500.00	695,500.00	
Honoraria	50102100	900,000.00	54,000.00	186,500.00	713,500.00	
Longevity Pay	50102120	52,500,000.00	48,344.90	25,707,279.31	26,792,720.69	
Overtime Services	50102130	24,000,000.00	1,729,647.87	10,178,825.95	13,821,174.05	
Year-End Bonus	50102140	62,800,000.00	29,399,527.50	29,399,527.50	33,400,472.50	
Cash Gift	50102150	9,900,000.00	4,285,000.00	4,285,000.00	5,615,000.00	
Other Bonuses and Allowances	50102990	83,569,000.00	106,200.00	511,800.00	83,057,200.00	
Provident Fund Contributions (SEF)	50103050	14,900,000.00	1,072,040.46	5,375,590.52	9,524,409.48	
Retirement Benefits - Civilians	50104020	5,347,000.00			5,347,000.00	
Terminal Leave	50104030	12,000,000.00	582,097.16	2,679,277.17	9,320,722.83	
Other Personnel Benefits	50104990	383,738,193.55	12,171,397.27	169,007,636.52	214,730,557.03	
<b>Total Personal Services</b>		<b>1,687,560,426.86</b>	<b>119,311,614.67</b>	<b>595,547,854.58</b>	<b>1,092,012,572.28</b>	
<b>Personal Services</b>						
GSIS Contribution	50103010	98,515,000.00	7,242,141.98	36,270,002.68	62,244,997.32	
Pag-Ibig Contribution	50103020	2,630,000.00	172,700.00	862,850.00	1,767,150.00	
PhilHealth Contribution	50103030	7,700,000.00	479,162.50	2,344,217.23	5,355,782.77	

Allotment Class / Object of Expenditure  (1)	Code	Allotment Received  (2)	Obligations Incurred		Unobligated Balance of Allotment  (5) = (2) - (4)	REMARKS  (6)
			This Report  (3)	To Date  (4)		
ECC Contribution	50103040	2,630,000.00	173,700.00	869,200.00	1,760,800.00	
<b>Total Personal Services</b>		<b>111,475,000.00</b>	<b>8,067,704.48</b>	<b>40,346,269.91</b>	<b>71,128,730.09</b>	
<b>Total Personal Services</b>		<b>1,799,035,426.86</b>	<b>127,379,319.15</b>	<b>635,894,124.49</b>	<b>1,163,141,302.37</b>	
<b>Maintenance and Other Operating Expenses</b>						
Travelling Expenses - Local	50201010	218,007,460.54	5,243,355.41	48,032,151.59	169,975,308.95	
Travelling Expenses - Foreign	50201020	27,306,134.00	2,415,563.65	5,665,575.45	21,640,558.55	
Training Expenses	50202010	3,061,824.59	348,547.09	479,922.09	2,581,902.50	
IT Supplies Expenses	50203010	29,696,022.70	868,021.95	3,442,639.41	26,253,383.29	
Accountable Forms Expenses	50203020	803,500.00		3,500.00	800,000.00	
Medical,Dental & Lab. Supplies Expenses	50203080	500,000.00		66,793.95	433,206.05	
Fuel, Oil & Lubricants Expenses	50203090	4,500,000.00	110,755.03	755,328.96	3,744,671.04	
Military, Police & Traffic Supplies Exp.	50203120	1,500,000.00	257,800.00	287,600.00	1,212,400.00	
Other Supplies Expenses	50203990	13,941,717.50	574,990.99	1,612,996.60	12,328,720.90	
Water Expenses	50204010	9,085,718.19	831,533.75	2,925,190.29	6,160,527.90	
Electricity Expenses	50204020	44,906,633.04	169,384.93	7,779,350.53	37,127,282.51	
Postage & Deliveries Expenses	50205010	376,427.00	17,113.00	88,603.57	287,823.43	
Telephone and Mobile Expense	50205020	31,395,516.48	811,665.80	3,590,896.12	27,804,620.36	
Internet Expenses	50205030	9,017,596.56	254,971.73	1,834,393.13	7,183,203.43	
Cable, Radio, Sattelite Expenses	50205040	1,512,740.00	2,500.00	10,740.00	1,502,000.00	
Extraordinary and Miscellaneous Expenses	50210030	320,377,692.32	20,036,458.01	97,907,509.48	222,470,182.84	
Legal Services	50211010	331,375.00	10,100.00	27,475.00	303,900.00	
Auditing Expenses	50211020	2,500,000.00	9,588.94	56,971.86	2,443,028.14	
Consultancy Services	50211030	178,446,341.96	13,324,768.07	61,783,199.24	116,663,142.72	
Environment/Sanitary Services	50212010	500,000.00		116,400.00	383,600.00	
Janitorial Services	50212020	31,500,000.00	2,581,926.96	9,696,598.34	21,803,401.66	
Security Services	50212030	4,500,000.00	315,452.16	1,261,808.64	3,238,191.36	
Other General Services	50212990	500,000.00			500,000.00	
Repair & Maint. - Office Bldgs.	50213040-01	1,500,000.00			1,500,000.00	
Repair & Maint. - Other Structure	50213040-99	500,000.00			500,000.00	
Repair & Maint. - Office Equip.	50213050-02	1,200,000.00		72,812.00	1,127,188.00	
Repair & Maint. - IT Equipment	50213050-03	1,200,000.00		2,500.00	1,197,500.00	
Repair & Maint. - Communication Eqpt.	50213050-07	1,500,000.00		139,600.00	1,360,400.00	
Repair & Maint.-Fire Equipment	50213050-09	500,000.00			500,000.00	
Repair & Maint. - Medical, Dental, etc.	50213050-11	500,000.00			500,000.00	
Repair & Maint. - Motor Vehicle	50213060-01	2,500,000.00	84,948.66	148,838.48	2,351,161.52	
Repair & Maint. - Furn. & Fixtures	50213070	1,200,000.00			1,200,000.00	

Allotment Class / Object of Expenditure  (1)	Code	Allotment Received  (2)	Obligations Incurred		Unobligated Balance of Allotment  (5) = (2) - (4)	REMARKS  (6)
			This Report  (3)	To Date  (4)		
Repair & Maint. - Other Property, etc.	50213990	3,500,000.00	143,700.00	500,570.00	2,999,400.00	
Taxes, Duties and Licenses	50215010	600,000.00			600,000.00	
Fidelity Bond Premium	50215020	600,000.00		105,195.00	494,805.00	
Insurance Premiums	50215030	2,300,000.00	565,432.60	628,018.33	1,671,981.67	
Advertisement Expenses	50299010	2,500,000.00		15,232.00	2,484,768.00	
Printing & Binding Expenses	50299020	3,664,100.00	722,050.00	839,090.00	2,825,010.00	
Representation Expenses	50299030	83,423,003.09	4,226,892.05	22,475,550.32	60,947,452.77	
Transportation & Delivery Expenses	50299040	500,000.00			500,000.00	
Rent Expenses	50299050	205,446,984.84	989,485.87	79,048,709.87	126,398,274.97	
Membership Dues & Contribution to Orgns	50299060	1,947,000.00		892,024.18	1,054,975.82	
Subscription Expenses	50299070	14,796,525.98	639,595.58	3,407,023.73	11,389,502.25	
Other Maintenance and Other Operating Ex	50299990	444,524,259.35	26,060,158.58	160,427,894.78	284,096,364.57	
<b>Total Maintenance and Other Operating Expenses</b>		<b>1,708,668,573.14</b>	<b>81,616,760.81</b>	<b>516,128,702.94</b>	<b>1,192,539,870.20</b>	
<b>Capital Outlays</b>						
Office Buildings	10604010	100,000.00			100,000.00	
Other Structure	10604990	100,000.00			100,000.00	
Office Equipment	10605020	6,215,000.00	315,000.00	403,675.52	5,811,324.48	
IT Equipment	10605030	9,045,000.00	239,011.00	512,774.76	8,532,225.24	
Communication Equipment	10605070	1,100,000.00			1,100,000.00	
Firefighting Equipment & Accessories	10605090-01	1,100,000.00			1,100,000.00	
Military, Police & Security Equipment	10605100	1,200,000.00	34,000.00	34,000.00	1,166,000.00	
Medical, Dental & Laboratory Equipment	10605110	500,000.00		3,400.00	496,600.00	
Printing Equipment	10605120	800,000.00			800,000.00	
Sports Equipment	10605130	800,000.00			800,000.00	
Motor Vehicles	10606010	4,800,000.00			4,800,000.00	
Furniture & Fixture Equipment	10607010	1,568,000.00	60,000.00	126,000.00	1,442,000.00	
Library Books	10607020	1,200,000.00		21,392.00	1,178,608.00	
Other Property, etc.	10699990	5,642,000.00	98,880.00	349,146.88	5,292,853.12	
Computer Software	10801020	1,000,000.00			1,000,000.00	
<b>Total Capital Outlays</b>		<b>35,170,000.00</b>	<b>746,891.00</b>	<b>1,450,389.16</b>	<b>33,719,610.84</b>	
<b>Total Current Operating Expenditures</b>		<b>3,542,874,000.00</b>	<b>209,742,970.96</b>	<b>1,153,473,216.59</b>	<b>2,389,400,783.41</b>	
<b>TOTAL CURRENT OPERATING EXPENDITURES</b>		<b>3,542,874,000.00</b>	<b>209,742,970.96</b>	<b>1,153,473,216.59</b>	<b>2,389,400,783.41</b>	
<b>CONTINUING APPROPRIATIONS</b>						

Allotment Class / Object of Expenditure  (1)	Code	Allotment Received  (2)	Obligations Incurred		Unobligated Balance of Allotment  (5) = (2) - (4)	REMARKS  (6)
			This Report  (3)	To Date  (4)		
<b>REGULAR</b>						
<b>Maintenance and Other Operating Expenses</b>						
Travelling Expenses - Local	50201010	47,792,777.33	8,397,301.11	16,517,796.58	31,274,980.75	
Travelling Expenses - Foreign	50201020	8,405,147.48		499,262.80	7,905,884.68	
Training Expenses	50202010	30,886.91	30,886.91	30,886.91		
IT Supplies Expenses	50203010	8,050,306.02	223,490.58	392,237.58	7,658,068.44	
Accountable Forms Expenses	50203020	2,000.00			2,000.00	
Other Supplies Expenses	50203990	2,739,440.41	115,456.49	115,456.49	2,623,983.92	
Water Expenses	50204010	173,020.58			173,020.58	
Electricity Expenses	50204020	13,602,954.16	1,789,809.15	1,789,809.15	11,813,145.01	
Postage & Deliveries Expenses	50205010	128,428.47	3,620.00	8,428.47	120,000.00	
Telephone and Mobile Expense	50205020	9,614,136.04	67,837.27	277,733.28	9,336,402.76	
Internet Expenses	50205030	2,247,508.78	75,620.00	140,220.00	2,107,288.78	
Extraordinary and Miscellaneous Expenses	50210030	5,304,954.24		243,200.00	5,061,754.24	
Legal Services	50211010	10,000.00	1,000.00	5,000.00	5,000.00	
Consultancy Services	50211030	116,592,193.02	7,058,972.11	25,868,866.29	90,723,326.73	
Repair & Maint. - Motor Vehicle	50213060-01	300,000.00	-100,000.00	30,000.00	270,000.00	
Advertisement Expenses	50299010	30,000.00			30,000.00	
Representation Expenses	50299030	21,101,321.43	369,836.75	1,575,214.08	19,526,107.35	
Rent Expenses	50299050	7,939,811.71	336,762.48	917,129.28	7,022,682.43	
Subscription Expenses	50299070	3,912,522.82	70,553.68	120,517.68	3,792,005.14	
Other Maintenance and Other Operating Ex	50299990	106,084,675.13	8,525,738.15	17,055,158.22	89,029,516.91	
<b>Total Maintenance and Other Operating Expenses</b>		<b>354,062,084.53</b>	<b>26,966,884.68</b>	<b>65,586,916.81</b>	<b>288,475,167.72</b>	
<b>Capital Outlays</b>						
Office Buildings	10604010	100,000.00			100,000.00	
Other Structure	10604990	100,000.00			100,000.00	
Office Equipment	10605020	4,307,348.51	112,880.00	112,880.00	4,194,468.51	
IT Equipment	10605030	6,294,120.36	255,000.00	256,653.60	6,037,466.76	
Communication Equipment	10605070	854,747.38		22,033.92	832,713.46	
Military, Police & Security Equipment	10605100	448,537.00			448,537.00	
Medical, Dental & Laboratory Equipment	10605110	500,000.00			500,000.00	
Printing Equipment	10605120	215,000.00			215,000.00	
Sports Equipment	10605130	172,200.00			172,200.00	
Motor Vehicles	10606010	5,320,000.00			5,320,000.00	
Furniture & Fixture Equipment	10607010	1,281,425.33	179,500.00	179,500.00	1,101,925.33	



Allotment Class / Object of Expenditure  (1)	Code	Allotment Received  (2)	Obligations Incurred		Unobligated Balance of Allotment  (5) = (2) - (4)	REMARKS  (6)
			This Report  (3)	To Date  (4)		
Library Books	10607020	1,117,817.68			1,117,817.68	
Other Property, etc.	10699990	82,324,279.83	29,984,755.65	79,709,055.65	2,615,224.18	
Computer Software	10801020	688,470.00	495,000.00	495,000.00	193,470.00	
<b>Total Capital Outlays</b>		<b>103,723,946.09</b>	<b>31,027,135.65</b>	<b>80,775,123.17</b>	<b>22,948,822.92</b>	
<b>Total Continuing Appropriations Regular</b>		<b>457,786,030.62</b>	<b>57,994,020.33</b>	<b>146,362,039.98</b>	<b>311,423,990.64</b>	
<b>TOTAL CONTINUING APPROPRIATIONS</b>		<b>457,786,030.62</b>	<b>57,994,020.33</b>	<b>146,362,039.98</b>	<b>311,423,990.64</b>	
<b>TOTAL PROPER AND SECRETARIAT</b>		<b>4,000,660,030.62</b>	<b>267,736,991.29</b>	<b>1,299,835,256.57</b>	<b>2,700,824,774.05</b>	
<b>PROGRAM B - LOCALLY FUNDED PROJECTS</b> Technical, Studies on the Economy, Taxation, Energy, Environment, Banking, Agriculture, Transportation						
<b>CURRENT OPERATING EXPENDITURES</b>						
Maintenance and Other Operating Expenses						
Research, Exploration & Dev Exp.	50207020	69,356,000.00			69,356,000.00	
<b>Total Maintenance and Other Operating Expenses</b>		<b>69,356,000.00</b>			<b>69,356,000.00</b>	
<b>Total Current Operating Expenditures</b>		<b>69,356,000.00</b>			<b>69,356,000.00</b>	
<b>TOTAL LOCALLY-FUNDED PROJECTS</b>		<b>69,356,000.00</b>			<b>69,356,000.00</b>	
<b>TOTAL PROGRAM B</b>		<b>69,356,000.00</b>			<b>69,356,000.00</b>	
<b>GRAND TOTAL</b>		<b>4,070,016,030.62</b>	<b>267,736,991.29</b>	<b>1,299,835,256.57</b>	<b>2,770,180,774.05</b>	

Certified Correct:

  
**RENATO B. CHUA**  
 Chief, Legislative Budget Service

Submitted By:

  
**ATTY. OSCAR G. YABES**  
 Senate Secretary

## STATEMENT OF ALLOTMENT, OBLIGATIONS AND BALANCES

As of June 30, 2015

(Summary by Source)

## DEPARTMENT

Agency: SENATE

Fund: General

Allotment Class / Object of Expenditure  (1)	Code	Allotment Received  (2)	Obligations Incurred		Unobligated Balance of Allotment  (5) = (2) - (4)	REMARKS  (6)
			This Report  (3)	To Date  (4)		
<b>PROGRAM A1 &amp; A2</b>						
<b>SECRETARIAT AND LEGISLATIVE PROPER SERVICES</b>						
<b>CURRENT OPERATING EXPENDITURES</b>						
<b>Personal Services</b>						
Salaries - Itemized Position	50101010	817,361,400.47	57,388,723.00	341,510,284.08	475,851,116.39	
Salaries & Wages - Unfilled Position	50101010-A	56,834,000.00			56,834,000.00	
Casual Wages	50101020-01	48,800,000.00	3,961,802.10	23,811,633.85	24,988,366.15	
Contractual Wages	50101020-02	12,900,000.00	1,022,504.00	6,172,122.00	6,727,878.00	
PERA	50102010	52,527,316.20	3,529,909.08	21,012,790.86	31,514,525.34	
Representation Allowance (RA)	50102020	12,894,000.00	1,008,000.00	6,117,500.00	6,776,500.00	
Transportation Allowance (TA)	50102030	12,894,000.00	895,000.00	5,439,500.00	7,454,500.00	
Clothing/Uniform Allowance	50102040	10,025,000.00	20,000.00	6,800,525.00	3,224,475.00	
Health Workers Benefits	50102060	600,000.00	19,150.00	92,650.00	507,350.00	
Productivity Incentive Benefits	50102080	5,800,000.00	3,000.00	5,107,500.00	692,500.00	
Honoraria	50102100	900,000.00	58,000.00	244,500.00	655,500.00	
Longevity Pay	50102120	52,500,000.00	16,210.35	25,723,489.66	26,776,510.34	
Overtime Services	50102130	24,000,000.00	2,000,892.06	12,179,718.01	11,820,281.99	
Year-End Bonus	50102140	62,800,000.00		29,399,527.50	33,400,472.50	
Cash Gift	50102150	9,900,000.00		4,285,000.00	5,615,000.00	
Other Bonuses and Allowances	50102990	83,569,000.00	25,983,300.00	26,495,100.00	57,073,900.00	
Provident Fund Contributions (SEF)	50103050	14,900,000.00	1,076,124.30	6,451,714.82	8,448,285.18	
Retirement Benefits - Civilians	50104020	5,347,000.00			5,347,000.00	
Terminal Leave	50104030	12,000,000.00	1,464,280.43	4,143,557.60	7,856,442.40	
Other Personnel Benefits	50104990	383,698,193.55	60,265,196.45	229,272,832.97	154,425,360.58	
<b>Total Personal Services</b>		<b>1,680,249,910.22</b>	<b>158,712,091.77</b>	<b>754,259,946.35</b>	<b>925,989,963.87</b>	

Allotment Class / Object of Expenditure  (1)	Code	Allotment Received  (2)	Obligations Incurred		Unobligated Balance of Allotment  (5) = (2) - (4)	REMARKS  (6)
			This Report  (3)	To Date  (4)		
<b>Personal Services</b>						
GSIS Contribution	50103010	98,515,000.00	7,265,654.04	43,535,656.72	54,979,343.28	
Pag-Ibig Contribution	50103020	2,630,000.00	173,700.00	1,036,550.00	1,593,450.00	
PhilHealth Contribution	50103030	7,700,000.00	468,600.00	2,812,817.23	4,887,182.77	
ECC Contribution	50103040	2,630,000.00	174,600.00	1,043,800.00	1,586,200.00	
<b>Total Personal Services</b>		<b>111,475,000.00</b>	<b>8,082,554.04</b>	<b>48,428,823.95</b>	<b>63,046,176.05</b>	
<b>Total Personal Services</b>		<b>1,791,724,910.22</b>	<b>166,794,645.81</b>	<b>802,688,770.30</b>	<b>989,036,139.92</b>	
<b>Maintenance and Other Operating Expenses</b>						
Travelling Expenses - Local	50201010	214,263,896.71	7,862,629.87	55,894,781.46	158,369,115.25	
Travelling Expenses - Foreign	50201020	27,486,134.00	1,311,996.85	6,977,572.30	20,508,561.70	
Training Expenses	50202010	3,130,767.75	175,143.16	655,065.25	2,475,702.50	
Office Supplies Expenses	50203010	29,073,265.70	78,075.54	3,520,714.95	25,552,550.75	
Accountable Forms Expenses	50203020	804,200.00	700.00	4,200.00	800,000.00	
Medical,Dental & Lab. Supplies Expenses	50203080	500,000.00	26,550.00	93,343.95	406,656.05	
Fuel, Oil & Lubricants Expenses	50203090	4,500,000.00	265,778.52	1,021,107.48	3,478,892.52	
Military, Police & Traffic Supplies Exp.	50203120	1,500,000.00		287,600.00	1,212,400.00	
Other Supplies Expenses	50203990	13,521,054.50	41,126.97	1,654,123.57	11,866,930.93	
Water Expenses	50204010	9,044,097.99	611,543.01	3,536,733.30	5,507,364.69	
Electricity Expenses	50204020	44,757,063.29	164,190.75	7,943,541.28	36,813,522.01	
Postage & Deliveries Expenses	50205010	536,673.53	162,146.53	250,750.10	285,923.43	
Telephone and Mobile Expense	50205020	30,785,519.65	650,522.31	4,241,418.43	26,544,101.22	
Internet Expenses	50205030	8,845,735.61	397,786.25	2,232,179.38	6,613,556.23	
Cable, Radio, Sattelite Expenses	50205040	1,521,220.00	6,480.00	17,220.00	1,504,000.00	
Extraordinary and Miscellaneous Expenses	50210030	323,078,972.82	20,871,164.39	118,778,673.87	204,300,298.95	
Legal Services	50211010	336,765.00	5,390.00	32,865.00	303,900.00	
Auditing Expenses	50211020	2,500,000.00	178,462.09	235,433.95	2,264,566.05	
Consultancy Services	50211030	182,497,826.70	9,758,846.50	71,542,045.74	110,955,780.96	
Environment/Sanitary Services	50212010	500,000.00		116,400.00	383,600.00	
Janitorial Services	50212020	31,500,000.00	2,332,868.36	12,029,466.70	19,470,533.30	
Security Services	50212030	4,500,000.00	315,452.16	1,577,260.80	2,922,739.20	
Other General Services	50212990	500,000.00			500,000.00	
Repair & Maint. - Office Bldgs.	50213040-01	1,500,000.00			1,500,000.00	
Repair & Maint. - Other Structure	50213040-99	500,000.00			500,000.00	
Repair & Maint. - Office Equip.	50213050-02	1,200,000.00		72,812.00	1,127,188.00	

Allotment Class / Object of Expenditure  (1)	Code	Allotment Received  (2)	Obligations Incurred		Unobligated Balance of Allotment  (5) = (2) - (4)	REMARKS  (6)
			This Report  (3)	To Date  (4)		
Repair & Maint. - IT Equipment	50213050-03	1,200,000.00		2,500.00	1,197,500.00	
Repair & Maint. - Communication Eqpt.	50213050-07	1,500,000.00	-700.00	138,900.00	1,361,100.00	
Repair & Maint.-Fire Equipment	50213050-09	500,000.00			500,000.00	
Repair & Maint. - Medical, Dental, etc.	50213050-11	500,000.00			500,000.00	
Repair & Maint. - Motor Vehicle	50213060-01	2,500,000.00	16,590.00	165,428.48	2,334,571.52	
Repair & Maint. - Furn. & Fixtures	50213070	1,200,000.00			1,200,000.00	
Repair & Maint. - Other Property, etc.	50213990	3,500,000.00		500,570.00	2,999,430.00	
Taxes, Duties and Licenses	50215010	600,000.00	37,381.00	37,381.00	562,619.00	
Fidelity Bond Premium	50215020	600,000.00	8,062.50	113,257.50	486,742.50	
Insurance Premiums	50215030	2,300,000.00	46,575.15	674,593.48	1,625,406.52	
Advertisement Expenses	50299010	2,500,000.00		15,232.00	2,484,768.00	
Printing & Binding Expenses	50299020	3,582,100.00	-82,000.00	757,090.00	2,825,010.00	
Representation Expenses	50299030	84,484,483.33	5,729,184.39	28,204,734.71	56,279,748.62	
Transportation & Delivery Expenses	50299040	500,000.00			500,000.00	
Rent Expenses	50299050	201,513,089.50	35,974,673.55	115,023,383.42	86,489,706.08	
Membership Dues & Contribution to Orgns	50299060	1,947,000.00		892,024.18	1,054,975.82	
Subscription Expenses	50299070	14,313,144.06	176,236.08	3,583,259.81	10,729,884.25	
Other Maintenance and Other Operating Ex	50299990	453,856,079.64	33,736,910.52	194,164,805.30	259,691,274.34	
<b>Total Maintenance and Other Operating Expenses</b>		<b>1,715,979,089.78</b>	<b>120,859,766.45</b>	<b>636,988,469.39</b>	<b>1,078,990,620.39</b>	
<b>Capital Outlays</b>						
Office Buildings	10604010	100,000.00			100,000.00	
Other Structure	10604990	100,000.00			100,000.00	
Office Equipment	10605020	6,215,000.00	14,830.00	418,505.52	5,796,494.48	
IT Equipment	10605030	9,045,000.00	104,031.00	616,805.76	8,428,194.24	
Communication Equipment	10605070	1,100,000.00			1,100,000.00	
Firefighting Equipment & Accessories	10605090-01	1,100,000.00			1,100,000.00	
Military, Police & Security Equipment	10605100	1,200,000.00		34,000.00	1,166,000.00	
Medical, Dental & Laboratory Equipment	10605110	500,000.00		3,400.00	496,600.00	
Printing Equipment	10605120	800,000.00			800,000.00	
Sports Equipment	10605130	800,000.00			800,000.00	
Motor Vehicles	10606010	4,800,000.00			4,800,000.00	
Furniture & Fixture Equipment	10607010	1,568,000.00		126,000.00	1,442,000.00	
Library Books	10607020	1,200,000.00	85,092.39	106,484.39	1,093,515.61	

Allotment Class / Object of Expenditure  (1)	Code	Allotment Received  (2)	Obligations Incurred		Unobligated Balance of Allotment  (5) = (2) - (4)	REMARKS  (6)
			This Report  (3)	To Date  (4)		
Other Property, etc.	10699990	5,642,000.00	43,382.00	392,528.88	5,249,471.12	
Computer Software	10801020	1,000,000.00			1,000,000.00	
<b>Total Capital Outlays</b>		<b>35,170,000.00</b>	<b>247,335.39</b>	<b>1,697,724.55</b>	<b>33,472,275.45</b>	
<b>Total Current Operating Expenditures</b>		<b>3,542,874,000.00</b>	<b>287,901,747.65</b>	<b>1,441,374,964.24</b>	<b>2,101,499,035.76</b>	
<b>TOTAL CURRENT OPERATING EXPENDITURES</b>		<b>3,542,874,000.00</b>	<b>287,901,747.65</b>	<b>1,441,374,964.24</b>	<b>2,101,499,035.76</b>	
<b>SPECIAL PURPOSE FUNDS</b>						
<b>MISCELLANEOUS PERSONNEL BENEFITS FUNDS</b>						
<b>Personal Services</b>						
Other Bonuses and Allowances	50102990	68,476,112.00	58,245,593.00	58,245,593.00	10,230,519.00	
<b>Total Personal Services</b>		<b>68,476,112.00</b>	<b>58,245,593.00</b>	<b>58,245,593.00</b>	<b>10,230,519.00</b>	
<b>Total Miscellaneous Personnel Benefits Funds</b>		<b>68,476,112.00</b>	<b>58,245,593.00</b>	<b>58,245,593.00</b>	<b>10,230,519.00</b>	
<b>Total Special Purpose Funds</b>		<b>68,476,112.00</b>	<b>58,245,593.00</b>	<b>58,245,593.00</b>	<b>10,230,519.00</b>	
<b>TOTAL SPECIAL PURPOSE FUNDS</b>		<b>68,476,112.00</b>	<b>58,245,593.00</b>	<b>58,245,593.00</b>	<b>10,230,519.00</b>	
<b>CONTINUING APPROPRIATIONS</b>						
<b>REGULAR</b>						
<b>Maintenance and Other Operating Expenses</b>						
Travelling Expenses - Local	50201010	48,390,918.39	3,939,266.97	20,457,063.55	27,933,854.84	
Travelling Expenses - Foreign	50201020	7,175,105.48	80,771.21	580,034.01	6,595,071.47	
Training Expenses	50202010	30,886.91		30,886.91		
Office Supplies Expenses	50203010	8,994,672.02	167,314.06	559,551.64	8,435,120.38	
Accountable Forms Expenses	50203020	2,000.00			2,000.00	
Other Supplies Expenses	50203990	2,652,268.41	2,001.31	117,457.80	2,534,810.61	
Water Expenses	50204010	134,324.58	3,000.00	3,000.00	131,324.58	
Electricity Expenses	50204020	13,591,954.16	1,700,369.15	3,490,178.30	10,101,775.86	
Postage & Deliveries Expenses	50205010	260,448.47	2,020.00	10,448.47	250,000.00	
Telephone and Mobile Expense	50205020	10,179,017.38	104,375.07	382,108.35	9,796,909.03	
Internet Expenses	50205030	2,259,381.69	62,180.00	202,400.00	2,056,981.69	
Cable, Radio, Sattelite Expenses	50205040	20,000.00	2,000.00	2,000.00	18,000.00	
Extraordinary and Miscellaneous Expenses	50210030	3,710,954.24		243,200.00	3,467,754.24	
Legal Services	50211010	11,000.00	1,000.00	6,000.00	5,000.00	
Consultancy Services	50211030	124,073,186.40	7,772,754.54	33,641,620.83	90,431,565.57	

*(Handwritten marks)*


Allotment Class / Object of Expenditure  (1)	Code	Allotment Received  (2)	Obligations Incurred		Unobligated Balance of Allotment  (5) = (2) - (4)	REMARKS  (6)
			This Report  (3)	To Date  (4)		
Repair & Maint. - Motor Vehicle	50213060-01	300,000.00		30,000.00	270,000.00	
Advertisement Expenses	50299010	30,000.00			30,000.00	
Representation Expenses	50299030	26,163,671.19	399,539.67	1,974,753.75	24,188,917.44	
Rent Expenses	50299050	8,831,496.40	533,895.22	1,451,024.50	7,380,471.90	
Subscription Expenses	50299070	3,727,086.82	213,994.00	334,511.68	3,302,575.14	
Other Maintenance and Other Operating Ex	50299990	93,323,711.99	5,054,954.41	22,110,112.63	71,213,599.36	
<b>Total Maintenance and Other Operating Expenses</b>		<b>353,862,084.53</b>	<b>20,039,435.61</b>	<b>85,626,352.42</b>	<b>268,235,732.11</b>	
<b>Capital Outlays</b>						
Office Buildings	10604010					
Other Structure	10604990					
Office Equipment	10605020	4,907,348.51	209,176.00	322,056.00	4,585,292.51	
IT Equipment	10605030	6,394,120.36	48,000.00	304,653.60	6,089,466.76	
Communication Equipment	10605070	854,747.38	-18,500.00	3,533.92	851,213.46	
Military, Police & Security Equipment	10605100	448,537.00			448,537.00	
Medical, Dental & Laboratory Equipment	10605110	500,000.00			500,000.00	
Printing Equipment	10605120	215,000.00	10,398.96	10,398.96	204,601.04	
Sports Equipment	10605130	172,200.00			172,200.00	
Motor Vehicles	10606010	1,000,000.00			1,000,000.00	
Furniture & Fixture Equipment	10607010	4,518,425.33	33,500.00	213,000.00	4,305,425.33	
Library Books	10607020	300,817.68			300,817.68	
Other Property, etc.	10699990	82,324,279.83	18,500.00	79,727,555.65	2,596,724.18	
Computer Software	10801020	2,288,470.00		495,000.00	1,793,470.00	
<b>Total Capital Outlays</b>		<b>103,923,946.09</b>	<b>301,074.96</b>	<b>81,076,198.13</b>	<b>22,847,747.96</b>	
<b>Total Continuing Appropriations Regular</b>		<b>457,786,030.62</b>	<b>20,340,510.57</b>	<b>166,702,550.55</b>	<b>291,083,480.07</b>	
<b>TOTAL CONTINUING APPROPRIATIONS</b>		<b>457,786,030.62</b>	<b>20,340,510.57</b>	<b>166,702,550.55</b>	<b>291,083,480.07</b>	
<b>TOTAL PROPER AND SECRETARIAT</b>		<b>4,069,136,142.62</b>	<b>366,487,851.22</b>	<b>1,666,323,107.79</b>	<b>2,402,813,034.83</b>	
<b>PROGRAM B - LOCALLY FUNDED PROJECTS</b>						
Technical, Studies on the Economy, Taxation, Energy, Environment, Banking, Agriculture, Transportation						
<b>CURRENT OPERATING EXPENDITURES</b>						

Allotment Class / Object of Expenditure  (1)	Code	Allotment Received  (2)	Obligations Incurred		Unobligated Balance of Allotment  (5) = (2) - (4)	REMARKS  (6)
			This Report  (3)	To Date  (4)		
Maintenance and Other Operating Expenses	50207020					
Research, Exploration & Dev Exp.		69,356,000.00			69,356,000.00	
<i>Total Maintenance and Other Operating Expenses</i>		69,356,000.00			69,356,000.00	
<i>Total Current Operating Expenditures</i>		69,356,000.00			69,356,000.00	
TOTAL LOCALLY-FUNDED PROJECTS		69,356,000.00			69,356,000.00	
TOTAL PROGRAM B		69,356,000.00			69,356,000.00	
<b>GRAND TOTAL</b>		4,138,492,142.62	366,487,851.22	1,666,323,107.79	2,472,169,034.83	

Certified Correct:

  
**RENATO B. CHUA**  
 Chief, Legislative Budget Service

Submitted By:

  
**ATTY. OSCAR G. YABES**  
 Senate Secretary

**STATEMENT OF ALLOTMENT, OBLIGATIONS AND BALANCES**

As of July 31, 2015

(Summary by Source)

DEPARTMENT

Agency: SENATE

Fund: General

Allotment Class / Object of Expenditure  (1)	Code	Allotment Received  (2)	Obligations Incurred		Unobligated Balance of Allotment  (5) = (2) - (4)	REMARKS  (6)
			This Report  (3)	To Date  (4)		
<b>PROGRAM A1 &amp; A2</b>						
<b>SECRETARIAT AND LEGISLATIVE PROPER SERVICES</b>						
<b>CURRENT OPERATING EXPENDITURES</b>						
<b>Personal Services</b>						
Salaries - Itemized Position	50101010	810,192,857.16	56,717,183.82	398,227,467.90	411,965,389.26	
Salaries & Wages - Unfilled Position	50101010-A	56,834,000.00			56,834,000.00	
Casual Wages	50101020-01	48,800,000.00	3,977,178.91	27,788,812.76	21,011,187.24	
Contractual Wages	50101020-02	12,900,000.00	1,022,504.00	7,194,626.00	5,705,374.00	
PERA	50102010	52,385,816.20	3,487,636.36	24,500,427.22	27,885,388.98	
Representation Allowance (RA)	50102020	12,900,000.00	1,030,000.00	7,147,500.00	5,752,500.00	
Transportation Allowance (TA)	50102030	12,900,000.00	917,000.00	6,356,500.00	6,543,500.00	
Clothing/Uniform Allowance	50102040	10,025,000.00	24,000.00	6,824,525.00	3,200,475.00	
Health Workers Benefits	50102060	600,000.00		92,650.00	507,350.00	
Productivity Incentive Benefits	50102080	5,800,000.00	65,880.00	5,173,380.00	626,620.00	
Honoraria	50102100	900,000.00	17,250.00	261,750.00	638,250.00	
Longevity Pay	50102120	52,500,000.00	6,590.00	25,730,079.66	26,769,920.34	
Overtime Services	50102130	24,000,000.00	1,160,182.37	13,339,900.38	10,660,099.62	
Year-End Bonus	50102140	62,800,000.00	9,274.50	29,408,802.00	33,391,198.00	
Cash Gift	50102150	9,900,000.00	2,500.00	4,287,500.00	5,612,500.00	
Other Bonuses and Allowances	50102990	83,569,000.00	135,850.00	26,630,950.00	56,938,050.00	
Provident Fund Contributions (SEF)	50103050	14,900,000.00	1,074,794.04	7,526,508.86	7,373,491.14	
Retirement Benefits - Civilians	50104020	5,347,000.00			5,347,000.00	
Terminal Leave	50104030	12,000,000.00	194,464.28	4,338,021.88	7,661,978.12	
Other Personnel Benefits	50104990	383,671,193.55	60,158,826.04	289,431,659.01	94,239,534.54	
<b>Total Personal Services</b>		<b>1,672,924,866.91</b>	<b>130,001,114.32</b>	<b>884,261,060.67</b>	<b>788,663,806.24</b>	



Allotment Class / Object of Expenditure  (1)	Code	Allotment Received  (2)	Obligations Incurred		Unobligated Balance of Allotment  (5) = (2) - (4)	REMARKS  (6)
			This Report  (3)	To Date  (4)		
<b>Personal Services</b>						
GSIS Contribution	50103010	98,515,000.00	7,218,845.65	50,754,502.37	47,760,497.63	
Pag-Ibig Contribution	50103020	2,630,000.00	172,500.00	1,209,050.00	1,420,950.00	
PhilHealth Contribution	50103030	7,700,000.00	471,687.50	3,284,504.73	4,415,495.27	
ECC Contribution	50103040	2,630,000.00	173,800.00	1,217,600.00	1,412,400.00	
<b>Total Personal Services</b>		<b>111,475,000.00</b>	<b>8,036,833.15</b>	<b>56,465,657.10</b>	<b>55,009,342.90</b>	
<b>Total Personal Services</b>		<b>1,784,399,866.91</b>	<b>138,037,947.47</b>	<b>940,726,717.77</b>	<b>843,673,149.14</b>	
<b>Maintenance and Other Operating Expenses</b>						
Travelling Expenses - Local	50201010	211,287,458.06	9,482,665.82	65,377,447.28	145,910,010.78	
Travelling Expenses - Foreign	50201020	27,486,134.00	96,466.40	7,074,038.70	20,412,095.30	
Training Expenses	50202010	3,422,667.75	421,975.00	1,077,040.25	2,345,627.50	
Office Supplies Expenses	50203010	28,225,263.40	1,246,270.54	4,766,985.49	23,458,277.91	
Accountable Forms Expenses	50203020	805,250.00	1,050.00	5,250.00	800,000.00	
Medical,Dental & Lab. Supplies Expenses	50203080	500,000.00	13,406.75	106,750.70	393,249.30	
Fuel, Oil & Lubricants Expenses	50203090	4,500,000.00	186,351.40	1,207,458.88	3,292,541.12	
Military, Police & Traffic Supplies Exp.	50203120	1,500,000.00		287,600.00	1,212,400.00	
Other Supplies Expenses	50203990	13,008,034.50	123,034.63	1,777,158.20	11,230,876.30	
Water Expenses	50204010	8,994,328.61	524,559.66	4,061,292.96	4,933,035.65	
Electricity Expenses	50204020	44,473,613.26	76,519.97	8,020,061.25	36,453,552.01	
Postage & Deliveries Expenses	50205010	549,345.53	12,672.00	263,422.10	285,923.43	
Telephone and Mobile Expense	50205020	29,666,072.91	644,758.12	4,886,176.55	24,779,896.36	
Internet Expenses	50205030	8,653,811.38	416,211.77	2,648,391.15	6,005,420.23	
Cable, Radio, Sattelite Expenses	50205040	1,526,220.00	70,870.00	88,090.00	1,438,130.00	
Extraordinary and Miscellaneous Expenses	50210030	326,251,395.30	20,530,108.35	139,308,782.22	186,942,613.08	
Legal Services	50211010	337,765.00	1,000.00	33,865.00	303,900.00	
Auditing Expenses	50211020	2,500,000.00	30,687.09	266,121.04	2,233,878.96	
Consultancy Services	50211030	188,892,007.44	6,886,171.84	78,428,217.58	110,463,789.86	
Environment/Sanitary Services	50212010	500,000.00		116,400.00	383,600.00	
Janitorial Services	50212020	31,500,000.00	2,409,290.01	14,438,756.71	17,061,243.29	
Security Services	50212030	4,500,000.00	315,452.16	1,892,712.96	2,607,287.04	
Other General Services	50212990	500,000.00			500,000.00	
Repair & Maint. - Office Bldgs.	50213040-01	1,500,000.00			1,500,000.00	
Repair & Maint. - Other Structure	50213040-99	500,000.00			500,000.00	
Repair & Maint. - Office Equip.	50213050-02	1,200,000.00		72,812.00	1,127,188.00	

Allotment Class / Object of Expenditure  (1)	Code	Allotment Received  (2)	Obligations Incurred		Unobligated Balance of Allotment  (5) = (2) - (4)	REMARKS  (6)
			This Report  (3)	To Date  (4)		
Repair & Maint. - IT Equipment	50213050-03	1,200,000.00		2,500.00	1,197,500.00	
Repair & Maint. - Communication Eqpt.	50213050-07	1,500,000.00		138,900.00	1,361,100.00	
Repair & Maint.-Fire Equipment	50213050-09	500,000.00			500,000.00	
Repair & Maint. - Medical, Dental, etc.	50213050-11	500,000.00			500,000.00	
Repair & Maint. - Motor Vehicle	50213060-01	2,500,000.00	130,159.00	295,587.48	2,204,412.52	
Repair & Maint. - Furn. & Fixtures	50213070	1,200,000.00			1,200,000.00	
Repair & Maint. - Other Property, etc.	50213990	3,500,000.00	395,640.00	896,210.00	2,603,790.00	
Taxes, Duties and Licenses	50215010	600,000.00		37,381.00	562,619.00	
Fidelity Bond Premium	50215020	600,000.00		113,257.50	486,742.50	
Insurance Premiums	50215030	2,300,000.00	29,379.58	703,973.06	1,596,026.94	
Advertisement Expenses	50299010	2,500,000.00	30,464.00	45,696.00	2,454,304.00	
Printing & Binding Expenses	50299020	3,582,100.00	48,532.50	805,622.50	2,776,477.50	
Representation Expenses	50299030	84,498,199.05	4,957,136.98	33,161,871.69	51,336,327.36	
Transportation & Delivery Expenses	50299040	500,000.00			500,000.00	
Rent Expenses	50299050	197,677,568.68	1,528,535.17	116,551,918.59	81,125,650.09	
Membership Dues & Contribution to Orgns	50299060	1,947,000.00		892,024.18	1,054,975.82	
Subscription Expenses	50299070	13,811,611.05	273,070.99	3,856,330.80	9,955,280.25	
Other Maintenance and Other Operating Ex	50299990	461,532,287.17	34,296,731.84	228,461,537.14	233,070,750.03	
<b>Total Maintenance and Other Operating Expenses</b>		<b>1,723,228,133.09</b>	<b>85,179,171.57</b>	<b>722,167,640.96</b>	<b>1,001,060,492.13</b>	
<b>Capital Outlays</b>						
Office Buildings	10604010	100,000.00			100,000.00	
Other Structure	10604990	100,000.00			100,000.00	
Office Equipment	10605020	6,291,000.00		418,505.52	5,872,494.48	
IT Equipment	10605030	9,045,000.00	-61,818.52	554,987.24	8,490,012.76	
Communication Equipment	10605070	1,100,000.00	7,009.12	7,009.12	1,092,990.88	
Firefighting Equipment & Accessories	10605090-01	1,100,000.00			1,100,000.00	
Military, Police & Security Equipment	10605100	1,200,000.00		34,000.00	1,166,000.00	
Medical, Dental & Laboratory Equipment	10605110	500,000.00		3,400.00	496,600.00	
Printing Equipment	10605120	800,000.00			800,000.00	
Sports Equipment	10605130	800,000.00			800,000.00	
Motor Vehicles	10606010	4,800,000.00			4,800,000.00	
Furniture & Fixture Equipment	10607010	1,568,000.00		126,000.00	1,442,000.00	
Library Books	10607020	1,200,000.00		106,484.39	1,093,515.61	

*[Handwritten signature]*

Allotment Class / Object of Expenditure  (1)	Code	Allotment Received  (2)	Obligations Incurred		Unobligated Balance of Allotment  (5) = (2) - (4)	REMARKS  (6)
			This Report  (3)	To Date  (4)		
Other Property, etc.	10699990	5,642,000.00	10,675.00	403,203.88	5,238,796.12	
Computer Software	10801020	1,000,000.00	318,096.00	318,096.00	681,904.00	
<b>Total Capital Outlays</b>		<b>35,246,000.00</b>	<b>273,961.60</b>	<b>1,971,686.15</b>	<b>33,274,313.85</b>	
<b>Total Current Operating Expenditures</b>		<b>3,542,874,000.00</b>	<b>223,491,080.64</b>	<b>1,664,866,044.88</b>	<b>1,878,007,955.12</b>	
<b>TOTAL CURRENT OPERATING EXPENDITURES</b>		<b>3,542,874,000.00</b>	<b>223,491,080.64</b>	<b>1,664,866,044.88</b>	<b>1,878,007,955.12</b>	
<b>SPECIAL PURPOSE FUNDS</b>						
<b>MISCELLANEOUS PERSONNEL BENEFITS FUNDS</b>						
<b>Personal Services</b>						
Other Bonuses and Allowances	50102990	68,476,112.00	71,186.00	58,316,779.00	10,159,333.00	
<b>Total Personal Services</b>		<b>68,476,112.00</b>	<b>71,186.00</b>	<b>58,316,779.00</b>	<b>10,159,333.00</b>	
<b>Total Miscellaneous Personnel Benefits Funds</b>		<b>68,476,112.00</b>	<b>71,186.00</b>	<b>58,316,779.00</b>	<b>10,159,333.00</b>	
<b>Total Special Purpose Funds</b>		<b>68,476,112.00</b>	<b>71,186.00</b>	<b>58,316,779.00</b>	<b>10,159,333.00</b>	
<b>TOTAL SPECIAL PURPOSE FUNDS</b>		<b>68,476,112.00</b>	<b>71,186.00</b>	<b>58,316,779.00</b>	<b>10,159,333.00</b>	
<b>CONTINUING APPROPRIATIONS</b>						
<b>REGULAR</b>						
<b>Maintenance and Other Operating Expenses</b>						
Travelling Expenses - Local	50201010	48,390,918.39	3,315,836.31	23,772,899.86	24,618,018.53	
Travelling Expenses - Foreign	50201020	7,175,105.48		580,034.01	6,595,071.47	
Training Expenses	50202010	30,886.91		30,886.91		
Office Supplies Expenses	50203010	8,994,672.02	23,144.39	582,696.03	8,411,975.99	
Accountable Forms Expenses	50203020	2,000.00			2,000.00	
Other Supplies Expenses	50203990	2,652,268.41	-42,960.19	74,497.61	2,577,770.80	
Water Expenses	50204010	134,324.58		3,000.00	131,324.58	
Electricity Expenses	50204020	13,591,954.16	3,900,035.10	7,390,213.40	6,201,740.76	
Postage & Deliveries Expenses	50205010	260,448.47		10,448.47	250,000.00	
Telephone and Mobile Expense	50205020	10,179,017.38	186,938.97	569,047.32	9,609,970.06	
Internet Expenses	50205030	2,259,381.69	140,198.53	342,598.53	1,916,783.16	
Cable, Radio, Sattelite Expenses	50205040	20,000.00	2,000.00	4,000.00	16,000.00	
Extraordinary and Miscellaneous Expenses	50210030	3,710,954.24		243,200.00	3,467,754.24	
Legal Services	50211010	11,000.00		6,000.00	5,000.00	
Consultancy Services	50211030	124,073,186.40	3,340,607.70	36,982,228.53	87,090,957.87	

Allotment Class / Object of Expenditure  (1)	Code	Allotment Received  (2)	Obligations Incurred		Unobligated Balance of Allotment  (5) = (2) - (4)	REMARKS  (6)
			This Report  (3)	To Date  (4)		
Repair & Maint. - Motor Vehicle	50213060-01	300,000.00		30,000.00	270,000.00	
Advertisement Expenses	50299010	30,000.00			30,000.00	
Representation Expenses	50299030	26,163,671.19	607,206.27	2,581,960.02	23,581,711.17	
Rent Expenses	50299050	8,831,496.40	589,274.75	2,040,299.25	6,791,197.15	
Subscription Expenses	50299070	3,727,086.82	416,142.32	750,654.00	2,976,432.82	
Other Maintenance and Other Operating Ex	50299990	93,323,711.99	3,228,056.41	25,338,169.04	67,985,542.95	
<b>Total Maintenance and Other Operating Expenses</b>		<b>353,862,084.53</b>	<b>15,706,480.56</b>	<b>101,332,832.98</b>	<b>252,529,251.55</b>	
<b>Capital Outlays</b>						
Office Equipment	10605020	4,907,348.51	45,737.00	367,793.00	4,539,555.51	
IT Equipment	10605030	6,394,120.36	146,461.00	451,114.60	5,943,005.76	
Communication Equipment	10605070	854,747.38		3,533.92	851,213.46	
Military, Police & Security Equipment	10605100	448,537.00			448,537.00	
Medical, Dental & Laboratory Equipment	10605110	500,000.00			500,000.00	
Printing Equipment	10605120	215,000.00		10,398.96	204,601.04	
Sports Equipment	10605130	172,200.00			172,200.00	
Motor Vehicles	10606010	1,000,000.00			1,000,000.00	
Furniture & Fixture Equipment	10607010	4,518,425.33	33,500.00	246,500.00	4,271,925.33	
Library Books	10607020	300,817.68			300,817.68	
Other Property, etc.	10699990	82,324,279.83		79,727,555.65	2,596,724.18	
Computer Software	10801020	2,288,470.00	1,545,109.92	2,040,109.92	248,360.08	
<b>Total Capital Outlays</b>		<b>103,923,946.09</b>	<b>1,770,807.92</b>	<b>82,847,006.05</b>	<b>21,076,940.04</b>	
<b>Total Continuing Appropriations Regular</b>		<b>457,786,030.62</b>	<b>17,477,288.48</b>	<b>184,179,839.03</b>	<b>273,606,191.59</b>	
<b>TOTAL CONTINUING APPROPRIATIONS</b>		<b>457,786,030.62</b>	<b>17,477,288.48</b>	<b>184,179,839.03</b>	<b>273,606,191.59</b>	
<b>TOTAL PROPER AND SECRETARIAT</b>		<b>4,069,136,142.62</b>	<b>241,039,555.12</b>	<b>1,907,362,662.91</b>	<b>2,161,773,479.71</b>	
<b>PROGRAM B - LOCALLY FUNDED PROJECTS</b>						
Technical, Studies on the Economy, Taxation, Energy, Environment, Banking, Agriculture, Transportation						
<b>CURRENT OPERATING EXPENDITURES</b>						
Maintenance and Other Operating Expenses						
Research, Exploration & Dev Exp.	50207020	69,356,000.00			69,356,000.00	

Allotment Class / Object of Expenditure  (1)	Code	Allotment Received  (2)	Obligations Incurred		Unobligated Balance of Allotment  (5) = (2) - (4)	REMARKS  (6)
			This Report  (3)	To Date  (4)		
<i>Total Maintenance and Other Operating Expenses</i>		69,356,000.00			69,356,000.00	
<i>Total Current Operating Expenditures</i>		69,356,000.00			69,356,000.00	
<b>TOTAL LOCALLY-FUNDED PROJECTS</b>		69,356,000.00			69,356,000.00	
<b>TOTAL PROGRAM B</b>		69,356,000.00			69,356,000.00	
<b>GRAND TOTAL</b>		4,138,492,142.62	241,039,555.12	1,907,362,662.91	2,231,129,479.71	

Certified Correct:

Submitted By:

  
**RENATO B. CHUA**  
 Chief, Legislative Budget Service

  
**ATTY. OSCAR G. YABES**  
 Senate Secretary

**STATEMENT OF ALLOTMENT, OBLIGATIONS AND BALANCES**

As of August 31, 2015

(Summary by Source)

DEPARTMENT

Agency: SENATE

Fund: General

Allotment Class / Object of Expenditure  (1)	Code	Allotment Received  (2)	Obligations Incurred		Unobligated Balance of Allotment  (5) = (2) - (4)	REMARKS  (6)
			This Report  (3)	To Date  (4)		
<b>PROGRAM A1 &amp; A2</b>						
<b>SECRETARIAT AND LEGISLATIVE PROPER SERVICES</b>						
<b>CURRENT OPERATING EXPENDITURES</b>						
<b>Personal Services</b>						
Salaries - Itemized Position	50101010	803,440,815.52	57,024,123.42	455,251,591.32	348,189,224.20	
Salaries & Wages - Unfilled Position	50101010-A	56,834,000.00			56,834,000.00	
Casual Wages	50101020-01	48,800,000.00	3,678,705.16	31,467,517.92	17,332,482.08	
Contractual Wages	50101020-02	12,900,000.00	1,022,504.00	8,217,130.00	4,682,870.00	
PERA	50102010	52,234,316.20	3,495,058.89	27,995,486.11	24,238,830.09	
Representation Allowance (RA)	50102020	12,906,000.00	993,250.00	8,140,750.00	4,765,250.00	
Transportation Allowance (TA)	50102030	12,906,000.00	880,250.00	7,236,750.00	5,669,250.00	
Clothing/Uniform Allowance	50102040	10,025,000.00	1,195,800.00	8,020,325.00	2,004,675.00	
Health Workers Benefits	50102060	600,000.00	43,050.00	135,700.00	464,300.00	
Productivity Incentive Benefits	50102080	5,800,000.00		5,173,380.00	626,620.00	
Honoraria	50102100	900,000.00	37,875.00	299,625.00	600,375.00	
Longevity Pay	50102120	52,500,000.00		25,730,079.66	26,769,920.34	
Overtime Services	50102130	24,000,000.00	1,817,304.85	15,157,205.23	8,842,794.77	
Year-End Bonus	50102140	62,800,000.00		29,408,802.00	33,391,198.00	
Cash Gift	50102150	9,900,000.00		4,287,500.00	5,612,500.00	
Other Bonuses and Allowances	50102990	83,569,000.00	113,500.00	26,744,450.00	56,824,550.00	
Provident Fund Contributions (SEF)	50103050	14,900,000.00	1,067,925.98	8,594,434.84	6,305,565.16	
Retirement Benefits - Civilians	50104020	5,347,000.00			5,347,000.00	
Terminal Leave	50104030	12,000,000.00	1,556,956.58	5,894,978.46	6,105,021.54	
Other Personnel Benefits	50104990	383,655,193.55	21,863,801.59	311,295,460.60	72,359,732.95	
<b>Total Personal Services</b>		<b>1,666,017,325.27</b>	<b>94,790,105.47</b>	<b>979,051,166.14</b>	<b>686,966,159.13</b>	

*v*

Allotment Class / Object of Expenditure  (1)	Code	Allotment Received  (2)	Obligations Incurred		Unobligated Balance of Allotment  (5) = (2) - (4)	REMARKS  (6)
			This Report  (3)	To Date  (4)		
<b>Personal Services</b>						
GSIS Contribution	50103010	98,515,000.00	7,187,732.47	57,942,234.84	40,572,765.16	
Pag-Ibig Contribution	50103020	2,630,000.00	171,200.00	1,380,250.00	1,249,750.00	
PhilHealth Contribution	50103030	7,700,000.00	462,212.50	3,746,717.23	3,953,282.77	
ECC Contribution	50103040	2,630,000.00	172,100.00	1,389,700.00	1,240,300.00	
<b>Total Personal Services</b>		<b>111,475,000.00</b>	<b>7,993,244.97</b>	<b>64,458,902.07</b>	<b>47,016,097.93</b>	
<b>Total Personal Services</b>		<b>1,777,492,325.27</b>	<b>102,783,350.44</b>	<b>1,043,510,068.21</b>	<b>733,982,257.06</b>	
<b>Maintenance and Other Operating Expenses</b>						
Travelling Expenses - Local	50201010	207,893,538.02	12,708,395.70	78,085,842.98	129,807,695.04	
Travelling Expenses - Foreign	50201020	27,486,134.00	376,987.01	7,451,025.71	20,035,108.29	
Training Expenses	50202010	3,553,671.09	356,167.34	1,433,207.59	2,120,463.50	
Office Supplies Expenses	50203010	27,318,506.94	93,897.60	4,860,883.09	22,457,623.85	
Accountable Forms Expenses	50203020	810,500.00	5,250.00	10,500.00	800,000.00	
Medical,Dental & Lab. Supplies Expenses	50203080	500,000.00	84,737.50	191,488.20	308,511.80	
Fuel, Oil & Lubricants Expenses	50203090	4,500,000.00	166,460.56	1,373,919.44	3,126,080.56	
Military, Police & Traffic Supplies Exp.	50203120	1,500,000.00		287,600.00	1,212,400.00	
Other Supplies Expenses	50203990	12,471,904.50	145,573.28	1,922,731.48	10,549,173.02	
Water Expenses	50204010	8,941,621.07	1,466,483.55	5,527,776.51	3,413,844.56	
Electricity Expenses	50204020	44,227,514.09	62,506.83	8,082,568.08	36,144,946.01	
Postage & Deliveries Expenses	50205010	564,692.53	15,347.00	278,769.10	285,923.43	
Telephone and Mobile Expense	50205020	28,986,280.21	1,131,479.59	6,017,656.14	22,968,624.07	
Internet Expenses	50205030	8,516,429.29	450,694.38	3,099,085.53	5,417,343.76	
Cable, Radio, Sattelite Expenses	50205040	1,529,700.00	69,350.00	157,440.00	1,372,260.00	
Extraordinary and Miscellaneous Expenses	50210030	329,049,668.60	20,287,526.13	159,596,308.35	169,453,360.25	
Legal Services	50211010	340,365.00	2,600.00	36,465.00	303,900.00	
Auditing Expenses	50211020	2,500,000.00	13,833.95	279,954.99	2,220,045.01	
Consultancy Services	50211030	193,987,132.16	12,222,442.74	90,650,660.32	103,336,471.84	
Environment/Sanitary Services	50212010	500,000.00		116,400.00	383,600.00	
Janitorial Services	50212020	31,500,000.00	2,614,280.63	17,053,037.34	14,446,962.66	
Security Services	50212030	4,500,000.00	315,452.16	2,208,165.12	2,291,834.88	
Other General Services	50212990	500,000.00			500,000.00	
Repair & Maint. - Office Bldgs.	50213040-01	1,500,000.00			1,500,000.00	
Repair & Maint. - Other Structure	50213040-99	500,000.00			500,000.00	
Repair & Maint. - Office Equip.	50213050-02	1,200,000.00		72,812.00	1,127,188.00	

*v*

Allotment Class / Object of Expenditure  (1)	Code	Allotment Received  (2)	Obligations Incurred		Unobligated Balance of Allotment  (5) = (2) - (4)	REMARKS  (6)
			This Report  (3)	To Date  (4)		
Repair & Maint. - IT Equipment	50213050-03	1,200,000.00		2,500.00	1,197,500.00	
Repair & Maint. - Communication Eqpt.	50213050-07	1,500,000.00		138,900.00	1,361,100.00	
Repair & Maint.-Fire Equipment	50213050-09	500,000.00			500,000.00	
Repair & Maint. - Medical, Dental, etc.	50213050-11	500,000.00			500,000.00	
Repair & Maint. - Motor Vehicle	50213060-01	2,500,000.00	36,300.00	331,887.48	2,168,112.52	
Repair & Maint. - Furn. & Fixtures	50213070	1,200,000.00			1,200,000.00	
Repair & Maint. - Other Property, etc.	50213990	3,500,000.00		896,210.00	2,603,790.00	
Taxes, Duties and Licenses	50215010	600,000.00		37,381.00	562,619.00	
Fidelity Bond Premium	50215020	600,000.00	2,227.50	115,485.00	484,515.00	
Insurance Premiums	50215030	2,300,000.00	23,379.02	727,352.08	1,572,647.92	
Advertisement Expenses	50299010	2,500,000.00	15,232.00	60,928.00	2,439,072.00	
Printing & Binding Expenses	50299020	3,582,100.00		805,622.50	2,776,477.50	
Representation Expenses	50299030	84,421,514.82	5,447,457.37	38,609,329.06	45,812,185.76	
Transportation & Delivery Expenses	50299040	500,000.00			500,000.00	
Rent Expenses	50299050	194,166,630.76	7,042,706.06	123,594,624.65	70,572,006.11	
Membership Dues & Contribution to Orgns	50299060	1,947,000.00		892,024.18	1,054,975.82	
Subscription Expenses	50299070	13,052,007.34	324,235.46	4,180,566.26	8,871,441.08	
Other Maintenance and Other Operating Ex	50299990	470,688,764.31	37,981,132.74	266,442,669.88	204,246,094.43	
<b>Total Maintenance and Other Operating Expenses</b>		<b>1,730,135,674.73</b>	<b>103,462,136.10</b>	<b>825,629,777.06</b>	<b>904,505,897.67</b>	
<b>Capital Outlays</b>						
Office Buildings	10604010	100,000.00			100,000.00	
Other Structure	10604990	100,000.00			100,000.00	
Office Equipment	10605020	6,291,000.00		418,505.52	5,872,494.48	
IT Equipment	10605030	9,045,000.00	20,685.56	575,672.80	8,469,327.20	
Communication Equipment	10605070	1,100,000.00		7,009.12	1,092,990.88	
Firefighting Equipment & Accessories	10605090-01	1,100,000.00			1,100,000.00	
Military, Police & Security Equipment	10605100	1,200,000.00	16,688.88	50,688.88	1,149,311.12	
Medical, Dental & Laboratory Equipment	10605110	500,000.00		3,400.00	496,600.00	
Printing Equipment	10605120	800,000.00			800,000.00	
Sports Equipment	10605130	800,000.00			800,000.00	
Motor Vehicles	10606010	4,800,000.00			4,800,000.00	
Furniture & Fixture Equipment	10607010	1,568,000.00		126,000.00	1,442,000.00	
Library Books	10607020	1,200,000.00		106,484.39	1,093,515.61	



Allotment Class / Object of Expenditure  (1)	Code	Allotment Received  (2)	Obligations Incurred		Unobligated Balance of Allotment  (5) = (2) - (4)	REMARKS  (6)
			This Report  (3)	To Date  (4)		
Other Property, etc.	10699990	5,642,000.00	230,117.60	633,321.48	5,008,678.52	
Computer Software	10801020	1,000,000.00		318,096.00	681,904.00	
<b>Total Capital Outlays</b>		<b>35,246,000.00</b>	<b>267,492.04</b>	<b>2,239,178.19</b>	<b>33,006,821.81</b>	
<b>Total Current Operating Expenditures</b>		<b>3,542,874,000.00</b>	<b>206,512,978.58</b>	<b>1,871,379,023.46</b>	<b>1,671,494,976.54</b>	
<b>TOTAL CURRENT OPERATING EXPENDITURES</b>		<b>3,542,874,000.00</b>	<b>206,512,978.58</b>	<b>1,871,379,023.46</b>	<b>1,671,494,976.54</b>	
<b>SPECIAL PURPOSE FUNDS</b>						
<b>MISCELLANEOUS PERSONNEL BENEFITS FUNDS</b>						
<b>Personal Services</b>						
Other Bonuses and Allowances	50102990	68,476,112.00	508,501.00	58,825,280.00	9,650,832.00	
<b>Total Personal Services</b>		<b>68,476,112.00</b>	<b>508,501.00</b>	<b>58,825,280.00</b>	<b>9,650,832.00</b>	
<b>Total Miscellaneous Personnel Benefits Funds</b>		<b>68,476,112.00</b>	<b>508,501.00</b>	<b>58,825,280.00</b>	<b>9,650,832.00</b>	
<b>Total Special Purpose Funds</b>		<b>68,476,112.00</b>	<b>508,501.00</b>	<b>58,825,280.00</b>	<b>9,650,832.00</b>	
<b>TOTAL SPECIAL PURPOSE FUNDS</b>		<b>68,476,112.00</b>	<b>508,501.00</b>	<b>58,825,280.00</b>	<b>9,650,832.00</b>	
<b>CONTINUING APPROPRIATIONS</b>						
<b>REGULAR</b>						
<b>Maintenance and Other Operating Expenses</b>						
Travelling Expenses - Local	50201010	48,390,918.39	-172,601.05	23,600,298.81	24,790,619.58	
Travelling Expenses - Foreign	50201020	7,175,105.48		580,034.01	6,595,071.47	
Training Expenses	50202010	30,886.91		30,886.91		
IT Supplies Expenses	50203010	8,994,672.02	79,063.35	661,759.38	8,332,912.64	
Accountable Forms Expenses	50203020	2,000.00			2,000.00	
Other Supplies Expenses	50203990	2,652,268.41	-52,768.43	21,729.18	2,630,539.23	
Water Expenses	50204010	134,324.58	-1,922.45	1,077.55	133,247.03	
Electricity Expenses	50204020	13,591,954.16	3,367,046.79	10,757,260.19	2,834,693.97	
Postage & Deliveries Expenses	50205010	260,448.47	2,876.00	13,324.47	247,124.00	
Telephone and Mobile Expense	50205020	10,179,017.38	159,813.59	728,860.91	9,450,156.47	
Internet Expenses	50205030	2,259,381.69	62,560.00	405,158.53	1,854,223.16	
Cable, Radio, Sattelite Expenses	50205040	20,000.00	2,000.00	6,000.00	14,000.00	
Extraordinary and Miscellaneous Expenses	50210030	3,710,954.24		243,200.00	3,467,754.24	
Legal Services	50211010	11,000.00	-3,200.00	2,800.00	8,200.00	
Consultancy Services	50211030	124,073,186.40	4,487,731.46	41,469,959.99	82,603,226.41	

Allotment Class / Object of Expenditure  (1)	Code	Allotment Received  (2)	Obligations Incurred		Unobligated Balance of Allotment  (5) = (2) - (4)	REMARKS  (6)
			This Report  (3)	To Date  (4)		
Repair & Maint. - Motor Vehicle	50213060-01	300,000.00	-13,390.00	16,610.00	283,390.00	
Advertisement Expenses	50299010	30,000.00			30,000.00	
Representation Expenses	50299030	26,163,671.19	979,678.32	3,561,638.34	22,602,032.85	
Rent Expenses	50299050	8,831,496.40	734,450.05	2,774,749.30	6,056,747.10	
Subscription Expenses	50299070	3,727,086.82	30,819.00	781,473.00	2,945,613.82	
Other Maintenance and Other Operating Ex	50299990	93,323,711.99	534,781.51	25,872,950.55	67,450,761.44	
<b>Total Maintenance and Other Operating Expenses</b>		<b>353,862,084.53</b>	<b>10,196,938.14</b>	<b>111,529,771.12</b>	<b>242,332,313.41</b>	
<b>Capital Outlays</b>						
Office Equipment	10605020	4,907,348.51	238,410.00	606,203.00	4,301,145.51	
IT Equipment	10605030	6,394,120.36	117,170.00	568,284.60	5,825,835.76	
Communication Equipment	10605070	854,747.38		3,533.92	851,213.46	
Military, Police & Security Equipment	10605100	448,537.00			448,537.00	
Medical, Dental & Laboratory Equipment	10605110	500,000.00			500,000.00	
Printing Equipment	10605120	215,000.00		10,398.96	204,601.04	
Sports Equipment	10605130	172,200.00			172,200.00	
Motor Vehicles	10606010	1,000,000.00			1,000,000.00	
Furniture & Fixture Equipment	10607010	4,518,425.33	32,868.60	279,368.60	4,239,056.73	
Library Books	10607020	300,817.68			300,817.68	
Other Property, etc.	10699990	82,324,279.83	293,232.13	80,020,787.78	2,303,492.05	
Computer Software	10801020	2,288,470.00		2,040,109.92	248,360.08	
<b>Total Capital Outlays</b>		<b>103,923,946.09</b>	<b>681,680.73</b>	<b>83,528,686.78</b>	<b>20,395,259.31</b>	
<b>Total Continuing Appropriations Regular</b>		<b>457,786,030.62</b>	<b>10,878,618.87</b>	<b>195,058,457.90</b>	<b>262,727,572.72</b>	
<b>TOTAL CONTINUING APPROPRIATIONS</b>		<b>457,786,030.62</b>	<b>10,878,618.87</b>	<b>195,058,457.90</b>	<b>262,727,572.72</b>	
<b>TOTAL PROPER AND SECRETARIAT</b>		<b>4,069,136,142.62</b>	<b>217,900,098.45</b>	<b>2,125,262,761.36</b>	<b>1,943,873,381.26</b>	
<b>PROGRAM B - LOCALLY FUNDED PROJECTS</b>						
Technical, Studies on the Economy, Taxation, Energy, Environment, Banking, Agriculture, Transportation						
<b>CURRENT OPERATING EXPENDITURES</b>						
Maintenance and Other Operating Expenses						
Research, Exploration & Dev Exp.	50207020	69,356,000.00			69,356,000.00	

*d*

Allotment Class / Object of Expenditure  (1)	Code	Allotment Received  (2)	Obligations Incurred		Unobligated Balance of Allotment  (5) = (2) - (4)	REMARKS  (6)
			This Report  (3)	To Date  (4)		
<i>Total Maintenance and Other Operating Expenses</i>		69,356,000.00			69,356,000.00	
<i>Total Current Operating Expenditures</i>		69,356,000.00			69,356,000.00	
<b>TOTAL LOCALLY-FUNDED PROJECTS</b>		69,356,000.00			69,356,000.00	
<b>TOTAL PROGRAM B</b>		69,356,000.00			69,356,000.00	
<b>GRAND TOTAL</b>		4,138,492,142.62	217,900,098.45	2,125,262,761.36	2,013,229,381.26	

Certified Correct:

Submitted By:

  
**RENATO B. CHUA**  
 Chief, Legislative Budget Service  
 23

  
**ATTY. OSCAR G. YABES**  
 Senate Secretary  
 mw

**STATEMENT OF ALLOTMENT, OBLIGATIONS AND BALANCES**

As of September 30, 2015

(Summary by Source)

DEPARTMENT

Agency: SENATE

Fund: General

(1) Allotment Class / Object of Expenditure	Code	(2) Allotment Received	(4) Obligations Incurred		(5) = (2) - (4) Unobligated Balance of Allotment	(6) REMARKS
			(3) This Report	To Date		
<b>PROGRAM A1 &amp; A2</b>						
<b>SECRETARIAT AND LEGISLATIVE PROPER SERVICES</b>						
<b>CURRENT OPERATING EXPENDITURES</b>						
<b>Personal Services</b>						
Salaries - Itemized Position	50101010	797,943,079.52	57,234,931.39	512,486,522.71	285,456,556.81	
Salaries & Wages - Unfilled Position	50101010-A	56,834,000.00			56,834,000.00	
Casual Wages	50101020-01	48,800,000.00	3,784,889.39	35,252,407.31	13,547,592.69	
Contractual Wages	50101020-02	12,900,000.00	1,022,504.00	9,239,634.00	3,660,366.00	
PERA	50102010	52,011,816.20	3,520,115.34	31,515,601.45	20,496,214.75	
Representation Allowance (RA)	50102020	12,912,000.00	1,022,500.00	9,163,250.00	3,748,750.00	
Transportation Allowance (TA)	50102030	12,912,000.00	909,500.00	8,146,250.00	4,765,750.00	
Clothing/Uniform Allowance	50102040	10,025,000.00	10,000.00	8,030,325.00	1,994,675.00	
Health Workers Benefits	50102060	600,000.00	18,400.00	154,100.00	445,900.00	
Productivity Incentive Benefits	50102080	5,800,000.00		5,173,380.00	626,620.00	
Honoraria	50102100	900,000.00	28,500.00	328,125.00	571,875.00	
Longevity Pay	50102120	52,500,000.00	26,878.00	25,756,957.66	26,743,042.34	
Overtime Services	50102130	24,000,000.00	1,616,240.05	16,773,445.28	7,226,554.72	
Year-End Bonus	50102140	62,800,000.00		29,408,802.00	33,391,198.00	
Cash Gift	50102150	9,900,000.00		4,287,500.00	5,612,500.00	
Other Bonuses and Allowances	50102990	83,569,000.00	136,000.00	26,880,450.00	56,688,550.00	
Provident Fund Contributions (SEF)	50103050	14,900,000.00	1,083,249.20	9,677,684.04	5,222,315.96	
Retirement Benefits - Civilians	50104020	5,347,000.00			5,347,000.00	
Terminal Leave	50104030	12,000,000.00	1,075,032.28	6,970,010.74	5,029,989.26	
Other Personnel Benefits	50104990	383,609,193.55	28,777,163.79	340,072,624.39	43,536,569.16	
<b>Total Personal Services</b>		<b>1,660,263,089.27</b>	<b>100,265,903.44</b>	<b>1,079,317,069.58</b>	<b>580,946,019.69</b>	

Allotment Class / Object of Expenditure  (1)	Code	Allotment Received  (2)	Obligations Incurred		Unobligated Balance of Allotment  (5) = (2) - (4)	REMARKS  (6)
			This Report  (3)	To Date  (4)		
<b>Personal Services</b>						
GSIS Contribution	50103010	98,515,000.00	7,366,953.87	65,309,188.71	33,205,811.29	
Pag-Ibig Contribution	50103020	2,630,000.00	179,200.00	1,559,450.00	1,070,550.00	
PhilHealth Contribution	50103030	7,700,000.00	474,037.50	4,220,754.73	3,479,245.27	
ECC Contribution	50103040	2,630,000.00	178,000.00	1,567,700.00	1,062,300.00	
<b>Total Personal Services</b>		<b>111,475,000.00</b>	<b>8,198,191.37</b>	<b>72,657,093.44</b>	<b>38,817,906.56</b>	
<b>Total Personal Services</b>		<b>1,771,738,089.27</b>	<b>108,464,094.81</b>	<b>1,151,974,163.02</b>	<b>619,763,926.25</b>	
<b>Maintenance and Other Operating Expenses</b>						
Travelling Expenses - Local	50201010	203,745,088.83	11,718,270.70	89,804,113.68	113,940,975.15	
Travelling Expenses - Foreign	50201020	28,592,634.00	640,463.10	8,091,488.81	20,501,145.19	
Training Expenses	50202010	3,597,295.39	50,292.40	1,483,499.99	2,113,795.40	
Office Supplies Expenses	50203010	26,610,817.68	2,347,881.01	7,208,764.10	19,402,053.58	
Accountable Forms Expenses	50203020	811,220.00	463,220.00	473,720.00	337,500.00	
Medical, Dental & Lab. Supplies Expenses	50203080	500,000.00	35,305.25	226,793.45	273,206.55	
Fuel, Oil & Lubricants Expenses	50203090	4,500,000.00	145,278.98	1,519,198.42	2,980,801.58	
Military, Police & Traffic Supplies Exp.	50203120	1,500,000.00		287,600.00	1,212,400.00	
Other Supplies Expenses	50203990	12,019,968.75	417,304.63	2,340,036.11	9,679,932.64	
Water Expenses	50204010	8,875,849.62	7,652.76	5,535,429.27	3,340,420.35	
Electricity Expenses	50204020	43,965,692.06	1,697,578.90	9,780,146.98	34,185,545.08	
Postage & Deliveries Expenses	50205010	573,802.53	9,110.00	287,879.10	285,923.43	
Telephone and Mobile Expense	50205020	27,953,304.15	781,242.39	6,798,898.53	21,154,405.62	
Internet Expenses	50205030	8,333,579.26	464,460.37	3,563,545.90	4,770,033.36	
Cable, Radio, Sattelite Expenses	50205040	1,539,486.02	9,786.02	167,226.02	1,372,260.00	
Extraordinary and Miscellaneous Expenses	50210030	329,381,534.41	20,723,169.77	180,319,478.12	149,062,056.29	
Legal Services	50211010	344,115.00	3,750.00	40,215.00	303,900.00	
Auditing Expenses	50211020	2,500,000.00	484,040.65	763,995.64	1,736,004.36	
Consultancy Services	50211030	199,456,368.90	14,154,404.82	104,805,065.14	94,651,303.76	
Environment/Sanitary Services	50212010	500,000.00		116,400.00	383,600.00	
Janitorial Services	50212020	31,500,000.00	2,846,294.41	19,899,331.75	11,600,668.25	
Security Services	50212030	4,500,000.00	315,452.16	2,523,617.28	1,976,382.72	
Other General Services	50212990	500,000.00			500,000.00	
Repair & Maint. - Office Bldgs.	50213040-01	1,500,000.00			1,500,000.00	
Repair & Maint. - Other Structure	50213040-99	500,000.00			500,000.00	
Repair & Maint. - Office Equip.	50213050-02	1,200,000.00		72,812.00	1,127,188.00	

Allotment Class / Object of Expenditure  (1)	Code	Allotment Received  (2)	Obligations Incurred		Unobligated Balance of Allotment  (5) = (2) - (4)	REMARKS  (6)
			This Report  (3)	To Date  (4)		
Repair & Maint. - IT Equipment	50213050-03	1,200,000.00		2,500.00	1,197,500.00	
Repair & Maint. - Communication Eqpt.	50213050-07	1,500,000.00		138,900.00	1,361,100.00	
Repair & Maint.-Fire Equipment	50213050-09	500,000.00			500,000.00	
Repair & Maint. - Medical, Dental, etc.	50213050-11	500,000.00			500,000.00	
Repair & Maint. - Motor Vehicle	50213060-01	2,504,410.00	106,014.19	437,901.67	2,066,508.33	
Repair & Maint. - Furn. & Fixtures	50213070	1,200,000.00			1,200,000.00	
Repair & Maint. - Other Property, etc.	50213990	3,500,000.00	19,000.00	915,210.00	2,584,790.00	
Taxes, Duties and Licenses	50215010	600,000.00		37,381.00	562,619.00	
Fidelity Bond Premium	50215020	600,000.00		115,485.00	484,515.00	
Insurance Premiums	50215030	2,300,000.00	42,277.86	769,629.94	1,530,370.06	
Advertisement Expenses	50299010	2,500,000.00		60,928.00	2,439,072.00	
Printing & Binding Expenses	50299020	3,732,100.00	7,094.50	812,717.00	2,919,383.00	
Representation Expenses	50299030	85,230,192.59	5,665,233.18	44,274,562.24	40,955,630.35	
Transportation & Delivery Expenses	50299040	500,000.00			500,000.00	
Rent Expenses	50299050	190,348,108.07	38,102,135.02	161,696,759.67	28,651,348.40	
Membership Dues & Contribution to Orgns	50299060	1,947,000.00	-131,689.36	760,334.82	1,186,665.18	
Subscription Expenses	50299070	12,140,270.72	-17,598.62	4,162,967.64	7,977,303.08	
Other Maintenance and Other Operating Ex	50299990	480,087,072.75	38,745,683.40	305,188,353.28	174,898,719.47	
<b>Total Maintenance and Other Operating Expenses</b>		<b>1,735,889,910.73</b>	<b>139,853,108.49</b>	<b>965,482,885.55</b>	<b>770,407,025.18</b>	
<b>Capital Outlays</b>						
Office Buildings	10604010	100,000.00			100,000.00	
Other Structure	10604990	100,000.00			100,000.00	
Office Equipment	10605020	6,249,250.00	2,073.76	420,579.28	5,828,670.72	
IT Equipment	10605030	8,925,380.58	35,935.92	611,608.72	8,313,771.86	
Communication Equipment	10605070	1,144,619.42	68,297.42	75,306.54	1,069,312.88	
Firefighting Equipment & Accessories	10605090-01	1,100,000.00			1,100,000.00	
Military, Police & Security Equipment	10605100	1,200,000.00		50,688.88	1,149,311.12	
Medical, Dental & Laboratory Equipment	10605110	500,000.00		3,400.00	496,600.00	
Printing Equipment	10605120	800,000.00			800,000.00	
Sports Equipment	10605130	800,000.00			800,000.00	
Motor Vehicles	10606010	4,800,000.00			4,800,000.00	
Furniture & Fixture Equipment	10607010	1,568,000.00	24,920.00	150,920.00	1,417,080.00	
Library Books	10607020	1,200,000.00		106,484.39	1,093,515.61	

Allotment Class / Object of Expenditure  (1)	Code	Allotment Received  (2)	Obligations Incurred		Unobligated Balance of Allotment  (5) = (2) - (4)	REMARKS  (6)
			This Report  (3)	To Date  (4)		
Other Property, etc.	10699990	5,758,750.00	2,051,872.20	2,685,193.68	3,073,556.32	
Computer Software	10801020	1,000,000.00		318,096.00	681,904.00	
<b>Total Capital Outlays</b>		<b>35,246,000.00</b>	<b>2,183,099.30</b>	<b>4,422,277.49</b>	<b>30,823,722.51</b>	
<b>Total Current Operating Expenditures</b>		<b>3,542,874,000.00</b>	<b>250,500,302.60</b>	<b>2,121,879,326.06</b>	<b>1,420,994,673.94</b>	
<b>TOTAL CURRENT OPERATING EXPENDITURES</b>		<b>3,542,874,000.00</b>	<b>250,500,302.60</b>	<b>2,121,879,326.06</b>	<b>1,420,994,673.94</b>	
<b>SPECIAL PURPOSE FUNDS</b>						
<b>MISCELLANEOUS PERSONNEL BENEFITS FUNDS</b>						
<b>Personal Services</b>						
Other Bonuses and Allowances	50102990	68,476,112.00	145,381.00	58,970,661.00	9,505,451.00	
<b>Total Personal Services</b>		<b>68,476,112.00</b>	<b>145,381.00</b>	<b>58,970,661.00</b>	<b>9,505,451.00</b>	
<b>Total Miscellaneous Personnel Benefits Funds</b>		<b>68,476,112.00</b>	<b>145,381.00</b>	<b>58,970,661.00</b>	<b>9,505,451.00</b>	
<b>Total Special Purpose Funds</b>		<b>68,476,112.00</b>	<b>145,381.00</b>	<b>58,970,661.00</b>	<b>9,505,451.00</b>	
<b>TOTAL SPECIAL PURPOSE FUNDS</b>		<b>68,476,112.00</b>	<b>145,381.00</b>	<b>58,970,661.00</b>	<b>9,505,451.00</b>	
<b>CONTINUING APPROPRIATIONS</b>						
<b>REGULAR</b>						
<b>Maintenance and Other Operating Expenses</b>						
Travelling Expenses - Local	50201010	48,390,918.39	594,921.37	24,195,220.18	24,195,698.21	
Travelling Expenses - Foreign	50201020	7,175,105.48		580,034.01	6,595,071.47	
Training Expenses	50202010	30,886.91		30,886.91		
Office Supplies Expenses	50203010	8,994,672.02	294,772.43	956,531.81	8,038,140.21	
Accountable Forms Expenses	50203020	2,000.00			2,000.00	
Other Supplies Expenses	50203990	2,652,268.41	26,382.72	48,111.90	2,604,156.51	
Water Expenses	50204010	134,324.58	1,362.03	2,439.58	131,885.00	
Electricity Expenses	50204020	13,591,954.16	17,530.73	10,774,790.92	2,817,163.24	
Postage & Deliveries Expenses	50205010	260,448.47	5,000.00	18,324.47	242,124.00	
Telephone and Mobile Expense	50205020	10,179,017.38	132,810.84	861,671.75	9,317,345.63	
Internet Expenses	50205030	2,259,381.69	87,200.00	492,358.53	1,767,023.16	
Cable, Radio, Sattelite Expenses	50205040	20,000.00		6,000.00	14,000.00	
Extraordinary and Miscellaneous Expenses	50210030	3,710,954.24		243,200.00	3,467,754.24	
Legal Services	50211010	11,000.00		2,800.00	8,200.00	
Consultancy Services	50211030	124,073,186.40	9,477,351.36	50,947,311.35	73,125,875.05	

*N*

Allotment Class / Object of Expenditure  (1)	Code	Allotment Received  (2)	Obligations Incurred		Unobligated Balance of Allotment  (5) = (2) - (4)	REMARKS  (6)
			This Report  (3)	To Date  (4)		
Repair & Maint. - Motor Vehicle	50213060-01	300,000.00		16,610.00	283,390.00	
Advertisement Expenses	50299010	30,000.00			30,000.00	
Representation Expenses	50299030	26,163,671.19	581,568.28	4,143,206.62	22,020,464.57	
Rent Expenses	50299050	8,831,496.40	504,141.69	3,278,890.99	5,552,605.41	
Subscription Expenses	50299070	3,727,086.82	211,300.00	992,773.00	2,734,313.82	
Other Maintenance and Other Operating Ex	50299990	93,323,711.99	863,604.89	26,736,555.44	66,587,156.55	
<b>Total Maintenance and Other Operating Expenses</b>		<b>353,862,084.53</b>	<b>12,797,946.34</b>	<b>124,327,717.46</b>	<b>229,534,367.07</b>	
<b>Capital Outlays</b>						
Office Equipment	10605020	4,907,348.51	112,500.00	718,703.00	4,188,645.51	
IT Equipment	10605030	6,394,120.36	685,053.00	1,253,337.60	5,140,782.76	
Communication Equipment	10605070	854,747.38	3,502.72	7,036.64	847,710.74	
Military, Police & Security Equipment	10605100	448,537.00			448,537.00	
Medical, Dental & Laboratory Equipment	10605110	500,000.00			500,000.00	
Printing Equipment	10605120	215,000.00		10,398.96	204,601.04	
Sports Equipment	10605130	172,200.00			172,200.00	
Motor Vehicles	10606010	1,000,000.00			1,000,000.00	
Furniture & Fixture Equipment	10607010	4,518,425.33		279,368.60	4,239,056.73	
Library Books	10607020	300,817.68			300,817.68	
Other Property, etc.	10699990	82,324,279.83	2,199,149.80	82,219,937.58	104,342.25	
Computer Software	10801020	2,288,470.00		2,040,109.92	248,360.08	
<b>Total Capital Outlays</b>		<b>103,923,946.09</b>	<b>3,000,205.52</b>	<b>86,528,892.30</b>	<b>17,395,053.79</b>	
<b>Total Continuing Appropriations Regular</b>		<b>457,786,030.62</b>	<b>15,798,151.86</b>	<b>210,856,609.76</b>	<b>246,929,420.86</b>	
<b>TOTAL CONTINUING APPROPRIATIONS</b>		<b>457,786,030.62</b>	<b>15,798,151.86</b>	<b>210,856,609.76</b>	<b>246,929,420.86</b>	
<b>TOTAL PROPER AND SECRETARIAT</b>		<b>4,069,136,142.62</b>	<b>266,443,835.46</b>	<b>2,391,706,596.82</b>	<b>1,677,429,545.80</b>	
<b>PROGRAM B - LOCALLY FUNDED PROJECTS</b>						
Technical, Studies on the Economy, Taxation, Energy, Environment, Banking, Agriculture, Transportation						
<b>CURRENT OPERATING EXPENDITURES</b>						
Maintenance and Other Operating Expenses						
Research, Exploration & Dev Exp.	50207020	69,356,000.00			69,356,000.00	



Allotment Class / Object of Expenditure  (1)	Code	Allotment Received  (2)	Obligations Incurred		Unobligated Balance of Allotment  (5) = (2) - (4)	REMARKS  (6)
			This Report  (3)	To Date  (4)		
<i>Total Maintenance and Other Operating Expenses</i>		69,356,000.00			69,356,000.00	
<i>Total Current Operating Expenditures</i>		69,356,000.00			69,356,000.00	
<b>TOTAL LOCALLY-FUNDED PROJECTS</b>		69,356,000.00			69,356,000.00	
<b>TOTAL PROGRAM B</b>		69,356,000.00			69,356,000.00	
<b>GRAND TOTAL</b>		4,138,492,142.62	266,443,835.46	2,391,706,596.82	1,746,785,545.80	

Certified Correct:

  
**RENATO B. CHUA**  
 Chief, Legislative Budget Service

Submitted By:

  
**ATTY. OSCAR G. YABES**  
 Senate Secretary

## STATEMENT OF ALLOTMENT, OBLIGATIONS AND BALANCES

As of October 31, 2015

(Summary by Source)

DEPARTMENT

Agency: SENATE

Fund: General

Allotment Class / Object of Expenditure  (1)	Code	Allotment Received  (2)	Obligations Incurred		Unobligated Balance of Allotment  (5) = (2) - (4)	REMARKS  (6)
			This Report  (3)	To Date  (4)		
<b>PROGRAM A1 &amp; A2</b>						
<b>SECRETARIAT AND LEGISLATIVE PROPER SERVICES</b>						
<b>CURRENT OPERATING EXPENDITURES</b>						
<b>Personal Services</b>						
Salaries - Itemized Position	50101010	791,307,299.54	56,468,441.53	568,954,964.24	222,352,335.30	
Salaries & Wages - Unfilled Position	50101010-A	56,834,000.00			56,834,000.00	
Casual Wages	50101020-01	48,800,000.00	3,781,529.99	39,033,937.30	9,766,062.70	
Contractual Wages	50101020-02	12,900,000.00	999,472.00	10,239,106.00	2,660,894.00	
PERA	50102010	51,679,316.20	3,474,591.95	34,990,193.40	16,689,122.80	
Representation Allowance (RA)	50102020	12,918,000.00	1,011,500.00	10,174,750.00	2,743,250.00	
Transportation Allowance (TA)	50102030	12,918,000.00	898,500.00	9,044,750.00	3,873,250.00	
Clothing/Uniform Allowance	50102040	10,025,000.00	-15,000.00	8,015,325.00	2,009,675.00	
Health Workers Benefits	50102060	600,000.00	20,300.00	174,400.00	425,600.00	
Productivity Incentive Benefits	50102080	5,800,000.00		5,173,380.00	626,620.00	
Honoraria	50102100	900,000.00	74,500.00	402,625.00	497,375.00	
Longevity Pay	50102120	53,150,000.00	25,080,628.41	50,837,586.07	2,312,413.93	
Overtime Services	50102130	24,000,000.00	1,891,634.15	18,665,079.43	5,334,920.57	
Year-End Bonus	50102140	62,800,000.00		29,408,802.00	33,391,198.00	
Cash Gift	50102150	9,900,000.00		4,287,500.00	5,612,500.00	
Other Bonuses and Allowances	50102990	103,388,000.00	20,977,200.00	47,857,650.00	55,530,350.00	
Provident Fund Contributions (SEF)	50103050	14,900,000.00	1,076,887.46	10,754,571.50	4,145,428.50	
Retirement Benefits - Civilians	50104020	5,347,000.00			5,347,000.00	
Terminal Leave	50104030	12,000,000.00	1,134,657.32	8,104,668.06	3,895,331.94	
Other Personnel Benefits	50104990	375,993,193.55	1,012,956.05	341,085,580.44	34,907,613.11	
<b>Total Personal Services</b>		<b>1,666,159,809.29</b>	<b>117,887,798.86</b>	<b>1,197,204,868.44</b>	<b>468,954,940.85</b>	

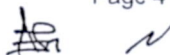
Allotment Class / Object of Expenditure  (1)	Code	Allotment Received  (2)	Obligations Incurred		Unobligated Balance of Allotment  (5) = (2) - (4)	REMARKS  (6)
			This Report  (3)	To Date  (4)		
<b>Personal Services</b>						
GSIS Contribution	50103010	98,515,000.00	7,245,640.12	72,554,828.83	25,960,171.17	
Pag-Ibig Contribution	50103020	2,630,000.00	171,500.00	1,730,950.00	899,050.00	
PhilHealth Contribution	50103030	7,700,000.00	466,350.00	4,687,104.73	3,012,895.27	
ECC Contribution	50103040	2,630,000.00	174,400.00	1,742,100.00	887,900.00	
<b>Total Personal Services</b>		<b>111,475,000.00</b>	<b>8,057,890.12</b>	<b>80,714,983.56</b>	<b>30,760,016.44</b>	
<b>Total Personal Services</b>		<b>1,777,634,809.29</b>	<b>125,945,688.98</b>	<b>1,277,919,852.00</b>	<b>499,714,957.29</b>	
<b>Maintenance and Other Operating Expenses</b>						
Travelling Expenses - Local	50201010	191,661,131.78	11,851,708.53	101,655,822.21	90,005,309.57	
Travelling Expenses - Foreign	50201020	32,192,634.00	5,083,486.36	13,174,975.17	19,017,658.83	
Training Expenses	50202010	3,628,582.59	115,773.16	1,599,273.15	2,029,309.44	
Office Supplies Expenses	50203010	26,859,740.22	1,826,001.67	9,034,765.77	17,824,974.45	
Accountable Forms Expenses	50203020	811,220.00		473,720.00	337,500.00	
Medical, Dental & Lab. Supplies Expenses	50203080	500,000.00	34,992.50	261,785.95	238,214.05	
Fuel, Oil & Lubricants Expenses	50203090	4,500,000.00	138,720.10	1,657,918.52	2,842,081.48	
Military, Police & Traffic Supplies Exp.	50203120	1,500,000.00	-29,800.00	257,800.00	1,242,200.00	
Other Supplies Expenses	50203990	11,035,419.75	901,167.71	3,241,203.82	7,794,215.93	
Water Expenses	50204010	8,799,853.86	946,769.13	6,482,198.40	2,317,655.46	
Electricity Expenses	50204020	43,569,698.33	1,185,237.11	10,965,384.09	32,604,314.24	
Postage & Deliveries Expenses	50205010	579,803.53	6,001.00	293,880.10	285,923.43	
Telephone and Mobile Expense	50205020	26,850,688.65	501,166.40	7,300,064.93	19,550,623.72	
Internet Expenses	50205030	8,283,450.96	396,156.93	3,959,702.83	4,323,748.13	
Cable, Radio, Sattelite Expenses	50205040	1,570,226.02	29,000.00	196,226.02	1,374,000.00	
Extraordinary and Miscellaneous Expenses	50210030	332,052,119.01	21,336,768.78	201,656,246.90	130,395,872.11	
Legal Services	50211010	351,715.00	7,600.00	47,815.00	303,900.00	
Auditing Expenses	50211020	2,500,000.00	14,122.12	778,117.76	1,721,882.24	
Consultancy Services	50211030	199,941,738.02	8,861,743.68	113,666,808.82	86,274,929.20	
Environment/Sanitary Services	50212010	500,000.00		116,400.00	383,600.00	
Janitorial Services	50212020	31,500,000.00	2,533,878.72	22,433,210.47	9,066,789.53	
Security Services	50212030	4,500,000.00	377,840.18	2,901,457.46	1,598,542.54	
Other General Services	50212990	500,000.00			500,000.00	
Repair & Maint. - Office Bldgs.	50213040-01	1,500,000.00			1,500,000.00	
Repair & Maint. - Other Structure	50213040-99	500,000.00			500,000.00	
Repair & Maint. - Office Equip.	50213050-02	1,200,000.00		72,812.00	1,127,188.00	

*AD*  
*n*

Allotment Class / Object of Expenditure  (1)	Code	Allotment Received  (2)	Obligations Incurred		Unobligated Balance of Allotment  (5) = (2) - (4)	REMARKS  (6)
			This Report  (3)	To Date  (4)		
Repair & Maint. - IT Equipment	50213050-03	1,200,000.00	6,000.00	8,500.00	1,191,500.00	
Repair & Maint. - Communication Eqpt.	50213050-07	1,500,000.00		138,900.00	1,361,100.00	
Repair & Maint.-Fire Equipment	50213050-09	500,000.00			500,000.00	
Repair & Maint. - Medical, Dental, etc.	50213050-11	500,000.00			500,000.00	
Repair & Maint. - Motor Vehicle	50213060-01	2,504,410.00		437,901.67	2,066,508.33	
Repair & Maint. - Furn. & Fixtures	50213070	1,200,000.00			1,200,000.00	
Repair & Maint. - Other Property, etc.	50213990	3,500,000.00	-325.00	914,885.00	2,585,115.00	
Taxes, Duties and Licenses	50215010	600,000.00		37,381.00	562,619.00	
Fidelity Bond Premium	50215020	600,000.00	24,003.75	139,488.75	460,511.25	
Insurance Premiums	50215030	2,300,000.00	33,018.26	802,648.20	1,497,351.80	
Advertisement Expenses	50299010	2,500,000.00	15,232.00	76,160.00	2,423,840.00	
Printing & Binding Expenses	50299020	3,732,100.00	421,200.00	1,233,917.00	2,498,183.00	
Representation Expenses	50299030	86,702,550.13	6,339,441.36	50,614,003.60	36,088,546.53	
Transportation & Delivery Expenses	50299040	500,000.00			500,000.00	
Rent Expenses	50299050	185,066,522.68	859,051.42	162,555,811.09	22,510,711.59	
Membership Dues & Contribution to Orgns	50299060	1,947,000.00		760,334.82	1,186,665.18	
Subscription Expenses	50299070	11,598,868.21	359,659.49	4,522,627.13	7,076,241.08	
Other Maintenance and Other Operating Ex	50299990	486,137,717.97	42,282,363.05	347,470,716.33	138,667,001.64	
<b>Total Maintenance and Other Operating Expenses</b>		<b>1,729,977,190.71</b>	<b>106,457,978.41</b>	<b>1,071,940,863.96</b>	<b>658,036,326.75</b>	
<b>Capital Outlays</b>						
Office Buildings	10604010	100,000.00			100,000.00	
Other Structure	10604990	100,000.00			100,000.00	
Office Equipment	10605020	6,149,250.00	36,991.20	457,570.48	5,691,679.52	
IT Equipment	10605030	8,541,380.58	7,052.92	618,661.64	7,922,718.94	
Communication Equipment	10605070	1,144,619.42	4,012.72	79,319.26	1,065,300.16	
Firefighting Equipment & Accessories	10605090-01	1,100,000.00	430,390.00	430,390.00	669,610.00	
Military, Police & Security Equipment	10605100	1,200,000.00		50,688.88	1,149,311.12	
Medical, Dental & Laboratory Equipment	10605110	500,000.00	9,600.00	13,000.00	487,000.00	
Printing Equipment	10605120	800,000.00			800,000.00	
Sports Equipment	10605130	800,000.00			800,000.00	
Motor Vehicles	10606010	4,800,000.00			4,800,000.00	
Furniture & Fixture Equipment	10607010	2,068,000.00	1,356,933.27	1,507,853.27	560,146.73	
Library Books	10607020	1,200,000.00		106,484.39	1,093,515.61	

*Handwritten initials and a checkmark.*

Allotment Class / Object of Expenditure  (1)	Code	Allotment Received  (2)	Obligations Incurred		Unobligated Balance of Allotment  (5) = (2) - (4)	REMARKS  (6)
			This Report  (3)	To Date  (4)		
Other Property, etc.	10699990	5,758,750.00	95,940.64	2,781,134.32	2,977,615.68	
Computer Software	10801020	1,000,000.00		318,096.00	681,904.00	
<b>Total Capital Outlays</b>		<b>35,262,000.00</b>	<b>1,940,920.75</b>	<b>6,363,198.24</b>	<b>28,898,801.76</b>	
<b>Total Current Operating Expenditures</b>		<b>3,542,874,000.00</b>	<b>234,344,588.14</b>	<b>2,356,223,914.20</b>	<b>1,186,650,085.80</b>	
<b>TOTAL CURRENT OPERATING EXPENDITURES</b>		<b>3,542,874,000.00</b>	<b>234,344,588.14</b>	<b>2,356,223,914.20</b>	<b>1,186,650,085.80</b>	
<b>SPECIAL PURPOSE FUNDS</b>						
<b>MISCELLANEOUS PERSONNEL BENEFITS FUNDS</b>						
<b>Personal Services</b>						
Other Bonuses and Allowances	50102990	68,476,112.00	62,712.00	59,033,373.00	9,442,739.00	
<b>Total Personal Services</b>		<b>68,476,112.00</b>	<b>62,712.00</b>	<b>59,033,373.00</b>	<b>9,442,739.00</b>	
<b>Total Miscellaneous Personnel Benefits Funds</b>		<b>68,476,112.00</b>	<b>62,712.00</b>	<b>59,033,373.00</b>	<b>9,442,739.00</b>	
<b>Total Special Purpose Funds</b>		<b>68,476,112.00</b>	<b>62,712.00</b>	<b>59,033,373.00</b>	<b>9,442,739.00</b>	
<b>TOTAL SPECIAL PURPOSE FUNDS</b>		<b>68,476,112.00</b>	<b>62,712.00</b>	<b>59,033,373.00</b>	<b>9,442,739.00</b>	
<b>CONTINUING APPROPRIATIONS</b>						
<b>REGULAR</b>						
<b>Maintenance and Other Operating Expenses</b>						
Travelling Expenses - Local	50201010	48,390,918.39	453,639.75	24,648,859.93	23,742,058.46	
Travelling Expenses - Foreign	50201020	7,175,105.48	438,620.00	1,018,654.01	6,156,451.47	
Training Expenses	50202010	30,886.91		30,886.91		
Office Supplies Expenses	50203010	8,994,672.02	218,192.45	1,174,724.26	7,819,947.76	
Accountable Forms Expenses	50203020	2,000.00			2,000.00	
Other Supplies Expenses	50203990	2,652,268.41	14,165.95	62,277.85	2,589,990.56	
Water Expenses	50204010	134,324.58	500.00	2,939.58	131,385.00	
Electricity Expenses	50204020	13,591,954.16	15,600.00	10,790,390.92	2,801,563.24	
Postage & Deliveries Expenses	50205010	260,448.47	5,000.00	23,324.47	237,124.00	
Telephone and Mobile Expense	50205020	10,179,017.38	169,495.91	1,031,167.66	9,147,849.72	
Internet Expenses	50205030	2,259,381.69	32,817.53	525,176.06	1,734,205.63	
Cable, Radio, Sattelite Expenses	50205040	20,000.00	1,740.00	7,740.00	12,260.00	
Extraordinary and Miscellaneous Expenses	50210030	3,710,954.24		243,200.00	3,467,754.24	
Legal Services	50211010	11,000.00		2,800.00	8,200.00	
Consultancy Services	50211030	124,073,186.40	4,145,553.92	55,092,865.27	68,980,321.13	



Allotment Class / Object of Expenditure  (1)	Code	Allotment Received  (2)	Obligations Incurred		Unobligated Balance of Allotment  (5) = (2) - (4)	REMARKS  (6)
			This Report  (3)	To Date  (4)		
Repair & Maint. - Motor Vehicle	50213060-01	300,000.00		16,610.00	283,390.00	
Advertisement Expenses	50299010	30,000.00			30,000.00	
Representation Expenses	50299030	26,163,671.19	245,892.99	4,389,099.61	21,774,571.58	
Rent Expenses	50299050	8,831,496.40	472,422.16	3,751,313.15	5,080,183.25	
Subscription Expenses	50299070	3,727,086.82	9,439.00	1,002,212.00	2,724,874.82	
Other Maintenance and Other Operating Ex	50299990	93,323,711.99	1,099,806.35	27,836,361.79	65,487,350.20	
<b>Total Maintenance and Other Operating Expenses</b>		<b>353,862,084.53</b>	<b>7,322,886.01</b>	<b>131,650,603.47</b>	<b>222,211,481.06</b>	
<b>Capital Outlays</b>						
Office Equipment	10605020	4,907,348.51	195,000.00	913,703.00	3,993,645.51	
IT Equipment	10605030	6,394,120.36	97,634.00	1,350,971.60	5,043,148.76	
Communication Equipment	10605070	854,747.38	251,800.00	258,836.64	595,910.74	
Military, Police & Security Equipment	10605100	448,537.00			448,537.00	
Medical, Dental & Laboratory Equipment	10605110	500,000.00	450,000.00	450,000.00	50,000.00	
Printing Equipment	10605120	215,000.00		10,398.96	204,601.04	
Sports Equipment	10605130	172,200.00			172,200.00	
Motor Vehicles	10606010	1,000,000.00	490,000.00	490,000.00	510,000.00	
Furniture & Fixture Equipment	10607010	4,518,425.33	4,239,056.73	4,518,425.33		
Library Books	10607020	300,817.68	29,400.00	29,400.00	271,417.68	
Other Property, etc.	10699990	82,324,279.83	4,260.00	82,224,197.58	100,082.25	
Computer Software	10801020	2,288,470.00		2,040,109.92	248,360.08	
<b>Total Capital Outlays</b>		<b>103,923,946.09</b>	<b>5,757,150.73</b>	<b>92,286,043.03</b>	<b>11,637,903.06</b>	
<b>Total Continuing Appropriations Regular</b>		<b>457,786,030.62</b>	<b>13,080,036.74</b>	<b>223,936,646.50</b>	<b>233,849,384.12</b>	
<b>TOTAL CONTINUING APPROPRIATIONS</b>		<b>457,786,030.62</b>	<b>13,080,036.74</b>	<b>223,936,646.50</b>	<b>233,849,384.12</b>	
<b>TOTAL PROPER AND SECRETARIAT</b>		<b>4,069,136,142.62</b>	<b>247,487,336.88</b>	<b>2,639,193,933.70</b>	<b>1,429,942,208.92</b>	
<b>PROGRAM B - LOCALLY FUNDED PROJECTS</b>						
Technical, Studies on the Economy, Taxation, Energy, Environment, Banking, Agriculture, Transportation						
<b>CURRENT OPERATING EXPENDITURES</b>						
Maintenance and Other Operating Expenses						
Research, Exploration & Dev Exp.	50207020	69,356,000.00			69,356,000.00	

*Handwritten marks and signature*

Allotment Class / Object of Expenditure  (1)	Code	Allotment Received  (2)	Obligations Incurred		Unobligated Balance of Allotment  (5) = (2) - (4)	REMARKS  (6)
			This Report  (3)	To Date  (4)		
<i>Total Maintenance and Other Operating Expenses</i>		69,356,000.00			69,356,000.00	
<i>Total Current Operating Expenditures</i>		69,356,000.00			69,356,000.00	
TOTAL LOCALLY-FUNDED PROJECTS		69,356,000.00			69,356,000.00	
TOTAL PROGRAM B		69,356,000.00			69,356,000.00	
<b>GRAND TOTAL</b>		4,138,492,142.62	247,487,336.88	2,639,193,933.70	1,499,298,208.92	

Certified Correct:

Submitted By:

  
**RENATO B. CHUA**  
 Chief, Legislative Budget Service

  
**ATTY. OSCAR G. YABES**  
 Senate Secretary

## STATEMENT OF ALLOTMENT, OBLIGATIONS AND BALANCES

As of November 30, 2015

(Summary by Source)

DEPARTMENT

Agency: SENATE

Fund: General

Allotment Class / Object of Expenditure  (1)	Code	Allotment Received  (2)	Obligations Incurred		Unobligated Balance of Allotment  (5) = (2) - (4)	REMARKS  (6)
			This Report  (3)	To Date  (4)		
<b>PROGRAM A1 &amp; A2</b>						
<b>SECRETARIAT AND LEGISLATIVE PROPER SERVICES</b>						
<b>CURRENT OPERATING EXPENDITURES</b>						
<b>Personal Services</b>						
Salaries - Itemized Position	50101010	783,741,476.55	57,906,711.41	626,861,675.65	156,879,800.90	
Salaries & Wages - Unfilled Position	50101010-A	56,834,000.00			56,834,000.00	
Casual Wages	50101020-01	48,800,000.00	3,778,130.01	42,812,067.31	5,987,932.69	
Contractual Wages	50101020-02	12,900,000.00	1,004,330.53	11,243,436.53	1,656,563.47	
PERA	50102010	51,382,816.20	3,536,191.21	38,526,384.61	12,856,431.59	
Representation Allowance (RA)	50102020	12,924,000.00	994,000.00	11,168,750.00	1,755,250.00	
Transportation Allowance (TA)	50102030	12,924,000.00	881,000.00	9,925,750.00	2,998,250.00	
Clothing/Uniform Allowance	50102040	10,025,000.00	5,000.00	8,020,325.00	2,004,675.00	
Health Workers Benefits	50102060	600,000.00		174,400.00	425,600.00	
Productivity Incentive Benefits	50102080	5,800,000.00		5,173,380.00	626,620.00	
Honoraria	50102100	900,000.00	85,750.00	488,375.00	411,625.00	
Longevity Pay	50102120	53,150,000.00	66,890.75	50,904,476.82	2,245,523.18	
Overtime Services	50102130	24,000,000.00	1,571,490.45	20,236,569.88	3,763,430.12	
Year-End Bonus	50102140	62,800,000.00	30,564,926.75	59,973,728.75	2,826,271.25	
Cash Gift	50102150	9,900,000.00	4,475,500.00	8,763,000.00	1,137,000.00	
Other Bonuses and Allowances	50102990	103,388,000.00	132,587.10	47,990,237.10	55,397,762.90	
Provident Fund Contributions (SEF)	50103050	14,900,000.00	1,070,852.66	11,825,424.16	3,074,575.84	
Retirement Benefits - Civilians	50104020	5,347,000.00			5,347,000.00	
Terminal Leave	50104030	12,000,000.00	70,162.32	8,174,830.38	3,825,169.62	
Other Personnel Benefits	50104990	375,906,193.55	1,049,842.88	342,135,423.32	33,770,770.23	
<b>Total Personal Services</b>		<b>1,658,222,486.30</b>	<b>107,193,366.07</b>	<b>1,304,398,234.51</b>	<b>353,824,251.79</b>	



Allotment Class / Object of Expenditure  (1)	Code	Allotment Received  (2)	Obligations Incurred		Unobligated Balance of Allotment  (5) = (2) - (4)	REMARKS  (6)
			This Report  (3)	To Date  (4)		
<b>Personal Services</b>						
GSIS Contribution	50103010	98,515,000.00	7,261,233.73	79,816,062.56	18,698,937.44	
Pag-Ibig Contribution	50103020	2,630,000.00	173,600.00	1,904,550.00	725,450.00	
PhilHealth Contribution	50103030	7,700,000.00	470,050.00	5,157,154.73	2,542,845.27	
ECC Contribution	50103040	2,630,000.00	174,500.00	1,916,600.00	713,400.00	
<b>Total Personal Services</b>		<b>111,475,000.00</b>	<b>8,079,383.73</b>	<b>88,794,367.29</b>	<b>22,680,632.71</b>	
<b>Total Personal Services</b>		<b>1,769,697,486.30</b>	<b>115,272,749.80</b>	<b>1,393,192,601.80</b>	<b>376,504,884.50</b>	
<b>Maintenance and Other Operating Expenses</b>						
Travelling Expenses - Local	50201010	188,489,116.88	12,624,048.88	114,279,871.09	74,209,245.79	
Travelling Expenses - Foreign	50201020	32,452,634.00	651,856.22	13,826,831.39	18,625,802.61	
Training Expenses	50202010	3,582,311.22	13,250.13	1,612,523.28	1,969,787.94	
Office Supplies Expenses	50203010	25,354,169.92	309,309.66	9,344,075.43	16,010,094.49	
Accountable Forms Expenses	50203020	811,220.00		473,720.00	337,500.00	
Medical,Dental & Lab. Supplies Expenses	50203080	500,000.00	-111.00	261,674.95	238,325.05	
Fuel, Oil & Lubricants Expenses	50203090	4,500,000.00	90,426.22	1,748,344.74	2,751,655.26	
Military, Police & Traffic Supplies Exp.	50203120	1,500,000.00		257,800.00	1,242,200.00	
Other Supplies Expenses	50203990	10,626,521.04	417,608.04	3,658,811.86	6,967,709.18	
Water Expenses	50204010	8,750,742.56	9,126.70	6,491,325.10	2,259,417.46	
Electricity Expenses	50204020	43,325,472.29	8,375,281.77	19,340,665.86	23,984,806.43	
Postage & Deliveries Expenses	50205010	597,178.41	17,374.88	311,254.98	285,923.43	
Telephone and Mobile Expense	50205020	25,880,124.19	864,914.35	8,164,979.28	17,715,144.91	
Internet Expenses	50205030	8,224,856.49	509,701.08	4,469,403.91	3,755,452.58	
Cable, Radio, Sattelite Expenses	50205040	1,605,226.02	35,000.00	231,226.02	1,374,000.00	
Extraordinary and Miscellaneous Expenses	50210030	333,889,338.54	19,819,106.70	221,475,353.60	112,413,984.94	
Legal Services	50211010	357,715.00	6,000.00	53,815.00	303,900.00	
Auditing Expenses	50211020	2,500,000.00	22,255.16	800,372.92	1,699,627.08	
Consultancy Services	50211030	206,271,333.32	16,644,121.02	130,310,929.84	75,960,403.48	
Environment/Sanitary Services	50212010	500,000.00		116,400.00	383,600.00	
Janitorial Services	50212020	31,500,000.00	2,408,542.51	24,841,752.98	6,658,247.02	
Security Services	50212030	4,500,000.00	326,026.40	3,227,483.86	1,272,516.14	
Other General Services	50212990	500,000.00			500,000.00	
Repair & Maint. - Office Bldgs.	50213040-01	1,500,000.00			1,500,000.00	
Repair & Maint. - Other Structure	50213040-99	500,000.00			500,000.00	
Repair & Maint. - Office Equip.	50213050-02	1,200,000.00		72,812.00	1,127,188.00	

Allotment Class / Object of Expenditure  (1)	Code	Allotment Received  (2)	Obligations Incurred		Unobligated Balance of Allotment  (5) = (2) - (4)	REMARKS  (6)
			This Report  (3)	To Date  (4)		
Repair & Maint. - IT Equipment	50213050-03	1,200,000.00		8,500.00	1,191,500.00	
Repair & Maint. - Communication Eqpt.	50213050-07	1,500,000.00	86,000.00	224,900.00	1,275,100.00	
Repair & Maint.-Fire Equipment	50213050-09	500,000.00			500,000.00	
Repair & Maint. - Medical, Dental, etc.	50213050-11	500,000.00			500,000.00	
Repair & Maint. - Motor Vehicle	50213060-01	2,504,410.00	91,909.20	529,810.87	1,974,599.13	
Repair & Maint. - Furn. & Fixtures	50213070	1,200,000.00			1,200,000.00	
Repair & Maint. - Other Property, etc.	50213990	3,500,000.00	980,588.06	1,895,473.06	1,604,526.94	
Taxes, Duties and Licenses	50215010	600,000.00		37,381.00	562,619.00	
Fidelity Bond Premium	50215020	600,000.00		139,488.75	460,511.25	
Insurance Premiums	50215030	2,300,000.00	3,100.32	805,748.52	1,494,251.48	
Advertisement Expenses	50299010	2,500,000.00	15,232.00	91,392.00	2,408,608.00	
Printing & Binding Expenses	50299020	3,732,100.00		1,233,917.00	2,498,183.00	
Representation Expenses	50299030	86,613,539.86	5,350,913.71	55,964,917.31	30,648,622.55	
Transportation & Delivery Expenses	50299040	500,000.00			500,000.00	
Rent Expenses	50299050	181,689,831.09	1,143,101.17	163,698,912.26	17,990,918.83	
Membership Dues & Contribution to Orgns	50299060	1,947,000.00		760,334.82	1,186,665.18	
Subscription Expenses	50299070	10,999,515.70	2,047,824.49	6,570,451.62	4,429,064.08	
Other Maintenance and Other Operating Ex	50299990	496,110,157.17	38,272,827.66	385,743,543.99	110,366,613.18	
<b>Total Maintenance and Other Operating Expenses</b>		<b>1,737,914,513.70</b>	<b>111,135,335.33</b>	<b>1,183,076,199.29</b>	<b>554,838,314.41</b>	
<b>Capital Outlays</b>						
Office Buildings	10604010	100,000.00			100,000.00	
Other Structure	10604990	100,000.00			100,000.00	
Office Equipment	10605020	6,149,250.00	225,200.00	682,770.48	5,466,479.52	
IT Equipment	10605030	8,541,380.58	29,702.76	648,364.40	7,893,016.18	
Communication Equipment	10605070	1,144,619.42	11,710.00	91,029.26	1,053,590.16	
Firefighting Equipment & Accessories	10605090-01	1,100,000.00		430,390.00	669,610.00	
Military, Police & Security Equipment	10605100	1,200,000.00		50,688.88	1,149,311.12	
Medical, Dental & Laboratory Equipment	10605110	500,000.00		13,000.00	487,000.00	
Printing Equipment	10605120	800,000.00			800,000.00	
Sports Equipment	10605130	800,000.00			800,000.00	
Motor Vehicles	10606010	4,800,000.00			4,800,000.00	
Furniture & Fixture Equipment	10607010	2,068,000.00	359,600.00	1,867,453.27	200,546.73	
Library Books	10607020	1,200,000.00		106,484.39	1,093,515.61	

Allotment Class / Object of Expenditure  (1)	Code	Allotment Received  (2)	Obligations Incurred		Unobligated Balance of Allotment  (5) = (2) - (4)	REMARKS  (6)
			This Report  (3)	To Date  (4)		
Other Property, etc.	10699990	5,758,750.00	293,279.60	3,074,413.92	2,684,336.08	
Computer Software	10801020	1,000,000.00		318,096.00	681,904.00	
<b>Total Capital Outlays</b>		<b>35,262,000.00</b>	<b>919,492.36</b>	<b>7,282,690.60</b>	<b>27,979,309.40</b>	
<b>Total Current Operating Expenditures</b>		<b>3,542,874,000.00</b>	<b>227,327,577.49</b>	<b>2,583,551,491.69</b>	<b>959,322,508.31</b>	
<b>TOTAL CURRENT OPERATING EXPENDITURES</b>		<b>3,542,874,000.00</b>	<b>227,327,577.49</b>	<b>2,583,551,491.69</b>	<b>959,322,508.31</b>	
<b>SPECIAL PURPOSE FUNDS</b>						
<b>MISCELLANEOUS PERSONNEL BENEFITS FUNDS</b>						
<b>Personal Services</b>						
Other Bonuses and Allowances	50102990	68,476,112.00	446,459.00	59,479,832.00	8,996,280.00	
<b>Total Personal Services</b>		<b>68,476,112.00</b>	<b>446,459.00</b>	<b>59,479,832.00</b>	<b>8,996,280.00</b>	
<b>Total Miscellaneous Personnel Benefits Funds</b>		<b>68,476,112.00</b>	<b>446,459.00</b>	<b>59,479,832.00</b>	<b>8,996,280.00</b>	
<b>Total Special Purpose Funds</b>		<b>68,476,112.00</b>	<b>446,459.00</b>	<b>59,479,832.00</b>	<b>8,996,280.00</b>	
<b>TOTAL SPECIAL PURPOSE FUNDS</b>		<b>68,476,112.00</b>	<b>446,459.00</b>	<b>59,479,832.00</b>	<b>8,996,280.00</b>	
<b>CONTINUING APPROPRIATIONS</b>						
<b>REGULAR</b>						
<b>Maintenance and Other Operating Expenses</b>						
Travelling Expenses - Local	50201010	48,390,918.39	238,546.11	24,887,406.04	23,503,512.35	
Travelling Expenses - Foreign	50201020	7,175,105.48	311,205.40	1,329,859.41	5,845,246.07	
Training Expenses	50202010	30,886.91		30,886.91		
Office Supplies Expenses	50203010	8,994,672.02	-16,890.72	1,157,833.54	7,836,838.48	
Accountable Forms Expenses	50203020	2,000.00			2,000.00	
Other Supplies Expenses	50203990	2,652,268.41	17,681.72	79,959.57	2,572,308.84	
Water Expenses	50204010	134,324.58		2,939.58	131,385.00	
Electricity Expenses	50204020	13,591,954.16		10,790,390.92	2,801,563.24	
Postage & Deliveries Expenses	50205010	260,448.47	10,000.00	33,324.47	227,124.00	
Telephone and Mobile Expense	50205020	10,179,017.38	155,021.08	1,186,188.74	8,992,828.64	
Internet Expenses	50205030	2,259,381.69	52,420.00	577,596.06	1,681,785.63	
Cable, Radio, Sattelite Expenses	50205040	20,000.00		7,740.00	12,260.00	
Extraordinary and Miscellaneous Expenses	50210030	3,710,954.24		243,200.00	3,467,754.24	
Legal Services	50211010	11,000.00		2,800.00	8,200.00	
Consultancy Services	50211030	124,073,186.40	4,970,230.43	60,063,095.70	64,010,090.70	

Allotment Class / Object of Expenditure  (1)	Code	Allotment Received  (2)	Obligations Incurred		Unobligated Balance of Allotment  (5) = (2) - (4)	REMARKS  (6)
			This Report  (3)	To Date  (4)		
Repair & Maint. - Motor Vehicle	50213060-01	300,000.00		16,610.00	283,390.00	
Advertisement Expenses	50299010	30,000.00			30,000.00	
Representation Expenses	50299030	26,163,671.19	774,011.65	5,163,111.26	21,000,559.93	
Rent Expenses	50299050	8,831,496.40	48,989.49	3,800,302.64	5,031,193.76	
Subscription Expenses	50299070	3,727,086.82	226,326.00	1,228,538.00	2,498,548.82	
Other Maintenance and Other Operating Ex	50299990	93,323,711.99	566,988.04	28,403,349.83	64,920,362.16	
<b>Total Maintenance and Other Operating Expenses</b>		<b>353,862,084.53</b>	<b>7,354,529.20</b>	<b>139,005,132.67</b>	<b>214,856,951.86</b>	
<b>Capital Outlays</b>						
Office Equipment	10605020	4,907,348.51	4,260.00	917,963.00	3,989,385.51	
IT Equipment	10605030	6,394,120.36	1,400.00	1,352,371.60	5,041,748.76	
Communication Equipment	10605070	854,747.38		258,836.64	595,910.74	
Military, Police & Security Equipment	10605100	448,537.00			448,537.00	
Medical, Dental & Laboratory Equipment	10605110	500,000.00		450,000.00	50,000.00	
Printing Equipment	10605120	215,000.00		10,398.96	204,601.04	
Sports Equipment	10605130	172,200.00			172,200.00	
Motor Vehicles	10606010	1,000,000.00		490,000.00	510,000.00	
Furniture & Fixture Equipment	10607010	4,518,425.33		4,518,425.33		
Library Books	10607020	300,817.68	79,160.00	108,560.00	192,257.68	
Other Property, etc.	10699990	82,324,279.83	-4,260.00	82,219,937.58	104,342.25	
Computer Software	10801020	2,288,470.00		2,040,109.92	248,360.08	
<b>Total Capital Outlays</b>		<b>103,923,946.09</b>	<b>80,560.00</b>	<b>92,366,603.03</b>	<b>11,557,343.06</b>	
<b>Total Continuing Appropriations Regular</b>		<b>457,786,030.62</b>	<b>7,435,089.20</b>	<b>231,371,735.70</b>	<b>226,414,294.92</b>	
<b>TOTAL CONTINUING APPROPRIATIONS</b>		<b>457,786,030.62</b>	<b>7,435,089.20</b>	<b>231,371,735.70</b>	<b>226,414,294.92</b>	
<b>TOTAL PROPER AND SECRETARIAT</b>		<b>4,069,136,142.62</b>	<b>235,209,125.69</b>	<b>2,874,403,059.39</b>	<b>1,194,733,083.23</b>	
<b>PROGRAM B - LOCALLY FUNDED PROJECTS</b>						
Technical, Studies on the Economy, Taxation, Energy, Environment, Banking, Agriculture, Transportation						
<b>CURRENT OPERATING EXPENDITURES</b>						
Maintenance and Other Operating Expenses						
Research, Exploration & Dev Exp.	50207020	69,356,000.00			69,356,000.00	

Allotment Class / Object of Expenditure  (1)	Code	Allotment Received  (2)	Obligations Incurred		Unobligated Balance of Allotment  (5) = (2) - (4)	REMARKS  (6)
			This Report  (3)	To Date  (4)		
<i>Total Maintenance and Other Operating Expenses</i>		69,356,000.00			69,356,000.00	
<i>Total Current Operating Expenditures</i>		69,356,000.00			69,356,000.00	
<b>TOTAL LOCALLY-FUNDED PROJECTS</b>		69,356,000.00			69,356,000.00	
<b>TOTAL PROGRAM B</b>		69,356,000.00			69,356,000.00	
<b>GRAND TOTAL</b>		4,138,492,142.62	235,209,125.69	2,874,403,059.39	1,264,089,083.23	

Certified Correct:

Submitted By:

  
**RENATO B. CHUA**  
 Chief, Legislative Budget Service

  
**ATTY. OSCAR G. YABES**  
 Senate Secretary

**STATEMENT OF ALLOTMENT, OBLIGATIONS AND BALANCES**  
As of December 31, 2015  
(Summary by Source)

DEPARTMENT  
Agency: SENATE  
Fund: General

(1) Allotment Class / Object of Expenditure	(2) Code	(2) Allotment Received	(4) Obligations Incurred		(5) = (2) - (4) Unobligated Balance of Allotment	(6) REMARKS
			(3) This Report	(4) To Date		
<b>PROGRAM A1 &amp; A2</b>						
<b>SECRETARIAT AND LEGISLATIVE PROPER SERVICES</b>						
<b>CURRENT OPERATING EXPENDITURES</b>						
<b>Personal Services</b>						
Salaries - Itemized Position	50101010	685,326,270.58	58,464,594.93	685,326,270.58		
Salaries & Wages - Unfilled Position	50101010-A					
Casual Wages	50101020-01	46,096,569.56	3,284,502.25	46,096,569.56		
Contractual Wages	50101020-02	12,265,940.53	1,022,504.00	12,265,940.53		
PERA	50102010	42,114,522.94	3,588,138.33	42,114,522.94		
Representation Allowance (RA)	50102020	12,175,241.94	1,006,491.94	12,175,241.94		
Transportation Allowance (TA)	50102030	10,819,241.94	893,491.94	10,819,241.94		
Clothing/Uniform Allowance	50102040	8,761,325.00	741,000.00	8,761,325.00		
Health Workers Benefits	50102060	222,100.00	47,700.00	222,100.00		
Productivity Incentive Benefits	50102080	5,185,380.00	12,000.00	5,185,380.00		
Honoraria	50102100	553,250.00	64,875.00	553,250.00		
Longevity Pay	50102120	51,307,023.97	402,547.15	51,307,023.97		
Overtime Services	50102130	22,172,711.14	1,936,141.26	22,172,711.14		
Year-End Bonus	50102140	60,104,384.25	130,655.50	60,104,384.25		
Cash Gift	50102150	8,786,000.00	23,000.00	8,786,000.00		
Other Bonuses and Allowances	50102990	93,619,836.56	45,629,599.46	93,619,836.56		
Provident Fund Contributions (SEF)	50103050	12,909,961.42	1,084,537.26	12,909,961.42		
Retirement Benefits - Civilians	50104020					
Terminal Leave	50104030	9,595,946.77	1,421,116.39	9,595,946.77		
Other Personnel Benefits	50104990	524,544,873.67	182,409,450.35	524,544,873.67		
<b>Total Personal Services</b>		<b>1,606,560,580.27</b>	<b>302,162,345.76</b>	<b>1,606,560,580.27</b>		

Allotment Class / Object of Expenditure  (1)	Code	Allotment Received  (2)	Obligations Incurred		Unobligated Balance of Allotment  (5) = (2) - (4)	REMARKS  (6)
			This Report  (3)	To Date  (4)		
<b>Personal Services</b>						
GSIS Contribution	50103010	87,226,428.73	7,410,366.17	87,226,428.73		
Pag-Ibig Contribution	50103020	2,080,450.00	175,900.00	2,080,450.00		
PhilHealth Contribution	50103030	5,643,192.23	486,037.50	5,643,192.23		
ECC Contribution	50103040	2,093,400.00	176,800.00	2,093,400.00		
<b>Total Personal Services</b>		<b>97,043,470.96</b>	<b>8,249,103.67</b>	<b>97,043,470.96</b>		
<b>Total Personal Services</b>		<b>1,703,604,051.23</b>	<b>310,411,449.43</b>	<b>1,703,604,051.23</b>		
<b>Maintenance and Other Operating Expenses</b>						
Travelling Expenses - Local	50201010	191,427,941.25	11,353,270.54	125,633,141.63	65,794,799.62	
Travelling Expenses - Foreign	50201020	30,432,656.46	877,365.78	14,704,197.17	15,728,459.29	
Training Expenses	50202010	1,619,427.18	6,903.90	1,619,427.18		
Office Supplies Expenses	50203010	22,388,067.95	1,914,249.67	11,258,325.10	11,129,742.85	
Accountable Forms Expenses	50203020	474,800.00	1,080.00	474,800.00		
Medical, Dental & Lab. Supplies Expenses	50203080	370,823.90	109,148.95	370,823.90		
Fuel, Oil & Lubricants Expenses	50203090	1,947,911.99	199,567.25	1,947,911.99		
Military, Police & Traffic Supplies Exp.	50203120	257,800.00		257,800.00		
Other Supplies Expenses	50203990	19,480,226.98	11,221,072.96	14,879,884.82	4,600,342.16	
Water Expenses	50204010	8,288,201.66	1,718,946.70	8,210,271.80	77,929.86	
Electricity Expenses	50204020	37,636,920.33	620,123.64	19,960,789.50	17,676,130.83	
Postage & Deliveries Expenses	50205010	1,013,870.15	677,615.17	988,870.15	25,000.00	
Telephone and Mobile Expense	50205020	23,331,884.95	1,114,741.23	9,279,720.51	14,052,164.44	
Internet Expenses	50205030	7,974,857.09	618,444.46	5,087,848.37	2,887,008.72	
Cable, Radio, Sattelite Expenses	50205040	192,706.02	-48,000.00	183,226.02	9,480.00	
Extraordinary and Miscellaneous Expenses	50210030	322,934,475.30	24,528,364.68	246,003,718.28	76,930,757.02	
Legal Services	50211010	64,516.86	5,701.86	59,516.86	5,000.00	
Auditing Expenses	50211020	2,319,608.71	1,519,235.79	2,319,608.71		
Consultancy Services	50211030	290,411,153.28	18,182,115.71	148,493,045.55	141,918,107.73	
Environment/Sanitary Services	50212010	116,400.00		116,400.00		
Janitorial Services	50212020	29,977,518.72	5,135,765.74	29,977,518.72		
Security Services	50212030	3,879,536.66	652,052.80	3,879,536.66		
Other General Services	50212990					
Repair & Maint. - Office Bldgs.	50213040-01					
Repair & Maint. - Other Structure	50213040-99					
Repair & Maint. - Office Equip.	50213050-02	78,462.00	5,650.00	78,462.00		

Allotment Class / Object of Expenditure  (1)	Code	Allotment Received  (2)	Obligations Incurred		Unobligated Balance of Allotment  (5) = (2) - (4)	REMARKS  (6)
			This Report  (3)	To Date  (4)		
Repair & Maint. - IT Equipment	50213050-03	18,950.00	10,450.00	18,950.00		
Repair & Maint. - Communication Eqpt.	50213050-07	224,900.00		224,900.00		
Repair & Maint.-Fire Equipment	50213050-09					
Repair & Maint. - Medical, Dental, etc.	50213050-11					
Repair & Maint. - Motor Vehicle	50213060-01	775,248.84	245,437.97	775,248.84		
Repair & Maint. - Furn. & Fixtures	50213070					
Repair & Maint. - Other Property, etc.	50213990	1,895,473.06		1,895,473.06		
Taxes, Duties and Licenses	50215010	37,381.00		37,381.00		
Fidelity Bond Premium	50215020	143,934.75	4,446.00	143,934.75		
Insurance Premiums	50215030	811,315.41	5,566.89	811,315.41		
Advertisement Expenses	50299010	121,856.00	30,464.00	121,856.00		
Printing & Binding Expenses	50299020	1,764,012.00	530,095.00	1,764,012.00		
Representation Expenses	50299030	87,939,957.68	10,196,155.87	66,161,073.18	21,778,884.50	
Transportation & Delivery Expenses	50299040					
Rent Expenses	50299050	174,032,380.68	4,068,768.00	167,767,680.26	6,264,700.42	
Membership Dues & Contribution to Orgns	50299060	760,334.82		760,334.82		
Subscription Expenses	50299070	10,284,750.20	453,089.35	7,023,540.97	3,261,209.23	
Other Maintenance and Other Operating Ex	50299990	533,315,686.89	51,114,501.36	436,858,045.35	96,457,641.54	
<b>Total Maintenance and Other Operating Expenses</b>		<b>1,808,745,948.77</b>	<b>147,072,391.27</b>	<b>1,330,148,590.56</b>	<b>478,597,358.21</b>	
<b>Capital Outlays</b>						
Office Buildings	10604010					
Other Structure	10604990					
Office Equipment	10605020	4,964,269.75	-269,796.25	412,974.23	4,551,295.52	
IT Equipment	10605030	5,425,055.58	348,199.24	996,563.64	4,428,491.94	
Communication Equipment	10605070	344,619.42		91,029.26	253,590.16	
Firefighting Equipment & Accessories	10605090-01	531,000.00		430,390.00	100,610.00	
Military, Police & Security Equipment	10605100	234,000.00		50,688.88	183,311.12	
Medical, Dental & Laboratory Equipment	10605110	200,000.00		13,000.00	187,000.00	
Printing Equipment	10605120					
Sports Equipment	10605130					
Motor Vehicles	10606010	4,800,000.00			4,800,000.00	
Furniture & Fixture Equipment	10607010	2,128,709.25	60,223.25	1,927,676.52	201,032.73	
Library Books	10607020	207,000.00		106,484.39	100,515.61	



Allotment Class / Object of Expenditure  (1)	Code	Allotment Received  (2)	Obligations Incurred		Unobligated Balance of Allotment  (5) = (2) - (4)	REMARKS  (6)
			This Report  (3)	To Date  (4)		
Other Property, etc.	10699990	11,089,346.00	7,663,303.67	10,737,717.59	351,628.41	
Computer Software	10801020	600,000.00		318,096.00	281,904.00	
<b>Total Capital Outlays</b>		<b>30,524,000.00</b>	<b>7,801,929.91</b>	<b>15,084,620.51</b>	<b>15,439,379.49</b>	
<b>Total Current Operating Expenditures</b>		<b>3,542,874,000.00</b>	<b>465,285,770.61</b>	<b>3,048,837,262.30</b>	<b>494,036,737.70</b>	
<b>TOTAL CURRENT OPERATING EXPENDITURES</b>		<b>3,542,874,000.00</b>	<b>465,285,770.61</b>	<b>3,048,837,262.30</b>	<b>494,036,737.70</b>	
<b>SPECIAL PURPOSE FUNDS</b>						
<b>MISCELLANEOUS PERSONNEL BENEFITS FUNDS</b>						
<b>Personal Services</b>						
Other Bonuses and Allowances	50102990	68,476,112.00	740,547.00	60,220,379.00	8,255,733.00	
<b>Total Personal Services</b>		<b>68,476,112.00</b>	<b>740,547.00</b>	<b>60,220,379.00</b>	<b>8,255,733.00</b>	
<b>Total Miscellaneous Personnel Benefits Funds</b>		<b>68,476,112.00</b>	<b>740,547.00</b>	<b>60,220,379.00</b>	<b>8,255,733.00</b>	
<b>Total Special Purpose Funds</b>		<b>68,476,112.00</b>	<b>740,547.00</b>	<b>60,220,379.00</b>	<b>8,255,733.00</b>	
<b>TOTAL SPECIAL PURPOSE FUNDS</b>		<b>68,476,112.00</b>	<b>740,547.00</b>	<b>60,220,379.00</b>	<b>8,255,733.00</b>	
<b>CONTINUING APPROPRIATIONS</b>						
<b>REGULAR</b>						
<b>Maintenance and Other Operating Expenses</b>						
Travelling Expenses - Local	50201010	48,390,918.39	186,170.44	25,073,576.48	23,317,341.91	
Travelling Expenses - Foreign	50201020	7,175,105.48	-19,552.64	1,310,306.77	5,864,798.71	
Training Expenses	50202010	30,886.91		30,886.91		
IT Supplies Expenses	50203010	8,994,672.02	-150,569.83	1,007,263.71	7,987,408.31	
Accountable Forms Expenses	50203020	2,000.00			2,000.00	
Other Supplies Expenses	50203990	2,652,268.41	5,780.88	85,740.45	2,566,527.96	
Water Expenses	50204010	134,324.58	-500.00	2,439.58	131,885.00	
Electricity Expenses	50204020	13,591,954.16	2,227,139.81	13,017,530.73	574,423.43	
Postage & Deliveries Expenses	50205010	260,448.47	13,910.00	47,234.47	213,214.00	
Telephone and Mobile Expense	50205020	10,179,017.38	201,443.55	1,387,632.29	8,791,385.09	
Internet Expenses	50205030	2,259,381.69	81,600.00	659,196.06	1,600,185.63	
Cable, Radio, Sattelite Expenses	50205040	20,000.00	-2,260.00	5,480.00	14,520.00	
Extraordinary and Miscellaneous Expenses	50210030	3,710,954.24		243,200.00	3,467,754.24	
Legal Services	50211010	11,000.00		2,800.00	8,200.00	
Consultancy Services	50211030	124,073,186.40	7,723,971.35	67,787,067.05	56,286,119.35	

Allotment Class / Object of Expenditure  (1)	Code	Allotment Received  (2)	Obligations Incurred		Unobligated Balance of Allotment  (5) = (2) - (4)	REMARKS  (6)
			This Report  (3)	To Date  (4)		
Repair & Maint. - Motor Vehicle	50213060-01	300,000.00		16,610.00	283,390.00	
Advertisement Expenses	50299010	30,000.00			30,000.00	
Representation Expenses	50299030	26,163,671.19	420,412.99	5,583,524.25	20,580,146.94	
Rent Expenses	50299050	8,831,496.40	350,888.76	4,151,191.40	4,680,305.00	
Subscription Expenses	50299070	3,727,086.82	10,248.00	1,238,786.00	2,488,300.82	
Other Maintenance and Other Operating Ex	50299990	93,323,711.99	848,075.33	29,251,425.16	64,072,286.83	
<b>Total Maintenance and Other Operating Expenses</b>		<b>353,862,084.53</b>	<b>11,896,758.64</b>	<b>150,901,891.31</b>	<b>202,960,193.22</b>	
<b>Capital Outlays</b>						
Office Equipment	10605020	4,907,348.51	198,177.50	1,116,140.50	3,791,208.01	
IT Equipment	10605030	6,394,120.36	2,058,747.76	3,411,119.36	2,983,001.00	
Communication Equipment	10605070	854,747.38		258,836.64	595,910.74	
Military, Police & Security Equipment	10605100	448,537.00			448,537.00	
Medical, Dental & Laboratory Equipment	10605110	500,000.00		450,000.00	50,000.00	
Printing Equipment	10605120	215,000.00		10,398.96	204,601.04	
Sports Equipment	10605130	172,200.00			172,200.00	
Motor Vehicles	10606010	1,000,000.00		490,000.00	510,000.00	
Furniture & Fixture Equipment	10607010	4,518,425.33		4,518,425.33		
Library Books	10607020	300,817.68		108,560.00	192,257.68	
Other Property, etc.	10699990	82,324,279.83		82,219,937.58	104,342.25	
Computer Software	10801020	2,288,470.00		2,040,109.92	248,360.08	
<b>Total Capital Outlays</b>		<b>103,923,946.09</b>	<b>2,256,925.26</b>	<b>94,623,528.29</b>	<b>9,300,417.80</b>	
<b>Total Continuing Appropriations Regular</b>		<b>457,786,030.62</b>	<b>14,153,683.90</b>	<b>245,525,419.60</b>	<b>212,260,611.02</b>	
<b>TOTAL CONTINUING APPROPRIATIONS</b>		<b>457,786,030.62</b>	<b>14,153,683.90</b>	<b>245,525,419.60</b>	<b>212,260,611.02</b>	
<b>TOTAL PROPER AND SECRETARIAT</b>		<b>4,069,136,142.62</b>	<b>480,180,001.51</b>	<b>3,354,583,060.90</b>	<b>714,553,081.72</b>	
<b>PROGRAM B - LOCALLY FUNDED PROJECTS</b>						
Technical, Studies on the Economy, Taxation, Energy, Environment, Banking, Agriculture, Transportation						
<b>CURRENT OPERATING EXPENDITURES</b>						
Maintenance and Other Operating Expenses						
Research, Exploration & Dev Exp.	50207020	69,356,000.00			69,356,000.00	

Allotment Class / Object of Expenditure  (1)	Code	Allotment Received  (2)	Obligations Incurred		Unobligated Balance of Allotment  (5) = (2) - (4)	REMARKS  (6)
			This Report  (3)	To Date  (4)		
<i>Total Maintenance and Other Operating Expenses</i>		69,356,000.00			69,356,000.00	
<i>Total Current Operating Expenditures</i>		69,356,000.00			69,356,000.00	
<b>TOTAL LOCALLY-FUNDED PROJECTS</b>		69,356,000.00			69,356,000.00	
<b>TOTAL PROGRAM B</b>		69,356,000.00			69,356,000.00	
<b>GRAND TOTAL</b>		4,138,492,142.62	480,180,001.51	3,354,583,060.90	783,909,081.72	

Certified Correct:

Submitted By:

**RENATO B. CHUA**  
Chief, Legislative Budget Service

**ATTY. OSCAR G. YABES**  
Senate Secretary