

**STATEMENT OF ALLOTMENT, OBLIGATIONS AND BALANCES**  
As of January 31, 2021  
(Summary by Source)

DEPARTMENT  
Agency: SENATE  
Fund: General

Allotment Class / Object of Expenditure  (1)	Code	Allotment Received  (2)	Obligations Incurred		Unobligated Balance of Allotment  (5) = (2) - (4)	REMARKS  (6)
			This Report  (3)	To Date  (4)		
PROGRAM A1 & A2						
SECRETARIAT AND LEGISLATIVE PROPER SERVICES						
CURRENT OPERATING EXPENDITURES						
Personnel Services						
Salaries - Itemized Position	50101010	1,468,247,242.02	98,673,944.00	98,673,944.00	1,369,573,298.02	
Salary Increase	50101010-02	44,000,000.00			44,000,000.00	
Salaries & Wages - Unfiled Position	50101010-A	101,804,000.00			101,804,000.00	
Casual Wages	50101020-01	53,000,000.00	4,164,866.94	4,164,866.94	48,835,133.06	
Contractual Wages	50101020-02	19,200,000.00	1,462,068.00	1,462,068.00	17,737,932.00	
Casual Increase	50101020-12	3,200,000.00			3,200,000.00	
Contractual Increase	50101020-22	800,000.00			800,000.00	
PERA	50102010	54,804,000.00	3,646,727.27	3,646,727.27	51,157,272.73	
Representation Allowance (RA)	50102020	15,564,000.00	916,000.00	916,000.00	14,648,000.00	
Transportation Allowance (TA)	50102030	13,564,000.00	803,000.00	803,000.00	12,761,000.00	
Clothing/Uniform Allowance	50102040	14,500,000.00			14,500,000.00	
Health Workers Benefits	50102060	500,000.00			500,000.00	
Honoraria	50102100	1,200,000.00			1,200,000.00	
Longevity Pay	50102120	91,000,000.00			91,000,000.00	
Overtime Services	50102130	28,000,000.00	1,328,153.73	1,328,153.73	26,671,846.27	
Year-End Bonus	50102140	103,000,000.00			103,000,000.00	
Year-End Bonus Increase	50102140-02	6,000,000.00			6,000,000.00	
Cash Gift	50102150	12,500,000.00			12,500,000.00	
Other Bonuses and Allowances	50102990	216,800,000.00	98,200.00	98,200.00	216,701,800.00	
Provident Fund Contributions (SEF)	50103050	28,500,000.00	1,652,215.10	1,652,215.10	26,847,784.90	
Terminal Leave	50104030	30,000,000.00			30,000,000.00	

Allotment Class / Object of Expenditure  (1)	Code	Allotment Received  (2)	Obligations Incurred		Unobligated Balance of Allotment  (5) = (2) - (4)	REMARKS  (6)
			This Report  (3)	To Date  (4)		
Other Personnel Benefits	50104990	986,609,740.00	911,645.16	911,645.16	985,698,094.84	
<b>Total Personnel Services</b>		<b>3,292,792,982.02</b>	<b>113,656,820.20</b>	<b>113,656,820.20</b>	<b>3,179,136,161.82</b>	
<b>Personnel Services</b>						
GSIS Contribution	50103010	164,908,000.00	12,316,397.06	12,316,397.06	152,591,602.94	
GSIS (RLIP)	50103010-02	6,600,000.00			6,600,000.00	
Pag-Ibig Contribution	50103020	4,000,000.00	186,100.00	186,100.00	3,813,900.00	
PhilHealth Contribution	50103030	19,000,000.00	1,088,229.41	1,088,229.41	17,911,770.59	
ECC Contribution	50103040	4,000,000.00	187,300.00	187,300.00	3,812,700.00	
<b>Total Personnel Services</b>		<b>198,508,000.00</b>	<b>13,778,026.47</b>	<b>13,778,026.47</b>	<b>184,729,973.53</b>	
<b>Total Personnel Services</b>		<b>3,491,300,982.02</b>	<b>127,434,846.67</b>	<b>127,434,846.67</b>	<b>3,363,866,135.35</b>	
<b>Maintenance and Other Operating Expenses</b>						
Travelling Expenses - Local	50201010	230,601,026.84	22,529,707.18	22,529,707.18	208,071,319.66	
Travelling Expenses - Foreign	50201020	33,823,134.00			33,823,134.00	
Training Expenses	50202010	8,733,000.00	1,402,000.00	1,402,000.00	7,331,000.00	
IT/Office Supplies Expenses	50203010	35,145,099.70	35,000.00	35,000.00	35,110,099.70	
Accountable Forms Expenses	50203020	1,263,000.00			1,263,000.00	
Welfare Good Expenses	50203060	50,000.00	50,000.00	50,000.00		
Medical, Dental & Lab. Supplies Expenses	50203080	2,500,000.00			2,500,000.00	
Fuel, Oil & Lubricants Expenses	50203090	4,105,000.00			4,105,000.00	
Military, Police & Traffic Supplies Exp.	50203120	900,000.00			900,000.00	
Semi-Expendable Office Equipment	50203210-02	500,000.00			500,000.00	
Semi-Expendable ICT Equipment	50203210-03	1,505,000.00	5,000.00	5,000.00	1,500,000.00	
Semi-Expendable Communication Equipment	50203210-07	600,000.00			600,000.00	
Semi-Expendable Disaster Response & Resc	50203210-08	1,500,000.00			1,500,000.00	
Semi-Expendable Military, Police & Securi	50203210-09	1,600,000.00			1,600,000.00	
Semi-Expendable Medical Equipment	50203210-10	1,500,000.00			1,500,000.00	
Semi-Expendable Printing Equipment	50203210-11	300,000.00			300,000.00	
Semi-Expendable Sports Equipment	50203210-12	300,000.00			300,000.00	
Semi-Expendable Other Machinery & Equipm	50203210-99	2,500,000.00			2,500,000.00	
Semi-Expendable Furniture & Fixture	50203220-01	2,000,000.00			2,000,000.00	
Semi-Expendable Books	50203220-02	2,000,000.00			2,000,000.00	
Other Supplies Expenses	50203990	18,473,784.98			18,473,784.98	
Water Expenses	50204010	5,244,128.00	3,139.75	3,139.75	5,240,988.25	
Electricity Expenses	50204020	34,380,214.00			34,380,214.00	



Allotment Class / Object of Expenditure (1)	Code	Allotment Received (2)	Obligations Incurred		Unobligated Balance of Allotment (5) = (2) - (4)	REMARKS (6)
			This Report (3)	To Date (4)		
Postage & Deliveries Expenses	50205010	505,000.00	3,000.00	3,000.00	502,000.00	
Telephone and Mobile Expense	50205020	35,099,109.58	793,115.86	793,115.86	34,305,993.72	
Internet Expenses	50205030	9,615,680.00	83,726.00	83,726.00	9,531,954.00	
Cable, Radio, Sattelite Expenses	50205040	1,500,000.00			1,500,000.00	
Confidential Expenses	50210010	100,000,000.00			100,000,000.00	
Extraordinary and Miscellaneous Expenses	50210030	409,697,110.00	28,311,200.00	28,311,200.00	381,385,910.00	
Legal Services	50211010	503,000.00	3,000.00	3,000.00	500,000.00	
Auditing Expenses	50211020	4,500,000.00	286,467.72	286,467.72	4,213,532.28	
Consultancy Services	50211030	148,223,787.35	3,526,192.73	3,526,192.73	144,697,594.62	
Other Professional Services	50211990	2,200,206.91	536,206.91	536,206.91	1,664,000.00	
Environment/Sanitary Services	50212010	800,000.00			800,000.00	
Janitorial Services	50212020	25,000,000.00			25,000,000.00	
Security Services	50212030	2,500,000.00			2,500,000.00	
Other General Services	50212990	1,500,000.00			1,500,000.00	
Repair & Maint. - Office Bldgs.	50213040-01	1,000,000.00			1,000,000.00	
Repair & Maint. - Office Equip.	50213050-02	200,000.00			200,000.00	
Repair & Maint. - IT Equipment	50213050-03	500,000.00			500,000.00	
Repair & Maint. - Communication Eqpt.	50213050-07	1,500,000.00			1,500,000.00	
Repair & Maint.-Fire Equipment	50213050-09	300,000.00			300,000.00	
Repair & Maint. - Medical, Dental, etc.	50213050-11	200,000.00			200,000.00	
Repair & Maint. - Motor Vehicle	50213060-01	2,100,000.00	115,727.00	115,727.00	1,984,273.00	
Repair & Maint. - Furn. & Fixtures	50213070	500,000.00			500,000.00	
Rep&Maint-Semi Exp-Office Equip	50213210-02	100,000.00			100,000.00	
Rep&Maint-Semi Exp-IT Equip	50213210-03	100,000.00			100,000.00	
Rep&Maint-Semi Exp-Disaster Response	50213210-08	100,000.00			100,000.00	
Rep&Maint-Semi Exp-Other Machinery Equip	50213210-99	100,000.00			100,000.00	
Rep&Maint-Semi Exp-Furniture&Fixturre	50213220-01	100,000.00			100,000.00	
Repair & Maint. - Other Property, etc.	50213990	2,300,000.00			2,300,000.00	
Taxes, Duties and Licenses	50215010	1,000,000.00			1,000,000.00	
Fidelity Bond Premium	50215020	1,000,000.00			1,000,000.00	
Insurance Premiums	50215030	3,000,000.00	1,711,368.08	1,711,368.08	1,288,631.92	
Advertisement Expenses	50299010	4,186,000.00			4,186,000.00	
Printing & Binding Expenses	50299020	4,135,000.00	669,000.00	669,000.00	3,466,000.00	
Representation Expenses	50299030	98,669,271.82	4,895,101.99	4,895,101.99	93,774,169.83	
Transportation & Delivery Expenses	50299040	782,000.00			782,000.00	



Allotment Class / Object of Expenditure (1)	Code	Allotment Received (2)	Obligations Incurred		Unobligated Balance of Allotment (5) = (2) - (4)	REMARKS (6)
			This Report (3)	To Date (4)		
Rent Expenses	50299050	322,227,433.00	50,201,404.76	50,201,404.76	272,026,028.24	
Membership Dues & Contribution to Orgns	50299060	1,947,000.00			1,947,000.00	
Subscription Expenses	50299070	19,517,327.00	390,541.90	390,541.90	19,126,785.10	
Other Maintenance and Other Operating Ex	50299990	475,447,704.80	47,128,218.82	47,128,218.82	428,319,485.98	
<b>Total Maintenance and Other Operating Expenses</b>		<b>2,072,184,017.98</b>	<b>162,679,118.70</b>	<b>162,679,118.70</b>	<b>1,909,504,899.28</b>	
<b>Capital Outlays</b>						
Office Equipment	10605020	3,200,000.00	105,000.00	105,000.00	3,095,000.00	
IT Equipment	10605030	3,400,000.00	104,990.00	104,990.00	3,295,010.00	
Communication Equipment	10605070	3,000,000.00			3,000,000.00	
Firefighting Equipment & Accessories	10605090-01	2,500,000.00			2,500,000.00	
Military, Police & Security Equipment	10605100	2,500,000.00			2,500,000.00	
Medical, Dental & Laboratory Equipment	10605110	1,500,000.00			1,500,000.00	
Printing Equipment	10605120	1,500,000.00			1,500,000.00	
Sports Equipment	10605130	500,000.00			500,000.00	
Motor Vehicles	10606010	3,500,000.00			3,500,000.00	
Furniture & Fixture Equipment	10607010	1,500,000.00			1,500,000.00	
Library Books	10607020	1,500,000.00			1,500,000.00	
Other Property, etc.	10699990	9,400,000.00			9,400,000.00	
Computer Software	10801020	6,000,000.00			6,000,000.00	
<b>Total Capital Outlays</b>		<b>50,000,000.00</b>	<b>209,990.00</b>	<b>209,990.00</b>	<b>49,790,010.00</b>	
<b>Total Current Operating Expenditures</b>		<b>5,613,485,000.00</b>	<b>290,323,955.37</b>	<b>290,323,955.37</b>	<b>5,323,161,044.63</b>	
<b>TOTAL CURRENT OPERATING EXPENDITURES</b>		<b>5,613,485,000.00</b>	<b>290,323,955.37</b>	<b>290,323,955.37</b>	<b>5,323,161,044.63</b>	
<b>CONTINUING APPROPRIATIONS</b>						
<b>REGULAR</b>						
Maintenance and Other Operating Expenses						
Travelling Expenses - Local	50201010	178,296,454.19			178,296,454.19	
Travelling Expenses - Foreign	50201020	15,371,256.00			15,371,256.00	
Training Expenses	50202010	375,000.00			375,000.00	
IT/Office Supplies Expenses	50203010	8,557,624.03			8,557,624.03	
Accountable Forms Expenses	50203020	4,800.00			4,800.00	
Welfare Good Expenses	50203060	3,376,734.01			3,376,734.01	



Allotment Class / Object of Expenditure  (1)	Code	Allotment Received  (2)	Obligations Incurred		Unobligated Balance of Allotment  (5) = (2) - (4)	REMARKS  (6)
			This Report  (3)	To Date  (4)		
Semi-Expendable ICT Equipment	50203210-03	600.00			600.00	
Semi-Expendable Other Machinery & Equipm	50203210-99	214.32			214.32	
Other Supplies Expenses	50203990	2,430,700.99			2,430,700.99	
Water Expenses	50204010	6,034,108.00			6,034,108.00	
Electricity Expenses	50204020	30,149,283.00			30,149,283.00	
Postage & Deliveries Expenses	50205010	5,000.00			5,000.00	
Telephone and Mobile Expense	50205020	9,685,737.77			9,685,737.77	
Internet Expenses	50205030	2,505,071.97			2,505,071.97	
Confidential Expenses	50210010	100,000,000.00			100,000,000.00	
Extraordinary and Miscellaneous Expenses	50210030	62,592,269.05			62,592,269.05	
Legal Services	50211010	2,500.00			2,500.00	
Consultancy Services	50211030	203,909,071.54			203,909,071.54	
Other Professional Services	50211990	1,891,564.52			1,891,564.52	
Janitorial Services	50212020	24,954,330.48			24,954,330.48	
Security Services	50212030	4,000,000.00			4,000,000.00	
Printing & Binding Expenses	50299020	130,000.00			130,000.00	
Representation Expenses	50299030	50,009,961.40			50,009,961.40	
Rent Expenses	50299050	128,448,057.71			128,448,057.71	
Subscription Expenses	50299070	1,556,419.97			1,556,419.97	
Other Maintenance and Other Operating Ex	50299990	200,973,620.31			200,973,620.31	
<b>Total Maintenance and Other Operating Expenses</b>		<b>1,035,260,379.26</b>			<b>1,035,260,379.26</b>	
<b>Capital Outlays</b>						
Office Equipment	10605020	4,859,443.00			4,859,443.00	
IT Equipment	10605030	22,256,660.00			22,256,660.00	
Communication Equipment	10605070	800,000.00			800,000.00	
Firefighting Equipment & Accessories	10605090-01	300,000.00			300,000.00	
Military, Police & Security Equipment	10605100	3,500,000.00			3,500,000.00	
Medical, Dental & Laboratory Equipment	10605110	1,400,000.00			1,400,000.00	
Sports Equipment	10605130	500,000.00			500,000.00	
Motor Vechicles	10606010	6,871,112.00			6,871,112.00	
Furniture & Fixture Equipment	10607010	933,749.00			933,749.00	
Library Books	10607020	1,500,000.00			1,500,000.00	
Other Property, etc.	10699990	15,910,801.00			15,910,801.00	



Allotment Class / Object of Expenditure  (1)	Code	Allotment Received  (2)	Obligations Incurred		Unobligated Balance of Allotment  (5) = (2) - (4)	REMARKS  (6)
			This Report  (3)	To Date  (4)		
Computer Software	10801020	12,000,000.00			12,000,000.00	
<i>Total Capital Outlays</i>		70,831,770.00			70,831,770.00	
<i>Total Continuing Appropriations Regular</i>		1,106,092,149.26			1,106,092,149.26	
<b>TOTAL CONTINUING APPROPRIATIONS</b>		1,106,092,149.26			1,106,092,149.26	
<b>TOTAL PROPER AND SECRETARIAT</b>		6,719,577,149.26	290,323,955.37	290,323,955.37	6,429,253,193.89	
<b>PROGRAM B - LOCALLY FUNDED PROJECTS</b>						
<b>SENATE RELOCATION</b>						
<b>CURRENT OPERATING EXPENDITURES</b>						
<b>Maintenance and Other Operating Expenses</b>						
Consultancy Services	50211030	9,000,000.00			9,000,000.00	
Representation Expenses	50299030	520,000.00			520,000.00	
Other Maintenance and Other Operating Ex	50299990	480,000.00			480,000.00	
<i>Total Maintenance and Other Operating Expenses</i>		10,000,000.00			10,000,000.00	
<b>Capital Outlays</b>						
Land Outlay	10601010	209,760,000.00			209,760,000.00	
Office Buildings	10604010	3,167,240,000.00			3,167,240,000.00	
<i>Total Capital Outlays</i>		3,377,000,000.00			3,377,000,000.00	
<i>Total Current Operating Expenditures</i>		3,387,000,000.00			3,387,000,000.00	
<b>TOTAL LOCALLY-FUNDED PROJECTS</b>		3,387,000,000.00			3,387,000,000.00	
<b>CONTINUING APPROPRIATIONS</b>						
<b>REGULAR</b>						
<b>Maintenance and Other Operating Expenses</b>						
Consultancy Services	50211030	4,808,000.00			4,808,000.00	
Representation Expenses	50299030	520,000.00			520,000.00	
Other Maintenance and Other Operating Ex	50299990	480,000.00			480,000.00	
<i>Total Maintenance and Other Operating Expenses</i>		5,808,000.00			5,808,000.00	



Allotment Class / Object of Expenditure (1)	Code	Allotment Received (2)	Obligations Incurred		Unobligated Balance of Allotment (5) = (2) - (4)	REMARKS (6)
			This Report (3)	To Date (4)		
Capital Outlays						
Office Buildings	10604010	4,377,000,000.00			4,377,000,000.00	
<b>Total Capital Outlays</b>		4,377,000,000.00			4,377,000,000.00	
<i>Total Continuing Appropriations Regular</i>		4,382,808,000.00			4,382,808,000.00	
<b>TOTAL CONTINUING APPROPRIATIONS</b>		4,382,808,000.00			4,382,808,000.00	
<b>TOTAL PROGRAM B</b>		7,769,808,000.00			7,769,808,000.00	
<b>GRAND TOTAL</b>		14,489,385,149.26	290,323,955.37	290,323,955.37	14,199,061,193.89	

Certified Correct:

Submitted By:

  
**RIOSA C. MANALANSAN**  
 Chief, Legislative Budget Service

  
**ATTY. MYRA MARIE D. VILLARICA**  
 Senate Secretary



**STATEMENT OF ALLOTMENT, OBLIGATIONS AND BALANCES**

As of February 28, 2021

(Summary by Source)

**DEPARTMENT**

Agency: **SENATE**

Fund: **General**

Allotment Class / Object of Expenditure  (1)	Code	Allotment Received  (2)	Obligations Incurred		Unobligated Balance of Allotment  (5) = (2) - (4)	REMARKS  (6)
			This Report  (3)	To Date  (4)		
<b>PROGRAM A1 &amp; A2</b>						
<b>SECRETARIAT AND LEGISLATIVE PROPER SERVICES</b>						
<b>CURRENT OPERATING EXPENDITURES</b>						
<b>Personnel Services</b>						
Salaries - Itemized Position	50101010	1,463,196,525.04	98,245,872.36	196,919,816.36	1,266,276,708.68	
Salary Increase	50101010-02	44,000,000.00	1,431,706.79	1,431,706.79	42,568,293.21	
Salaries & Wages - Unfilled Position	50101010-A	101,804,000.00			101,804,000.00	
Casual Wages	50101020-01	53,000,000.00	4,196,913.43	3,361,780.42	44,638,219.58	
Contractual Wages	50101020-02	19,200,000.00	1,462,068.00	2,924,136.00	16,275,864.00	
Casual Increase	50101020-12	3,200,000.00			3,200,000.00	
Contractual Increase	50101020-22	800,000.00			800,000.00	
PERA	50102010	54,712,000.00	3,639,181.81	7,285,909.08	47,426,090.92	
Representation Allowance (RA)	50102020	15,564,000.00	925,000.00	1,841,000.00	13,723,000.00	
Transportation Allowance (TA)	50102030	13,564,000.00	812,000.00	1,615,000.00	11,949,000.00	
Clothing/Uniform Allowance	50102040	14,500,000.00	10,686,000.00	10,686,000.00	3,814,000.00	
Health Workers Benefits	50102060	500,000.00	15,300.00	15,300.00	484,700.00	
Honoraria	50102100	1,200,000.00	6,750.00	6,750.00	1,193,250.00	
Longevity Pay	50102120	91,000,000.00	122,744.00	122,744.00	90,877,256.00	
Overtime Services	50102130	28,000,000.00	1,249,030.11	2,577,183.64	25,422,816.16	
Year-End Bonus	50102140	103,000,000.00			103,000,000.00	
Year-End Bonus Increase	50102140-02	6,000,000.00			6,000,000.00	
Cash Gift	50102150	12,500,000.00			12,500,000.00	
Other Bonuses and Allowances	50102990	216,800,000.00	97,800.00	196,000.00	216,604,000.00	
Provident Fund Contributions (SEF)	50103050	28,500,000.00	1,681,296.02	3,333,511.12	25,166,488.88	
Terminal Leave	50104030	30,000,000.00	3,061,483.94	3,061,483.94	26,938,516.06	



Allotment Class / Object of Expenditure (1)	Code	Allotment Received (2)	Obligations Incurred		Unobligated Balance of Allotment (5) = (2) - (4)	REMARKS (6)
			This Report (3)	To Date (4)		
Other Personnel Benefits	50104990	986,585,740.00	68,519,255.56	69,530,900.72	917,054,839.28	
<b>Total Personnel Services</b>		<b>3,287,626,265.04</b>	<b>196,252,402.07</b>	<b>309,909,222.27</b>	<b>2,977,717,042.77</b>	
<b>Personnel Services</b>						
GSIS Contribution	50103010	164,908,000.00	12,209,545.98	24,525,943.04	140,382,056.96	
GSIS (RLIP)	50103010-02	6,600,000.00			6,600,000.00	
Pag-ibig Contribution	50103020	4,000,000.00	184,400.00	370,500.00	3,629,500.00	
PhilHealth Contribution	50103030	19,000,000.00	1,080,013.99	2,168,243.40	16,831,756.60	
ECC Contribution	50103040	4,000,000.00	182,900.00	370,200.00	3,629,800.00	
<b>Total Personnel Services</b>		<b>198,508,000.00</b>	<b>13,656,859.97</b>	<b>27,434,886.44</b>	<b>171,073,113.56</b>	
<b>Total Personnel Services</b>		<b>3,486,134,265.04</b>	<b>209,909,262.04</b>	<b>337,344,108.71</b>	<b>3,148,790,156.33</b>	
<b>Maintenance and Other Operating Expenses</b>						
Travelling Expenses - Local	50201010	227,837,703.56	4,495,883.83	27,025,591.01	200,812,112.57	
Travelling Expenses - Foreign	50201020	33,828,134.00			33,828,134.00	
Training Expenses	50202010	10,100,000.00	1,309,200.00	2,711,200.00	7,388,800.00	
IT/Office Supplies Expenses	50203010	34,098,975.40	354,735.71	389,735.71	33,709,239.69	
Accountable Forms Expenses	50203020	1,263,500.00			1,263,500.00	
Welfare Good Expenses	50203060	350,000.00	300,000.00	350,000.00		
Medical, Dental & Lab. Supplies Expenses	50203080	2,500,000.00			2,500,000.00	
Fuel, Oil & Lubricants Expenses	50203090	4,105,000.00	33,695.87	33,695.87	4,071,304.13	
Military, Police & Traffic Supplies Exp.	50203120	900,000.00			900,000.00	
Semi-Expendable Office Equipment	50203210-02	500,000.00			500,000.00	
Semi-Expendable ICT Equipment	50203210-03	1,510,000.00	4,490.00	9,490.00	1,500,510.00	
Semi-Expendable Communication Equipment	50203210-07	600,000.00			600,000.00	
Semi-Expendable Disaster Response & Resc	50203210-08	1,500,000.00			1,500,000.00	
Semi-Expendable Military, Police & Securi	50203210-09	1,600,000.00			1,600,000.00	
Semi-Expendable Medical Equipment	50203210-10	1,500,000.00			1,500,000.00	
Semi-Expendable Printing Equipment	50203210-11	300,000.00			300,000.00	
Semi-Expendable Sports Equipment	50203210-12	300,000.00			300,000.00	
Semi-Expendable Other Machinery & Equipm	50203210-99	2,500,000.00			2,500,000.00	
Semi-Expendable Furniture & Fixture	50203220-01	2,000,000.00			2,000,000.00	
Semi-Expendable Books	50203220-02	2,000,000.00			2,000,000.00	
Other Supplies Expenses	50203990	17,877,313.96	246,898.36	246,898.36	17,630,415.60	
Water Expenses	50204010	5,179,552.00	2,000.00	5,139.75	5,174,412.25	
Electricity Expenses	50204020	34,000,076.00	16,500.00	16,500.00	33,983,576.00	



Allotment Class / Object of Expenditure (1)	Code	Allotment Received (2)	Obligations Incurred		Unobligated Balance of Allotment (5) = (2) - (4)	REMARKS (6)
			This Report (3)	To Date (4)		
Postage & Deliveries Expenses	50205010	512,000.00	5,000.00	8,000.00	504,000.00	
Telephone and Mobile Expense	50205020	34,450,519.16	1,207,420.56	2,000,536.42	32,449,982.74	
Internet Expenses	50205030	9,539,080.00	279,398.00	363,124.00	9,175,956.00	
Cable, Radio, Sattelite Expenses	50205040	1,505,000.00	5,000.00	5,000.00	1,500,000.00	
Confidential Expenses	50210010	100,000,000.00			100,000,000.00	
Extraordinary and Miscellaneous Expenses	50210030	414,243,915.00	25,044,300.00	53,355,500.00	360,888,415.00	
Legal Services	50211010	507,000.00	3,000.00	6,000.00	501,000.00	
Auditing Expenses	50211020	4,500,000.00	10,916.39	297,384.11	4,202,615.89	
Consultancy Services	50211030	144,901,323.93	6,763,730.66	10,289,923.39	134,911,400.54	
Other Professional Services	50211090	3,314,206.91	1,187,000.00	1,723,206.91	1,591,000.00	
Environment/Sanitary Services	50212010	800,000.00			800,000.00	
Janitorial Services	50212020	25,000,000.00			25,000,000.00	
Security Services	50212030	2,500,000.00			2,500,000.00	
Other General Services	50212990	1,500,000.00			1,500,000.00	
Repair & Maint. - Office Bldgs.	50213040-01	1,000,000.00			1,000,000.00	
Repair & Maint. - Office Equip.	50213050-02	200,000.00			200,000.00	
Repair & Maint. - IT Equipment	50213050-03	500,000.00			500,000.00	
Repair & Maint. - Communication Eqpt.	50213050-07	1,500,000.00			1,500,000.00	
Repair & Maint.-Fire Equipment	50213050-09	300,000.00			300,000.00	
Repair & Maint. - Medical, Dental, etc.	50213050-11	200,000.00			200,000.00	
Repair & Maint. - Motor Vehicle	50213060-01	2,200,000.00	10,000.00	125,727.00	2,074,273.00	
Repair & Maint. - Furn. & Fixtures	50213070	500,000.00			500,000.00	
Rep&Maint-Semi Exp-Office Equip	50213210-02	100,000.00			100,000.00	
Rep&Maint-Semi Exp-IT Equip	50213210-03	100,000.00			100,000.00	
Rep&Maint-Semi Exp-Disaster Response	50213210-08	100,000.00			100,000.00	
Rep&Maint-Semi Exp-Other Machinery Equip	50213210-99	100,000.00			100,000.00	
Rep&Maint-Semi Exp-Furniture&Fixturre	50213220-01	100,000.00			100,000.00	
Repair & Maint. - Other Property, etc.	50213990	2,300,000.00	860,518.92	860,518.92	1,439,481.08	
Taxes, Duties and Licenses	50215010	1,000,000.00			1,000,000.00	
Fidelity Bond Premium	50215020	1,000,000.00			1,000,000.00	
Insurance Premiums	50215030	3,000,000.00	60,176.91	1,771,544.99	1,228,455.01	
Advertisement Expenses	50299010	4,186,000.00			4,186,000.00	
Printing & Binding Expenses	50299020	4,871,000.00	761,000.00	1,430,000.00	3,441,000.00	
Representation Expenses	50299030	97,829,009.22	3,112,426.89	8,007,528.88	89,821,480.34	
Transportation & Delivery Expenses	50299040	782,000.00			782,000.00	



Allotment Class / Object of Expenditure (1)	Code	Allotment Received (2)	Obligations Incurred		Unobligated Balance of Allotment (5) = (2) - (4)	REMARKS (6)
			This Report (3)	To Date (4)		
Rent Expenses	50299050	319,639,840.00	2,007,913.27	52,209,318.03	267,430,521.97	
Membership Dues & Contribution to Orgns	50299060	1,947,000.00			1,947,000.00	
Subscription Expenses	50299070	18,621,556.00	801,266.00	1,191,807.90	17,429,748.10	
Other Maintenance and Other Operating Ex	50299990	485,651,029.80	31,432,735.50	78,560,954.32	407,090,075.48	
<b>Total Maintenance and Other Operating Expenses</b>		<b>2,077,350,734.96</b>	<b>80,315,206.87</b>	<b>242,994,325.57</b>	<b>1,834,356,409.39</b>	
<b>Capital Outlays</b>						
Office Equipment	10605020	8,050,000.00	123,880.00	228,880.00	7,821,120.00	
IT Equipment	10605030	8,650,000.00	342,000.00	446,990.00	8,103,010.00	
Communication Equipment	10605070	3,000,000.00			3,000,000.00	
Firefighting Equipment & Accessories	10605090-01	2,500,000.00			2,500,000.00	
Military, Police & Security Equipment	10605100	2,500,000.00			2,500,000.00	
Medical, Dental & Laboratory Equipment	10605110	1,500,000.00			1,500,000.00	
Printing Equipment	10605120	1,500,000.00			1,500,000.00	
Sports Equipment	10605130	500,000.00			500,000.00	
Motor Vehicles	10606010	3,500,000.00			3,500,000.00	
Furniture & Fixture Equipment	10607010	1,500,000.00			1,500,000.00	
Library Books	10607020	1,500,000.00			1,500,000.00	
Other Property, etc.	10699990	9,400,000.00			9,400,000.00	
Computer Software	10801020	6,000,000.00			6,000,000.00	
<b>Total Capital Outlays</b>		<b>50,000,000.00</b>	<b>465,880.00</b>	<b>675,870.00</b>	<b>49,324,130.00</b>	
<b>Total Current Operating Expenditures</b>		<b>5,613,485,000.00</b>	<b>290,690,348.91</b>	<b>531,014,304.28</b>	<b>5,032,470,695.72</b>	
<b>TOTAL CURRENT OPERATING EXPENDITURES</b>		<b>5,613,485,000.00</b>	<b>290,690,348.91</b>	<b>531,014,304.28</b>	<b>5,032,470,695.72</b>	
<b>CONTINUING APPROPRIATIONS</b>						
<b>REGULAR</b>						
Maintenance and Other Operating Expenses						
Travelling Expenses - Local	50201010	176,781,762.86	18,142,790.10	18,142,790.10	158,638,972.76	
Travelling Expenses - Foreign	50201020	15,476,772.00			15,476,772.00	
Training Expenses	50202010	240,000.00			240,000.00	
IT/Office Supplies Expenses	50203010	8,843,579.44			8,843,579.44	
Accountable Forms Expenses	50203020	5,800.00			5,800.00	
Welfare Good Expenses	50203060	9,378,909.31			9,378,909.31	



Allotment Class / Object of Expenditure (1)	Code	Allotment Received (2)	Obligations Incurred		Unobligated Balance of Allotment (5) = (2) - (4)	REMARKS (6)
			This Report (3)	To Date (4)		
Semi-Expendable Office Equipment	50203210-02	100,000.00			100,000.00	
Semi-Expendable ICT Equipment	50203210-03	100,600.00			100,600.00	
Semi-Expendable Other Machinery & Equipm	50203210-99	214.32			214.32	
Other Supplies Expenses	50203990	2,475,115.34			2,475,115.34	
Water Expenses	50204010	5,034,108.00	521,602.84	521,602.84	5,512,505.16	
Electricity Expenses	50204020	30,149,283.00	3,928,428.75	3,928,428.75	26,220,854.25	
Postage & Deliveries Expenses	50205010	15,000.00			15,000.00	
Telephone and Mobile Expense	50205020	9,506,199.28	4,805.59	4,805.59	9,501,393.69	
Internet Expenses	50205030	2,528,060.00	74,080.00	74,080.00	2,453,980.00	
Confidential Expenses	50210010	100,000,000.00			100,000,000.00	
Extraordinary and Miscellaneous Expenses	50210030	56,596,867.00	3,459,400.00	3,459,400.00	53,137,467.00	
Legal Services	50211010	2,500.00			2,500.00	
Consultancy Services	50211030	190,887,528.14	4,850,607.53	4,850,607.53	186,036,920.61	
Other Professional Services	50211990	20,385,064.52	921,206.91	921,206.91	19,463,857.61	
Janitorial Services	50212020	24,954,330.48	2,989,825.38	2,989,825.38	21,964,505.10	
Security Services	50212030	4,000,000.00			4,000,000.00	
Repair & Maint. - Motor Vehicle	50213060-01	500,000.00			500,000.00	
Fidelity Bond Premium	50215020	30,000.00			30,000.00	
Printing & Binding Expenses	50299020	40,000.00			40,000.00	
Representation Expenses	50299030	48,425,942.75	1,910,665.10	1,910,665.10	46,515,277.65	
Rent Expenses	50299050	127,320,370.59	10,080,000.00	10,080,000.00	117,240,370.59	
Subscription Expenses	50299070	1,529,575.97			1,529,575.97	
Other Maintenance and Other Operating Ex	50299990	198,952,796.26	16,924,650.27	16,924,650.27	182,028,145.99	
<b>Total Maintenance and Other Operating Expenses</b>		<b>1,035,260,379.26</b>	<b>63,808,062.47</b>	<b>63,808,062.47</b>	<b>971,452,316.79</b>	
<b>Capital Outlays</b>						
Office Equipment	10605020	4,859,443.00			4,859,443.00	
IT Equipment	10605030	22,256,660.00			22,256,660.00	
Communication Equipment	10605070	800,000.00			800,000.00	
Firefighting Equipment & Accessories	10605090-01	300,000.00			300,000.00	
Military, Police & Security Equipment	10605100	3,500,000.00			3,500,000.00	
Medical, Dental & Laboratory Equipment	10605110	1,400,000.00			1,400,000.00	
Sports Equipment	10605130	500,000.00			500,000.00	
Motor Vehicles	10606010	6,871,112.00			6,871,112.00	



Allotment Class / Object of Expenditure (1)	Code	Allotment Received (2)	Obligations Incurred		Unobligated Balance of Allotment (5) = (2) - (4)	REMARKS (6)
			This Report (3)	To Date (4)		
Furniture & Fixture Equipment	10607010	933,749.00			933,749.00	
Library Books	10607020	1,500,000.00			1,500,000.00	
Other Property, etc.	10699990	15,910,801.00			15,910,801.00	
Computer Software	10801020	12,000,000.00			12,000,000.00	
<b>Total Capital Outlays</b>		<b>70,831,770.00</b>			<b>70,831,770.00</b>	
<b>Total Continuing Appropriations Regular</b>		<b>1,106,092,149.26</b>	<b>63,808,062.47</b>	<b>63,808,062.47</b>	<b>1,042,284,086.79</b>	
<b>TOTAL CONTINUING APPROPRIATIONS</b>		<b>1,106,092,149.26</b>	<b>63,808,062.47</b>	<b>63,808,062.47</b>	<b>1,042,284,086.79</b>	
<b>TOTAL PROPER AND SECRETARIAT</b>		<b>6,719,577,149.26</b>	<b>354,498,411.38</b>	<b>344,822,366.75</b>	<b>6,074,754,732.51</b>	
<b>PROGRAM B - LOCALLY FUNDED PROJECTS</b>						
<b>SENATE RELOCATION</b>						
<b>CURRENT OPERATING EXPENDITURES</b>						
<b>Maintenance and Other Operating Expenses</b>						
Consultancy Services	50211030	9,000,000.00	402,000.00	402,000.00	8,598,000.00	
Representation Expenses	50299030	520,000.00			520,000.00	
Other Maintenance and Other Operating Ex	50299990	480,000.00			480,000.00	
<b>Total Maintenance and Other Operating Expenses</b>		<b>10,000,000.00</b>	<b>402,000.00</b>	<b>402,000.00</b>	<b>9,598,000.00</b>	
<b>Capital Outlays</b>						
Land Outlay	10601010	209,760,000.00			209,760,000.00	
Office Buildings	10604010	3,167,240,000.00			3,167,240,000.00	
<b>Total Capital Outlays</b>		<b>3,377,000,000.00</b>			<b>3,377,000,000.00</b>	
<b>Total Current Operating Expenditures</b>		<b>3,387,000,000.00</b>	<b>402,000.00</b>	<b>402,000.00</b>	<b>3,386,598,000.00</b>	
<b>TOTAL LOCALLY-FUNDED PROJECTS</b>		<b>3,387,000,000.00</b>	<b>402,000.00</b>	<b>402,000.00</b>	<b>3,386,598,000.00</b>	
<b>CONTINUING APPROPRIATIONS</b>						
<b>REGULAR</b>						
<b>Maintenance and Other Operating Expenses</b>						
Consultancy Services	50211030	4,808,000.00	402,000.00	402,000.00	4,406,000.00	
Representation Expenses	50299030	520,000.00			520,000.00	
Other Maintenance and Other Operating Ex	50299990	480,000.00			480,000.00	





Allotment Class / Object of Expenditure (1)	Code	Allotment Received (2)	Obligations Incurred		Unobligated Balance of Allotment (5) = (2) - (4)	REMARKS (6)
			This Report (3)	To Date (4)		
<i>Total Maintenance and Other Operating Expenses</i>		5,808,000.00	402,000.00	402,000.00	5,406,000.00	
Capital Outlays						
Office Buildings	10604010	4,377,000,000.00			4,377,000,000.00	
<i>Total Capital Outlays</i>		4,377,000,000.00			4,377,000,000.00	
<i>Total Continuing Appropriations Regular</i>		4,382,808,000.00	402,000.00	402,000.00	4,382,406,000.00	
<b>TOTAL CONTINUING APPROPRIATIONS</b>		4,382,808,000.00	402,000.00	402,000.00	4,382,406,000.00	
<b>TOTAL PROGRAM B</b>		7,769,808,000.00	804,000.00	804,000.00	7,769,004,000.00	
<b>GRAND TOTAL</b>		14,489,385,149.26	355,302,411.38	645,626,366.75	13,843,758,782.51	

Certified Correct:

Submitted By:

  
**RIOSA C. MANALANSAN**  
 Chief, Legislative Budget Service  


  
**ATTY. MYRA MARIE D. VILLARICA**  
 Senate Secretary  


**STATEMENT OF ALLOTMENT, OBLIGATIONS AND BALANCES**

As of March 31, 2021

(Summary by Source)

DEPARTMENT

Agency:

SENATE

Fund:

General

Allotment Class / Object of Expenditure  (1)	Code	Allotment Received  (2)	Obligations Incurred		Unobligated Balance of Allotment  (5) = (2) - (4)	REMARKS  (6)
			This Report  (3)	To Date  (4)		
<b>PROGRAM A1 &amp; A2</b>						
<b>SECRETARIAT AND LEGISLATIVE PROPER SERVICES</b>						
<b>CURRENT OPERATING EXPENDITURES</b>						
<b>Personnel Services</b>						
Salaries - Itemized Position	50101010	1,458,538,808.06	97,870,140.28	294,789,956.62	1,163,796,651.44	
Salary Increase	50101010-02	44,000,000.00	6,182,857.02	7,614,563.81	36,385,436.19	
Salaries & Wages - Unfilled Position	50101010-A	101,804,000.00			101,804,000.00	
Casual Wages	50101020-01	53,000,000.00	4,173,812.00	12,535,592.42	40,464,407.58	
Contractual Wages	50101020-02	19,200,000.00	1,384,280.00	4,308,416.00	14,891,584.00	
Casual Increase	50101020-12	3,200,000.00	609,096.00	609,096.00	2,590,904.00	
Contractual Increase	50101020-22	800,000.00	109,254.00	109,254.00	690,746.00	
PERA	50102010	54,620,000.00	3,615,990.91	10,901,899.99	43,718,100.01	
Representation Allowance (RA)	50102020	15,564,000.00	924,000.00	2,765,000.00	12,799,000.00	
Transportation Allowance (TA)	50102030	13,564,000.00	811,000.00	2,426,000.00	11,138,000.00	
Clothing/Uniform Allowance	50102040	14,500,000.00	6,000.00	10,692,000.00	3,808,000.00	
Health Workers Benefits	50102060	500,000.00		15,300.00	484,700.00	
Honoraria	50102100	1,200,000.00	12,875.00	19,625.00	1,180,375.00	
Longevity Pay	50102120	91,000,000.00	41,910,690.14	42,033,434.14	48,966,565.86	
Overtime Services	50102130	28,000,000.00	-634,694.74	1,942,489.10	26,057,510.90	
Year-End Bonus	50102140	103,000,000.00	460.00	460.00	102,999,540.00	
Year-End Bonus Increase	50102140-02	6,000,000.00			6,000,000.00	
Cash Gift	50102150	12,500,000.00			12,500,000.00	
Other Bonuses and Allowances	50102990	216,800,000.00	97,000.00	293,000.00	216,507,000.00	
Provident Fund Contributions (SEF)	50103050	28,500,000.00		3,333,511.12	25,166,488.88	
Terminal Leave	50104030	30,000,000.00	49,905.59	3,111,389.53	26,888,610.47	



Allotment Class / Object of Expenditure (1)	Code	Allotment Received (2)	Obligations Incurred		Unobligated Balance of Allotment (5) = (2) - (4)	REMARKS (6)
			This Report (3)	To Date (4)		
Other Personnel Benefits	50104990	986,561,740.00	92,799,827.28	182,330,728.00	824,231,012.00	
<b>Total Personnel Services</b>		<b>3,282,900,548.06</b>	<b>249,922,493.46</b>	<b>559,831,715.73</b>	<b>2,723,068,832.33</b>	
Personnel Services						
GSIS Contribution	50103010	164,908,000.00	12,191,728.32	36,717,671.36	128,190,328.64	
GSIS (RLIP)	50103010-02	6,600,000.00	338,664.24	338,664.24	6,261,335.76	
Pag-Ibig Contribution	50103020	4,000,000.00	180,700.00	551,200.00	3,448,800.00	
PhilHealth Contribution	50103030	19,000,000.00	1,096,573.06	3,264,816.46	15,735,183.54	
ECC Contribution	50103040	4,000,000.00	180,900.00	551,100.00	3,448,900.00	
<b>Total Personnel Services</b>		<b>198,508,000.00</b>	<b>13,988,565.62</b>	<b>41,423,452.06</b>	<b>157,084,547.94</b>	
<b>Total Personnel Services</b>		<b>3,481,408,548.06</b>	<b>263,911,059.08</b>	<b>601,255,167.79</b>	<b>2,880,153,380.27</b>	
Maintenance and Other Operating Expenses						
Travelling Expenses - Local	50201010	224,502,902.90	4,002,807.99	31,028,399.00	193,474,503.90	
Travelling Expenses - Foreign	50201020	33,591,134.00			33,591,134.00	
Training Expenses	50202010	11,727,000.00	1,623,000.00	4,334,200.00	7,392,800.00	
IT/Office Supplies Expenses	50203010	33,043,851.10	142,110.00	531,845.71	32,512,005.39	
Accountable Forms Expenses	50203020	1,264,000.00			1,264,000.00	
Welfare Good Expenses	50203060	650,000.00		350,000.00	300,000.00	
Medical, Dental & Lab. Supplies Expenses	50203080	2,500,000.00	27,999.00	27,999.00	2,472,001.00	
Fuel, Oil & Lubricants Expenses	50203090	4,105,000.00	47,604.80	81,300.67	4,023,699.33	
Military, Police & Traffic Supplies Exp.	50203120	900,000.00			900,000.00	
Semi-Expendable Office Equipment	50203210-02	500,000.00			500,000.00	
Semi-Expendable ICT Equipment	50203210-03	1,510,000.00		9,490.00	1,500,510.00	
Semi-Expendable Communication Equipment	50203210-07	600,000.00			600,000.00	
Semi-Expendable Disaster Response & Resc	50203210-08	1,500,000.00			1,500,000.00	
Semi-Expendable Military, Police & Securi	50203210-09	1,600,000.00			1,600,000.00	
Semi-Expendable Medical Equipment	50203210-10	1,500,000.00			1,500,000.00	
Semi-Expendable Printing Equipment	50203210-11	300,000.00			300,000.00	
Semi-Expendable Sports Equipment	50203210-12	300,000.00			300,000.00	
Semi-Expendable Other Machinery & Equipm	50203210-99	2,500,000.00	33,702.00	33,702.00	2,466,298.00	
Semi-Expendable Furniture & Fixture	50203220-01	2,000,000.00			2,000,000.00	
Semi-Expendable Books	50203220-02	2,000,000.00			2,000,000.00	
Other Supplies Expenses	50203990	17,280,842.94	238,357.00	485,255.36	16,795,587.58	
Water Expenses	50204010	5,112,476.00	653.50	5,793.25	5,106,682.75	
Electricity Expenses	50204020	33,619,938.00	16,500.00	33,000.00	33,586,938.00	



Allotment Class / Object of Expenditure (1)	Code	Allotment Received (2)	Obligations Incurred		Unobligated Balance of Allotment (5) = (2) - (4)	REMARKS (5)
			This Report (3)	To Date (4)		
Postage & Deliveries Expenses	50205010	516,962.00	2,962.00	10,962.00	506,000.00	
Telephone and Mobile Expense	50205020	33,749,376.74	990,431.13	2,990,967.55	30,758,409.19	
Internet Expenses	50205030	9,416,440.00	182,624.00	545,743.00	8,870,692.00	
Cable, Radio, Sattelite Expenses	50205040	1,510,000.00	2,510.00	7,610.00	1,502,390.00	
Confidential Expenses	50210010	100,000,000.00			100,000,000.00	
Extraordinary and Miscellaneous Expenses	50210030	418,884,643.00	48,139,234.15	101,494,734.15	317,389,906.85	
Legal Services	50211010	514,000.00	6,000.00	12,000.00	502,000.00	
Auditing Expenses	50211020	4,500,000.00	1,410.15	298,794.26	4,201,205.74	
Consultancy Services	50211030	140,915,447.61	2,355,479.77	12,645,403.16	128,270,044.45	
Other Professional Services	50211990	4,448,206.91	1,058,000.00	2,781,206.91	1,667,000.00	
Environment/Sanitary Services	50212010	800,000.00	29,000.00	29,000.00	771,000.00	
Janitorial Services	50212020	25,000,000.00	94.31	94.31	24,999,905.69	
Security Services	50212030	2,500,000.00	482,187.00	482,187.00	2,037,813.00	
Other General Services	50212990	1,500,000.00			1,500,000.00	
Repair & Maint. - Office Bldgs.	50213040-01	1,000,000.00			1,000,000.00	
Repair & Maint. - Office Equip.	50213050-02	200,000.00			200,000.00	
Repair & Maint. - IT Equipment	50213050-03	500,000.00			500,000.00	
Repair & Maint. - Communication Eqpt.	50213050-07	1,500,000.00			1,500,000.00	
Repair & Maint.-Fire Equipment	50213050-09	300,000.00			300,000.00	
Repair & Maint. - Medical, Dental, etc.	50213050-11	200,000.00			200,000.00	
Repair & Maint. - Motor Vehicle	50213060-01	2,200,000.00	68,409.70	194,136.70	2,005,863.30	
Repair & Maint. - Furn. & Fixtures	50213070	500,000.00			500,000.00	
Rep&Maint-Semi Exp-Office Equip	50213210-02	100,000.00			100,000.00	
Rep&Maint-Semi Exp-IT Equip	50213210-03	100,000.00			100,000.00	
Rep&Maint-Semi Exp-Disaster Response	50213210-08	100,000.00			100,000.00	
Rep&Maint-Semi Exp-Other Machinery Equip	50213210-99	100,000.00			100,000.00	
Rep&Maint-Semi Exp-Furniture&Fixturre	50213220-01	100,000.00			100,000.00	
Repair & Maint. - Other Property, etc.	50213990	2,300,000.00		360,518.92	1,439,481.08	
Taxes, Duties and Licenses	50215010	1,000,000.00			1,000,000.00	
Fidelity Bond Premium	50215020	1,011,250.00	71,250.00	71,250.00	940,000.00	
Insurance Premiums	50215030	3,000,000.00		1,771,544.99	1,228,455.01	
Advertisement Expenses	50299010	4,186,000.00			4,186,000.00	
Printing & Binding Expenses	50299020	5,597,000.00	726,000.00	2,156,000.00	3,441,000.00	
Representation Expenses	50299030	97,444,803.33	3,248,583.90	11,256,112.78	86,188,690.55	
Transportation & Delivery Expenses	50299040	782,000.00			782,000.00	



Allotment Class / Object of Expenditure (1)	Code	Allotment Received (2)	Obligations Incurred		Unobligated Balance of Allotment (5) = (2) - (4)	REMARKS (6)
			This Report (3)	To Date (4)		
Rent Expenses	50299050	317,198,093.00	2,609,467.80	54,818,785.83	262,379,307.17	
Membership Dues & Contribution to Orgns	50299060	1,947,000.00	1,068,191.55	1,068,191.55	878,808.45	
Subscription Expenses	50299070	17,973,076.00	312,778.00	1,504,585.90	16,468,490.10	
Other Maintenance and Other Operating Ex	50299990	495,655,008.41	30,573,717.46	109,134,671.78	386,520,336.63	
<b>Total Maintenance and Other Operating Expenses</b>		<b>2,081,856,451.94</b>	<b>98,041,165.21</b>	<b>341,035,490.78</b>	<b>1,740,820,961.16</b>	
<b>Capital Outlays</b>						
Office Equipment	10605020	7,900,000.00		228,880.00	7,671,120.00	
IT Equipment	10605030	8,550,000.00		446,990.00	8,103,010.00	
Communication Equipment	10605070	3,000,000.00			3,000,000.00	
Firefighting Equipment & Accessories	10605090-01	2,500,000.00			2,500,000.00	
Military, Police & Security Equipment	10605100	2,500,000.00			2,500,000.00	
Medical, Dental & Laboratory Equipment	10605110	1,500,000.00			1,500,000.00	
Printing Equipment	10605120	1,500,000.00			1,500,000.00	
Sports Equipment	10605130	500,000.00			500,000.00	
Motor Vehicles	10606010	3,500,000.00			3,500,000.00	
Furniture & Fixture Equipment	10607010	1,500,000.00			1,500,000.00	
Library Books	10607020	1,500,000.00			1,500,000.00	
Other Property, etc.	10699990	9,770,000.00			9,770,000.00	
Computer Software	10801020	6,000,000.00			6,000,000.00	
<b>Total Capital Outlays</b>		<b>50,220,000.00</b>		<b>675,870.00</b>	<b>49,544,130.00</b>	
<b>Total Current Operating Expenditures</b>		<b>5,613,485,000.00</b>	<b>361,952,224.29</b>	<b>942,966,528.57</b>	<b>4,670,518,471.43</b>	
<b>TOTAL CURRENT OPERATING EXPENDITURES</b>		<b>5,613,485,000.00</b>	<b>361,952,224.29</b>	<b>942,966,528.57</b>	<b>4,670,518,471.43</b>	
<b>CONTINUING APPROPRIATIONS</b>						
<b>REGULAR</b>						
<b>Maintenance and Other Operating Expenses</b>						
Travelling Expenses - Local	50201010	175,699,679.13	18,436,050.74	36,578,840.84	139,120,838.29	
Travelling Expenses - Foreign	50201020	13,331,646.00			13,331,646.00	
Training Expenses	50202010	240,000.00			240,000.00	
IT/Office Supplies Expenses	50203010	8,367,132.24			8,367,132.24	
Accountable Forms Expenses	50203020	5,800.00			5,800.00	
Welfare Good Expenses	50203060	9,311,409.31			9,311,409.31	



Allotment Class / Object of Expenditure (1)	Code	Allotment Received (2)	Obligations Incurred		Unobligated Balance of Allotment (5) = (2) - (4)	REMARKS (6)
			This Report (3)	To Date (4)		
Semi-Expendable Office Equipment	50203210-02	100,000.00			100,000.00	
Semi-Expendable ICT Equipment	50203210-03	100,600.00			100,600.00	
Semi-Expendable Other Machinery & Equipm	50203210-99	214.32			214.32	
Other Supplies Expenses	50203990	1,958,000.82			1,958,000.82	
Water Expenses	50204010	6,034,108.00	525,393.00	1,046,995.84	4,987,112.16	
Electricity Expenses	50204020	30,149,283.00	1,489,183.07	5,417,611.82	24,731,671.18	
Postage & Deliveries Expenses	50205010	15,000.00	1,000.00	1,000.00	14,000.00	
Telephone and Mobile Expense	50205020	9,910,250.08	160,851.75	166,657.34	9,744,592.74	
Internet Expenses	50205030	2,460,040.00	65,956.00	140,036.00	2,320,004.00	
Confidential Expenses	50210010	100,000,000.00			100,000,000.00	
Extraordinary and Miscellaneous Expenses	50210030	56,431,367.00	3,459,814.29	6,919,214.29	49,512,152.71	
Legal Services	50211010	2,500.00			2,500.00	
Consultancy Services	50211030	181,679,216.37	15,115,740.87	19,966,348.40	161,712,867.97	
Other Professional Services	50211990	23,601,064.52	2,045,206.91	2,966,413.82	20,634,650.70	
Janitorial Services	50212020	24,954,330.48	73,108.02	3,067,834.40	21,886,396.08	
Security Services	50212030	4,000,000.00			4,000,000.00	
Repair & Maint. - Motor Vehicle	50213060-01	500,000.00	50,000.00	50,000.00	450,000.00	
Fidelity Bond Premium	50215020	97,500.00	67,500.00	67,500.00	30,000.00	
Printing & Binding Expenses	50299020	40,000.00			40,000.00	
Representation Expenses	50299030	47,802,417.55	2,414,425.74	4,325,090.84	43,477,326.71	
Rent Expenses	50299050	127,380,176.71	116,008.00	10,198,008.00	117,182,168.71	
Subscription Expenses	50299070	2,722,175.00	250,000.00	250,000.00	2,472,175.00	
Other Maintenance and Other Operating Ex	50299990	207,966,468.73	18,379,243.42	35,303,893.69	172,662,575.04	
<b>Total Maintenance and Other Operating Expenses</b>		<b>1,034,860,379.26</b>	<b>62,656,482.81</b>	<b>126,464,545.28</b>	<b>908,395,833.98</b>	
<b>Capital Outlays</b>						
Office Equipment	10605020	4,859,448.00			4,859,448.00	
IT Equipment	10605030	22,656,660.00			22,656,660.00	
Communication Equipment	10605070	800,000.00			800,000.00	
Firefighting Equipment & Accessories	10605090-01	300,000.00			300,000.00	
Military, Police & Security Equipment	10605100	3,500,000.00			3,500,000.00	
Medical, Dental & Laboratory Equipment	10605110	1,400,000.00			1,400,000.00	
Sports Equipment	10605130	500,000.00			500,000.00	
Motor Vehicles	10606010	6,371,112.00			6,371,112.00	



Allotment Class / Object of Expenditure (1)	Code	Allotment Received (2)	Obligations Incurred		Unobligated Balance of Allotment (5) = (2) - (4)	REMARKS (6)
			This Report (3)	To Date (4)		
Furniture & Fixture Equipment	10607010	933,749.00			933,749.00	
Library Books	10607020	1,500,000.00			1,500,000.00	
Other Property, etc.	10699990	15,910,801.00			15,910,801.00	
Computer Software	10801020	12,000,000.00			12,000,000.00	
<b>Total Capital Outlays</b>		<b>71,231,770.00</b>			<b>71,231,770.00</b>	
<b>Total Continuing Appropriations Regular</b>		<b>1,106,092,149.26</b>	<b>62,656,482.81</b>	<b>126,464,545.28</b>	<b>979,627,603.96</b>	
<b>TOTAL CONTINUING APPROPRIATIONS</b>		<b>1,106,092,149.26</b>	<b>62,656,482.81</b>	<b>126,464,545.28</b>	<b>979,627,603.96</b>	
<b>TOTAL PROPER AND SECRETARIAT</b>		<b>6,719,577,149.26</b>	<b>424,608,707.10</b>	<b>1,069,431,073.85</b>	<b>5,650,146,075.41</b>	
<b>PROGRAM B - LOCALLY FUNDED PROJECTS</b>						
<b>SENATE RELOCATION</b>						
<b>CURRENT OPERATING EXPENDITURES</b>						
<b>Maintenance and Other Operating Expenses</b>						
Consultancy Services	50211030	9,000,000.00		402,000.00	8,598,000.00	
Representation Expenses	50299030	520,000.00			520,000.00	
Other Maintenance and Other Operating Ex	50299990	460,000.00			460,000.00	
<b>Total Maintenance and Other Operating Expenses</b>		<b>10,000,000.00</b>		<b>402,000.00</b>	<b>9,598,000.00</b>	
<b>Capital Outlays</b>						
Land Outlay	10601010	209,760,000.00			209,760,000.00	
Office Buildings	10604010	3,167,240,000.00			3,167,240,000.00	
<b>Total Capital Outlays</b>		<b>3,377,000,000.00</b>			<b>3,377,000,000.00</b>	
<b>Total Current Operating Expenditures</b>		<b>3,387,000,000.00</b>		<b>402,000.00</b>	<b>3,386,598,000.00</b>	
<b>TOTAL LOCALLY-FUNDED PROJECTS</b>		<b>3,387,000,000.00</b>		<b>402,000.00</b>	<b>3,386,598,000.00</b>	
<b>CONTINUING APPROPRIATIONS</b>						
<b>REGULAR</b>						
<b>Maintenance and Other Operating Expenses</b>						
Consultancy Services	50211030	4,808,000.00	402,000.00	804,000.00	4,004,000.00	
Representation Expenses	50299030	520,000.00			520,000.00	
Other Maintenance and Other Operating Ex	50299990	480,000.00			480,000.00	

Allotment Class / Object of Expenditure (1)	Code	Allotment Received (2)	Obligations Incurred		Unobligated Balance of Allotment (5) = (2) - (4)	REMARKS (6)
			This Report (3)	To Date (4)		
<i>Total Maintenance and Other Operating Expenses</i>		5,808,000.00	402,000.00	804,000.00	5,004,000.00	
Capital Outlays						
Office Buildings	10604010	4,377,000,000.00			4,377,000,000.00	
<i>Total Capital Outlays</i>		4,377,000,000.00			4,377,000,000.00	
<i>Total Continuing Appropriations Regular</i>		4,382,808,000.00	402,000.00	804,000.00	4,382,004,000.00	
<b>TOTAL CONTINUING APPROPRIATIONS</b>		4,382,808,000.00	402,000.00	804,000.00	4,382,004,000.00	
<b>TOTAL PROGRAM B</b>		7,759,808,000.00	402,000.00	1,206,000.00	7,752,602,000.00	
<b>GRAND TOTAL</b>		14,489,335,149.26	425,010,707.10	1,070,537,073.85	13,418,748,075.41	

Certified Correct:

  
**RIOS A. C. MANALANSAN**  
 Chief, Legislative Budget Service  
 LP

Submitted By:

  
**ATTY. MYRA MARIE D. VILLARICA**  
 Senate Secretary  
 ds



**STATEMENT OF ALLOTMENT, OBLIGATIONS AND BALANCES**

As of April 30, 2021

(Summary by Source)

DEPARTMENT  
Agency: SENATE  
Fund: General

Allotment Class / Object of Expenditure  (1)	Code	Allotment Received  (2)	Obligations Incurred		Unobligated Balance of Allotment  (5) = (2) - (4)	REMARKS  (6)
			This Report  (3)	To Date  (4)		
PROGRAM A1 & A2						
SECRETARIAT AND LEGISLATIVE PROPER SERVICES						
CURRENT OPERATING EXPENDITURES						
Personnel Services						
Salaries - Itemized Position	50101010	1,453,842,091.08	98,133,537.96	392,923,494.58	1,060,918,596.50	
Salary Increase	50101010-02	44,000,000.00	2,630,780.22	10,245,344.03	33,754,855.97	
Salaries & Wages - Unfilled Position	50101010-A	101,804,000.00			101,804,000.00	
Casual Wages	50101020-01	53,000,000.00	4,171,161.00	16,706,753.42	36,293,246.58	
Contractual Wages	50101020-02	19,200,000.00	1,384,280.00	5,692,696.00	13,507,304.00	
Casual Increase	50101020-12	3,200,000.00	203,646.00	812,742.00	2,387,258.00	
Contractual Increase	50101020-22	800,000.00	35,386.00	144,640.00	655,360.00	
PERA	50102010	54,528,000.00	3,622,545.46	14,524,445.45	40,003,554.55	
Representation Allowance (RA)	50102020	15,564,000.00	914,250.00	3,679,250.00	11,884,750.00	
Transportation Allowance (TA)	50102030	13,564,000.00	801,250.00	3,227,250.00	10,336,750.00	
Clothing/Uniform Allowance	50102040	14,500,000.00	12,000.00	10,704,000.00	3,796,000.00	
Health Workers Benefits	50102060	500,000.00	15,350.00	30,650.00	469,350.00	
Honoraria	50102100	1,200,000.00	24,625.00	44,250.00	1,155,750.00	
Longevity Pay	50102120	91,000,000.00	156,731.00	42,190,165.14	48,809,834.86	
Overtime Services	50102130	28,000,000.00	134,760.22	2,077,249.32	25,922,750.68	
Year-End Bonus	50102140	103,000,000.00		460.00	102,999,540.00	
Year-End Bonus Increase	50102140-02	6,000,000.00			6,000,000.00	
Cash Gift	50102150	12,500,000.00			12,500,000.00	
Other Bonuses and Allowances	50102990	216,800,000.00	99,529.03	392,529.03	216,407,470.97	
Provident Fund Contributions (SEF)	50103050	28,500,000.00		3,333,511.12	25,166,488.88	
Terminal Leave	50104030	30,000,000.00	1,414,045.30	4,525,434.83	25,474,565.17	



Allotment Class / Object of Expenditure  (1)	Code	Allotment Received  (2)	Obligations Incurred		Unobligated Balance of Allotment  (5) = (2) - (4)	REMARKS  (6)
			This Report  (3)	To Date  (4)		
Other Personnel Benefits	50104990	986,537,740.00	98,669,986.69	261,000,714.69	725,537,025.31	
<b>Total Personnel Services</b>		<b>3,278,039,831.08</b>	<b>212,423,863.88</b>	<b>772,255,579.61</b>	<b>2,505,784,251.47</b>	
Personnel Services						
GSIS Contribution	50103010	164,908,000.00	12,246,548.76	48,964,220.12	115,943,779.88	
GSIS (RLIP)	50103010-02	6,600,000.00	993,611.18	1,332,275.42	5,267,724.58	
Pag-Ibig Contribution	50103020	4,000,000.00	180,700.00	731,900.00	3,268,100.00	
PhilHealth Contribution	50103030	19,000,000.00	1,099,510.30	4,364,325.78	14,635,673.24	
ECC Contribution	50103040	4,000,000.00	181,100.00	732,200.00	3,267,800.00	
<b>Total Personnel Services</b>		<b>198,508,000.00</b>	<b>14,701,470.24</b>	<b>56,124,922.30</b>	<b>142,383,077.70</b>	
<b>Total Personnel Services</b>		<b>3,476,547,831.08</b>	<b>227,125,334.12</b>	<b>828,380,501.91</b>	<b>2,648,167,329.17</b>	
Maintenance and Other Operating Expenses						
Travelling Expenses - Local	50201010	221,046,777.34	3,798,963.50	34,827,362.50	186,219,414.84	
Travelling Expenses - Foreign	50201020	33,591,134.00			33,591,134.00	
Training Expenses	50202010	13,419,000.00	1,667,000.00	6,001,200.00	7,417,800.00	
IT/Office Supplies Expenses	50203010	31,968,827.80	164,827.95	696,673.66	31,272,154.14	
Accountable Forms Expenses	50203020	1,264,500.00			1,264,500.00	
Welfare Good Expenses	50203060	950,000.00		350,000.00	600,000.00	
Medical, Dental & Lab. Supplies Expenses	50203080	2,500,000.00	112,990.00	140,989.00	2,359,011.00	
Fuel, Oil & Lubricants Expenses	50203090	4,105,000.00	25,655.98	106,956.65	3,998,043.35	
Military, Police & Traffic Supplies Exp.	50203120	900,000.00			900,000.00	
Semi-Expendable Office Equipment	50203210-02	500,000.00			500,000.00	
Semi-Expendable ICT Equipment	50203210-03	1,510,000.00		9,490.00	1,500,510.00	
Semi-Expendable Communication Equipment	50203210-07	600,000.00			600,000.00	
Semi-Expendable Disaster Response & Resc	50203210-08	1,500,000.00			1,500,000.00	
Semi-Expendable Military, Police & Securi	50203210-09	1,600,000.00			1,600,000.00	
Semi-Expendable Medical Equipment	50203210-10	1,500,000.00			1,500,000.00	
Semi-Expendable Printing Equipment	50203210-11	300,000.00			300,000.00	
Semi-Expendable Sports Equipment	50203210-12	300,000.00			300,000.00	
Semi-Expendable Other Machinery & Equipm	50203210-99	2,500,000.00			2,500,000.00	
Semi-Expendable Furniture & Fixture	50203220-01	2,000,000.00		33,702.00	2,466,298.00	
Semi-Expendable Books	50203220-02	2,000,000.00			2,000,000.00	
Other Supplies Expenses	50203990	16,644,546.92	9,632.05	494,887.41	16,149,659.51	
Water Expenses	50204010	5,047,900.00	2,500.00	8,293.25	5,039,606.75	
Electricity Expenses	50204020	33,239,800.00	16,500.00	49,500.00	33,190,300.00	



Allotment Class / Object of Expenditure (1)	Code	Allotment Received (2)	Obligations Incurred		Unobligated Balance of Allotment (5) = (2) - (4)	REMARKS (6)
			This Report (3)	To Date (4)		
Postage & Deliveries Expenses	50205010	523,962.00	5,000.00	15,962.00	508,000.00	
Telephone and Mobile Expense	50205020	32,979,786.32	760,151.26	3,751,118.81	29,228,667.51	
Internet Expenses	50205030	9,309,800.00	166,920.00	711,668.00	8,598,132.00	
Cable, Radio, Sattelite Expenses	50205040	1,515,000.00	2,610.00	10,220.00	1,504,780.00	
Confidential Expenses	50210010	100,000,000.00			100,000,000.00	
Extraordinary and Miscellaneous Expenses	50210030	423,759,646.00	26,116,100.00	127,610,834.15	296,143,813.85	
Legal Services	50211010	518,000.00	3,000.00	15,000.00	503,000.00	
Auditing Expenses	50211020	4,500,000.00	9,506.24	308,300.50	4,191,699.50	
Consultancy Services	50211030	136,940,371.29	2,012,410.00	14,057,613.16	122,262,658.13	
Other Professional Services	50211990	5,562,205.91	701,500.00	3,482,706.91	2,099,500.00	
Environment/Sanitary Services	50212010	800,000.00		29,000.00	771,000.00	
Janitorial Services	50212020	25,000,000.00		94.31	24,999,905.69	
Security Services	50212030	2,500,000.00		462,187.00	2,037,813.00	
Other General Services	50212990	1,500,000.00			1,500,000.00	
Repair & Maint. - Office Bldgs.	50213040-01	1,000,000.00			1,000,000.00	
Repair & Maint. - Office Equip.	50213050-02	200,000.00			200,000.00	
Repair & Maint. - IT Equipment	50213050-03	500,000.00			500,000.00	
Repair & Maint. - Communication Eqpt.	50213050-07	1,500,000.00			1,500,000.00	
Repair & Maint.-Fire Equipment	50213050-09	300,000.00			300,000.00	
Repair & Maint. - Medical, Dental, etc.	50213050-11	200,000.00			200,000.00	
Repair & Maint. - Motor Vehicle	50213060-01	2,200,000.00		194,136.70	2,005,863.30	
Repair & Maint. - Furn. & Fixtures	50213070	500,000.00			500,000.00	
Rep&Maint-Semi Exp-Office Equip	50213210-02	100,000.00			100,000.00	
Rep&Maint-Semi Exp-IT Equip	50213210-03	100,000.00			100,000.00	
Rep&Maint-Semi Exp-Disaster Response	50213210-08	100,000.00			100,000.00	
Rep&Maint-Semi Exp-Other Machinery Equip	50213210-99	100,000.00			100,000.00	
Rep&Maint-Semi Exp-Furniture&Fixturre	50213220-01	100,000.00			100,000.00	
Repair & Maint. - Other Property, etc.	50213990	2,300,000.00		860,518.92	1,439,481.08	
Taxes, Duties and Licenses	50215010	1,000,000.00			1,000,000.00	
Fidelity Bond Premium	50215020	1,033,750.00			1,033,750.00	
Insurance Premiums	50215030	3,000,000.00	22,500.00	93,750.00	940,000.00	
Advertisement Expenses	50299010	4,186,000.00		1,771,544.99	1,228,455.01	
Printing & Binding Expenses	50299020	6,698,000.00			6,698,000.00	
Representation Expenses	50299030	96,778,432.16	1,101,000.00	3,257,000.00	3,441,000.00	
Transportation & Delivery Expenses	50299040	782,000.00	2,822,145.31	14,078,258.09	82,700,174.07	
					782,000.00	



Allotment Class / Object of Expenditure  (1)	Code	Allotment Received  (2)	Obligations Incurred		Unobligated Balance of Allotment  (5) = (2) - (4)	REMARKS  (6)
			This Report  (3)	To Date  (4)		
Rent Expenses	50299050	315,200,533.77	3,126,242.46	57,945,028.29	257,255,505.48	
Membership Dues & Contribution to Orgns	50299060	1,947,000.00		1,068,191.55	878,808.45	
Subscription Expenses	50299070	17,045,314.00	33,496.00	1,533,081.90	15,507,232.10	
Other Maintenance and Other Operating Ex	50299990	505,429,878.41	29,931,933.50	139,066,605.28	366,363,273.13	
<b>Total Maintenance and Other Operating Expenses</b>		<b>2,086,717,168.92</b>	<b>72,611,584.25</b>	<b>413,647,075.03</b>	<b>1,673,070,093.99</b>	
<b>Capital Outlays</b>						
Office Equipment	10605020	7,900,000.00		228,380.00	7,671,120.00	
IT Equipment	10605030	3,550,000.00		445,990.00	3,103,010.00	
Communication Equipment	10605070	3,000,000.00			3,000,000.00	
Firefighting Equipment & Accessories	10605090-01	2,500,000.00			2,500,000.00	
Military, Police & Security Equipment	10605100	2,500,000.00			2,500,000.00	
Medical, Dental & Laboratory Equipment	10605110	1,500,000.00			1,500,000.00	
Printing Equipment	10605120	1,500,000.00			1,500,000.00	
Sports Equipment	10605130	500,000.00			500,000.00	
Motor Vehicles	10606010	3,500,000.00			3,500,000.00	
Furniture & Fixture Equipment	10607010	1,500,000.00			1,500,000.00	
Library Books	10607020	1,500,000.00			1,500,000.00	
Other Property, etc.	10699990	9,770,000.00			9,770,000.00	
Computer Software	10801020	6,000,000.00			6,000,000.00	
<b>Total Capital Outlays</b>		<b>50,220,000.00</b>		<b>675,370.00</b>	<b>49,544,130.00</b>	
<b>Total Current Operating Expenditures</b>		<b>5,613,485,000.00</b>	<b>299,736,918.37</b>	<b>1,242,703,446.94</b>	<b>4,370,781,553.06</b>	
<b>TOTAL CURRENT OPERATING EXPENDITURES</b>		<b>5,613,485,000.00</b>	<b>299,736,918.37</b>	<b>1,242,703,446.94</b>	<b>4,370,781,553.06</b>	
<b>CONTINUING APPROPRIATIONS</b>						
<b>REGULAR</b>						
<b>Maintenance and Other Operating Expenses</b>						
Travelling Expenses - Local	50201010	175,517,934.13	18,444,681.94	55,023,522.78	120,494,411.35	
Travelling Expenses - Foreign	50201020	11,786,520.00			11,786,520.00	
Training Expenses	50202010	240,000.00			240,000.00	
IT/Office Supplies Expenses	50203010	7,770,965.10	79,647.05	79,647.05	7,691,318.05	
Accountable Forms Expenses	50203020	5,800.00			5,800.00	
Welfare Good Expenses	50203060	9,311,409.31	750,000.00	750,000.00	8,561,409.31	



Allotment Class / Object of Expenditure (1)	Code	Allotment Received (2)	Obligations Incurred		Unobligated Balance of Allotment (5) = (2) - (4)	REMARKS (6)
			This Report (3)	To Date (4)		
Semi-Expendable Office Equipment	50203210-02	100,000.00			100,000.00	
Semi-Expendable ICT Equipment	50203210-03	100,600.00			100,600.00	
Semi-Expendable Other Machinery & Equipm	50203210-99	214.32			214.32	
Other Supplies Expenses	50203990	1,771,249.37	3,904.95	3,904.95		
Water Expenses	50204010	6,034,108.00	370.00	1,047,365.84	1,767,344.42	
Electricity Expenses	50204020	30,149,283.00		5,417,611.82	4,986,742.16	
Postage & Deliveries Expenses	50205010	12,000.00		1,000.00	24,731,671.18	
Telephone and Mobile Expense	50205020	9,571,870.33	216,337.40	381,994.74	11,000.00	
Internet Expenses	50205030	2,362,600.00	34,478.00	174,514.00	9,189,875.59	
Confidential Expenses	50210010	100,000,000.00			2,188,036.00	
Extraordinary and Miscellaneous Expenses	50210030	56,342,705.00	2,696,500.00	9,615,714.29	100,000,000.00	
Legal Services	50211010	500.00			46,725,990.71	
Consultancy Services	50211030	184,879,420.27	16,644,736.40	36,611,034.90	500.00	
Other Professional Services	50211990	25,071,064.52	2,114,206.91	5,080,620.73	148,268,335.47	
Janitorial Services	50212020	24,954,330.48	3,072,502.77	6,140,437.17	19,990,443.79	
Security Services	50212030	4,000,000.00	462,187.00	462,187.00	18,813,893.31	
Repair & Maint. - Motor Vehicle	50213060-01	500,000.00		50,000.00	3,537,813.00	
Fidelity Bond Premium	50215020	97,500.00		67,500.00	450,000.00	
Printing & Binding Expenses	50299020	40,000.00			30,000.00	
Representation Expenses	50299030	46,727,083.05	2,043,228.94	6,368,319.78	40,000.00	
Rent Expenses	50299050	126,606,880.71	59,700.00	10,257,708.00	40,358,763.27	
Subscription Expenses	50299070	4,489,872.94	978,876.25	1,223,876.25	116,349,172.71	
Other Maintenance and Other Operating Ex	50299990	206,416,468.73	18,145,962.00	53,449,855.69	3,250,996.69	
<b>Total Maintenance and Other Operating Expenses</b>		<b>1,034,860,379.26</b>	<b>65,747,319.61</b>	<b>192,211,864.89</b>	<b>842,648,514.37</b>	
<b>Capital Outlays</b>						
Office Equipment	10605020	4,859,448.00			4,859,448.00	
IT Equipment	10605030	22,656,660.00	160,800.00	160,800.00	22,495,860.00	
Communication Equipment	10605070	800,000.00			800,000.00	
Firefighting Equipment & Accessories	10605090-01	300,000.00			300,000.00	
Military, Police & Security Equipment	10605100	3,500,000.00			3,500,000.00	
Medical, Dental & Laboratory Equipment	10605110	1,400,000.00	272,000.00	272,000.00	1,128,000.00	
Sports Equipment	10605130	500,000.00			500,000.00	
Motor Vehicles	10606010	6,871,112.00			6,871,112.00	



Allotment Class / Object of Expenditure  (1)	Code	Allotment Received  (2)	Obligations Incurred		Unobligated Balance of Allotment  (5) = (2) - (4)	REMARKS  (6)
			This Report  (3)	To Date  (4)		
Furniture & Fixture Equipment	10607010	933,749.00			933,749.00	
Library Books	10607020	1,500,000.00			1,500,000.00	
Other Property, etc.	10699990	15,910,801.00			15,910,801.00	
Computer Software	10801020	12,000,000.00			12,000,000.00	
<i>Total Capital Outlays</i>		71,231,770.00	432,800.00	432,800.00	70,798,970.00	
<i>Total Continuing Appropriations Regular</i>		1,106,092,149.26	66,180,119.61	192,644,664.89	913,447,484.37	
<b>TOTAL CONTINUING APPROPRIATIONS</b>		1,106,092,149.26	66,180,119.61	192,644,664.89	913,447,484.37	
<b>TOTAL PROPER AND SECRETARIAT</b>		6,719,577,149.25	365,917,037.98	1,435,348,111.83	5,284,229,037.43	
<b>PROGRAM B - LOCALLY FUNDED PROJECTS</b>						
<b>SENATE RELOCATION</b>						
<b>CURRENT OPERATING EXPENDITURES</b>						
<b>Maintenance and Other Operating Expenses</b>						
Consultancy Services	50211030	9,000,000.00		402,000.00	8,598,000.00	
Representation Expenses	50299030	520,000.00			520,000.00	
Other Maintenance and Other Operating Ex	50299990	480,000.00			480,000.00	
<i>Total Maintenance and Other Operating Expenses</i>		10,000,000.00		402,000.00	9,598,000.00	
<b>Capital Outlays</b>						
Land Outlay	10601010	209,760,000.00			209,760,000.00	
Office Buildings	10604010	3,167,240,000.00			3,167,240,000.00	
<i>Total Capital Outlays</i>		3,377,000,000.00			3,377,000,000.00	
<i>Total Current Operating Expenditures</i>		3,387,000,000.00		402,000.00	3,386,598,000.00	
<b>TOTAL LOCALLY-FUNDED PROJECTS</b>		3,387,000,000.00		402,000.00	3,386,598,000.00	
<b>CONTINUING APPROPRIATIONS</b>						
<b>REGULAR</b>						
<b>Maintenance and Other Operating Expenses</b>						
Consultancy Services	50211030	4,808,000.00		804,000.00	4,004,000.00	
Representation Expenses	50299030	520,000.00			520,000.00	
Other Maintenance and Other Operating Ex	50299990	480,000.00			480,000.00	




Allotment Class / Object of Expenditure (1)	Code	Allotment Received (2)	Obligations Incurred		Unobligated Balance of Allotment (5) = (2) - (4)	REMARKS (6)
			This Report (3)	To Date (4)		
<i>Total Maintenance and Other Operating Expenses</i>		5,808,000.00		804,000.00	5,004,000.00	
Capital Outlays						
Office Buildings	10604010	4,377,000,000.00	2,877,000,000.00	2,877,000,000.00	1,500,000,000.00	
<i>Total Capital Outlays</i>		4,377,000,000.00	2,877,000,000.00	2,877,000,000.00	1,500,000,000.00	
<i>Total Continuing Appropriations Regular</i>		4,382,808,000.00	2,877,000,000.00	2,877,804,000.00	1,505,004,000.00	
TOTAL CONTINUING APPROPRIATIONS		4,382,808,000.00	2,877,000,000.00	2,877,804,000.00	1,505,004,000.00	
TOTAL PROGRAM B		7,769,808,000.00	2,877,000,000.00	2,878,206,000.00	4,891,602,000.00	
GRAND TOTAL		14,489,385,149.26	3,242,917,037.98	4,313,554,111.83	10,175,831,037.43	

Certified Correct:

Submitted By:

  
**RIOS A C. MANALANSAN**  
 Chief, Legislative Budget Service  
 LP

  
**ATTY. MYRA MARIE D. VILLARICA**  
 Senate Secretary  
 W

**STATEMENT OF ALLOTMENT, OBLIGATIONS AND BALANCES**  
 As of May 31, 2021  
 (Summary by Source)

DEPARTMENT  
 Agency: SENATE  
 Fund: General

Allotment Class / Object of Expenditure  (1)	Code	Allotment Received  (2)	Obligations Incurred		Unobligated Balance of Allotment  (5) = (2) - (4)	REMARKS  (6)
			This Report  (3)	To Date  (4)		
PROGRAM A1 & A2						
SECRETARIAT AND LEGISLATIVE PROPER SERVICES						
CURRENT OPERATING EXPENDITURES						
Personnel Services						
Salaries - Itemized Position	50101010	1,449,076,470.10	97,969,838.62	490,893,333.40	958,183,136.70	
Salary Increase	50101010-02	44,000,000.00	2,635,687.77	12,881,031.80	31,118,968.20	
Salaries & Wages - Unfilled Position	50101010-A	101,804,000.00			101,804,000.00	
Casual Wages	50101020-01	53,000,000.00	4,174,387.56	20,881,140.98	32,118,859.02	
Contractual Wages	50101020-02	19,200,000.00	1,384,280.00	7,076,976.00	12,123,024.00	
Casual Increase	50101020-12	3,200,000.00	203,035.60	1,015,777.60	2,184,222.40	
Contractual Increase	50101020-22	800,000.00	35,366.00	180,026.00	619,974.00	
PERA	50102010	54,436,000.00	3,634,272.73	18,158,718.18	36,277,281.82	
Representation Allowance (RA)	50102020	15,564,000.00	918,000.00	4,597,250.00	10,966,750.00	
Transportation Allowance (TA)	50102030	13,564,000.00	805,000.00	4,032,250.00	9,531,750.00	
Clothing/Uniform Allowance	50102040	14,500,000.00		10,704,000.00	3,796,000.00	
Health Workers Benefits	50102060	500,000.00		30,650.00	469,350.00	
Honoraria	50102100	1,200,000.00	26,250.00	70,500.00	1,129,500.00	
Longevity Pay	50102120	91,000,000.00	65,011.20	42,255,176.34	48,744,823.66	
Overtime Services	50102130	28,000,000.00	-404,293.77	1,672,955.55	26,327,044.45	
Year-End Bonus	50102140	103,000,000.00	460.00	920.00	102,999,080.00	
Year-End Bonus Increase	50102140-02	6,000,000.00			6,000,000.00	
Cash Gift	50102150	12,500,000.00			12,500,000.00	
Other Bonuses and Allowances	50102990	215,800,000.00	97,230,683.16	97,673,212.19	119,126,787.81	
Provident Fund Contributions (SEF)	50103050	26,500,000.00	3,429,978.92	6,763,490.04	21,736,509.96	
Terminal Leave	50104030	30,000,000.00	3,623,702.03	8,149,136.86	21,850,863.14	



Allotment Class / Object of Expenditure (1)	Code	Allotment Received (2)	Obligations Incurred		Unobligated Balance of Allotment (5) = (2) - (4)	REMARKS (6)
			This Report (3)	To Date (4)		
Other Personnel Benefits	50104990	986,513,740.00	5,634,757.10	266,635,471.79	719,878,268.21	
<b>Total Personnel Services</b>		<b>3,273,158,210.10</b>	<b>221,416,437.12</b>	<b>993,672,016.73</b>	<b>2,279,486,193.37</b>	
<b>Personnel Services</b>						
GSIS Contribution	50103010	164,908,000.00	12,151,554.45	61,115,774.57	103,792,225.43	
GSIS (RLIP)	50103010-02	6,600,000.00	335,688.00	1,667,563.42	4,932,036.58	
Pag-ibig Contribution	50103020	4,000,000.00	179,500.00	911,400.00	3,088,600.00	
PhilHealth Contribution	50103030	19,000,000.00		4,364,326.76	14,635,673.24	
ECC Contribution	50103040	4,000,000.00	180,400.00	912,600.00	3,087,400.00	
<b>Total Personnel Services</b>		<b>198,508,000.00</b>	<b>12,847,142.45</b>	<b>68,972,064.75</b>	<b>129,535,935.25</b>	
<b>Total Personnel Services</b>		<b>3,471,666,210.10</b>	<b>234,263,579.57</b>	<b>1,062,644,081.48</b>	<b>2,409,022,128.62</b>	
<b>Maintenance and Other Operating Expenses</b>						
Travelling Expenses - Local	50201010	218,526,889.79	4,681,690.50	39,509,053.00	179,017,636.79	
Travelling Expenses - Foreign	50201020	33,591,134.00			33,591,134.00	
Training Expenses	50202010	14,981,000.00	1,537,000.00	7,538,200.00	7,442,800.00	
IT/Office Supplies Expenses	50203010	30,902,703.50	765,756.84	1,462,430.50	29,440,273.00	
Accountable Forms Expenses	50203020	1,255,000.00			1,255,000.00	
Welfare Good Expenses	50203060	1,250,000.00		350,000.00	900,000.00	
Medical, Dental & Lab. Supplies Expenses	50203080	2,500,000.00	15,000.00	155,989.00	2,344,011.00	
Fuel, Oil & Lubricants Expenses	50203090	4,105,000.00	139,913.89	246,870.54	3,858,129.46	
Military, Police & Traffic Supplies Exp.	50203120	900,000.00			900,000.00	
Semi-Expendable Office Equipment	50203210-02	500,000.00			500,000.00	
Semi-Expendable ICT Equipment	50203210-03	1,510,000.00		9,490.00	1,500,510.00	
Semi-Expendable Communication Equipment	50203210-07	600,000.00			600,000.00	
Semi-Expendable Disaster Response & Resc	50203210-06	1,500,000.00			1,500,000.00	
Semi-Expendable Military, Police & Securi	50203210-09	1,600,000.00			1,600,000.00	
Semi-Expendable Medical Equipment	50203210-10	1,500,000.00			1,500,000.00	
Semi-Expendable Printing Equipment	50203210-11	300,000.00			300,000.00	
Semi-Expendable Sports Equipment	50203210-12	300,000.00			300,000.00	
Semi-Expendable Other Machinery & Equipm	50203210-99	2,500,000.00			2,500,000.00	
Semi-Expendable Furniture & Fixture	50203220-01	2,000,000.00	6,500.00	40,202.00	2,459,798.00	
Semi-Expendable Books	50203220-02	2,000,000.00			2,000,000.00	
Other Supplies Expenses	50203990	15,008,075.90	-2,153.58	482,733.83	15,515,342.07	
Water Expenses	50204010	4,983,324.00	2,870.00	11,163.25	4,972,160.75	
Electricity Expenses	50204020	32,659,662.00	16,500.00	66,000.00	32,793,662.00	



Allotment Class / Object of Expenditure (1)	Code	Allotment Received (2)	Obligations Incurred		Unobligated Balance of Allotment (5) = (2) - (4)	REMARKS (6)
			This Report (3)	To Date (4)		
Postage & Deliveries Expenses	50205010	535,785.94				
Telephone and Mobile Expense	50205020	32,259,430.32	10,866.94	26,828.94	508,957.00	
Internet Expenses	50205030	9,213,162.00	1,609,872.03	5,360,990.84	26,898,439.48	
Cable, Radio, Sattelite Expenses	50205040	1,522,610.00	433,717.45	1,145,385.45	8,067,776.55	
Confidential Expenses	50210010	100,000,000.00	5,220.00	15,440.00	1,507,170.00	
Extraordinary and Miscellaneous Expenses	50210030	428,501,641.85			100,000,000.00	
Legal Services	50211010	540,400.00	48,134,538.85	175,745,373.00	252,756,168.85	
Auditing Expenses	50211020	4,500,000.00	21,400.00	36,400.00	504,000.00	
Consultancy Services	50211030	132,628,094.97	303,541.86	611,842.36	3,888,157.64	
Other Professional Services	50211990	6,716,206.91	2,876,456.35	17,534,269.51	115,093,825.46	
Environment/Sanitary Services	50212010	800,000.00	804,000.00	4,295,706.91	2,429,500.00	
Janitorial Services	50212020	25,000,000.00		29,000.00	771,000.00	
Security Services	50212030	2,500,000.00		94.31	24,999,905.69	
Other General Services	50212990	1,500,000.00		462,187.00	2,037,813.00	
Repair & Maint. - Office Bldgs.	50213040-01	1,000,000.00			1,500,000.00	
Repair & Maint. - Office Equip.	50213050-02	200,000.00			1,000,000.00	
Repair & Maint. - IT Equipment	50213050-03	500,000.00			200,000.00	
Repair & Maint. - Communication Eqpt.	50213050-07	1,500,000.00			500,000.00	
Repair & Maint. - Fire Equipment	50213050-09	300,000.00			1,500,000.00	
Repair & Maint. - Medical, Dental, etc.	50213050-11	200,000.00			300,000.00	
Repair & Maint. - Motor Vehicle	50213060-01	2,150,000.00			200,000.00	
Repair & Maint. - Furn. & Fixtures	50213070	500,000.00	-24,082.00	170,054.70	1,979,945.30	
Rep&Maint-Semi Exp-Office Equip	50213210-02	100,000.00			500,000.00	
Rep&Maint-Semi Exp-IT Equip	50213210-03	100,000.00			100,000.00	
Rep&Maint-Semi Exp-Disaster Response	50213210-08	100,000.00			100,000.00	
Rep&Maint-Semi Exp-Other Machinery Equip	50213210-99	100,000.00			100,000.00	
Rep&Maint-Semi Exp-Furniture&Fixturre	50213220-01	100,000.00			100,000.00	
Repair & Maint. - Other Property, etc.	50213990	2,300,000.00			100,000.00	
Taxes, Duties and Licenses	50215010	1,000,000.00	26,890.00	987,408.92	1,412,591.06	
Fidelity Bond Premium	50215020	1,033,750.00	42,199.06	42,199.06	957,800.94	
Insurance Premiums	50215030	3,000,000.00		93,750.00	940,000.00	
Advertisement Expenses	50299010	4,186,000.00	54,597.15	1,826,142.14	1,173,857.86	
Printing & Binding Expenses	50299020	7,447,730.00			4,186,000.00	
Representation Expenses	50299030	96,233,336.67	749,730.00	4,006,730.00	3,441,000.00	
Transportation & Delivery Expenses	50299040	782,000.00	2,843,649.05	16,921,907.14	79,311,429.73	
					782,000.00	



Allotment Class / Object of Expenditure (1)	Code	Allotment Received (2)	Obligations Incurred		Unobligated Balance of Allotment (5) = (2) - (4)	REMARKS (6)
			This Report (3)	To Date (4)		
Rent Expenses	50299050	313,042,399.89	2,580,766.55	60,525,794.84	252,516,805.05	
Membership Dues & Contribution to Orgns	50299060	1,947,000.00	6,377.00	1,074,568.55	872,431.45	
Subscription Expenses	50299070	16,124,940.00	40,684.00	1,578,765.90	14,546,174.10	
Other Maintenance and Other Operating Ex	50299990	515,251,611.96	30,587,885.03	169,654,490.31	345,597,121.65	
<b>Total Maintenance and Other Operating Expenses</b>		<b>2,091,538,789.90</b>	<b>98,271,366.97</b>	<b>511,918,462.00</b>	<b>1,579,680,327.90</b>	
<b>Capital Outlays</b>						
Office Equipment	10605020	7,900,000.00		228,890.00	7,671,120.00	
IT Equipment	10605030	8,550,000.00	219,734.00	666,724.00	7,883,276.00	
Communication Equipment	10605070	3,000,000.00			3,000,000.00	
Firefighting Equipment & Accessories	10605090-01	2,500,000.00			2,500,000.00	
Military, Police & Security Equipment	10605100	2,500,000.00			2,500,000.00	
Medical, Dental & Laboratory Equipment	10605110	1,500,000.00			1,500,000.00	
Printing Equipment	10605120	1,500,000.00			1,500,000.00	
Sports Equipment	10605130	500,000.00			500,000.00	
Motor Vehicles	10606010	3,500,000.00			3,500,000.00	
Furniture & Fixture Equipment	10607010	1,500,000.00			1,500,000.00	
Library Books	10607020	1,500,000.00			1,500,000.00	
Other Property, etc.	10699990	9,770,000.00			9,770,000.00	
Computer Software	10801020	6,000,000.00			6,000,000.00	
<b>Total Capital Outlays</b>		<b>50,220,000.00</b>	<b>219,734.00</b>	<b>895,604.00</b>	<b>49,324,396.00</b>	
<b>Total Current Operating Expenditures</b>		<b>5,613,485,000.00</b>	<b>332,754,700.54</b>	<b>1,575,458,147.48</b>	<b>4,038,026,852.52</b>	
<b>TOTAL CURRENT OPERATING EXPENDITURES</b>		<b>5,613,485,000.00</b>	<b>332,754,700.54</b>	<b>1,575,458,147.48</b>	<b>4,038,026,852.52</b>	
<b>CONTINUING APPROPRIATIONS</b>						
<b>REGULAR</b>						
Maintenance and Other Operating Expenses						
Travelling Expenses - Local	50201010	175,637,934.13	17,863,220.26	72,886,743.04	102,751,191.09	
Travelling Expenses - Foreign	50201020	11,786,520.00			11,786,520.00	
Training Expenses	50202010	240,000.00			240,000.00	
IT/Office Supplies Expenses	50203010	7,770,965.10	44,043.16	123,690.21	7,647,274.89	
Accountable Forms Expenses	50203020	5,800.00			5,800.00	
Welfare Good Expenses	50203060	10,411,409.31		750,000.00	9,661,409.31	



Allotment Class / Object of Expenditure (1)	Code	Allotment Received (2)	Obligations Incurred		Unobligated Balance of Allotment (5) = (2) - (4)	REMARKS (6)
			This Report (3)	To Date (4)		
Semi-Expendable Office Equipment	50203210-02	100,000.00			100,000.00	
Semi-Expendable ICT Equipment	50203210-03	100,600.00			100,600.00	
Semi-Expendable Other Machinery & Equipm	50203210-99	214.32			214.32	
Other Supplies Expenses	50203990	1,771,249.37	2,153.58	6,058.53	1,765,190.84	
Water Expenses	50204010	6,034,108.00	325,937.26	1,873,303.10	4,160,804.90	
Electricity Expenses	50204020	30,149,283.00	5,087,595.01	10,505,206.83	19,644,076.17	
Postage & Deliveries Expenses	50205010	12,000.00		1,000.00	11,000.00	
Telephone and Mobile Expense	50205020	9,621,870.33	223,914.78	605,909.52	9,015,960.81	
Internet Expenses	50205030	2,548,600.00	80,558.00	255,072.00	2,293,528.00	
Confidential Expenses	50210010	100,000,000.00			100,000,000.00	
Extraordinary and Miscellaneous Expenses	50210030	56,342,705.00	3,507,400.00	13,123,114.29	43,219,590.71	
Legal Services	50211010	10,800.00	10,300.00	10,300.00	500.00	
Consultancy Services	50211030	181,185,420.27	11,195,449.26	47,806,534.06	133,378,336.21	
Other Professional Services	50211990	25,329,064.52	1,866,206.91	6,948,827.64	18,380,236.88	
Janitorial Services	50212020	24,954,330.48	2,377,726.78	6,518,163.95	16,436,166.53	
Security Services	50212030	4,000,000.00	462,187.00	924,374.00	3,075,626.00	
Repair & Maint. - Motor Vehicle	50213060-01	450,000.00	-2,527.79	47,472.21	402,527.79	
Fidelity Bond Premium	50215020	97,500.00		67,500.00	30,000.00	
Printing & Binding Expenses	50299020	40,000.00			40,000.00	
Representation Expenses	50299030	46,974,914.18	2,002,965.55	8,371,285.33	38,603,628.65	
Rent Expenses	50299050	126,606,880.71	48,309,276.78	58,566,984.78	68,039,895.93	
Subscription Expenses	50299070	5,047,700.94	557,828.00	1,786,704.25	3,260,996.69	
Other Maintenance and Other Operating Ex	50299990	207,630,509.60	19,041,080.03	72,490,935.72	135,139,573.88	
<b>Total Maintenance and Other Operating Expenses</b>		<b>1,034,860,379.26</b>	<b>113,457,314.57</b>	<b>305,669,179.46</b>	<b>729,191,199.80</b>	
<b>Capital Outlays</b>						
Office Equipment	10605020	4,859,448.00	258,000.00	258,000.00	4,601,448.00	
IT Equipment	10605030	22,656,660.00	284,497.00	445,297.00	22,211,363.00	
Communication Equipment	10605070	800,000.00			800,000.00	
Firefighting Equipment & Accessories	10605090-01	300,000.00			300,000.00	
Military, Police & Security Equipment	10605100	3,500,000.00			3,500,000.00	
Medical, Dental & Laboratory Equipment	10605110	1,400,000.00		272,000.00	1,128,000.00	
Sports Equipment	10605130	500,000.00			500,000.00	
Motor Vehicles	10606010	6,871,112.00			6,871,112.00	



Allotment Class / Object of Expenditure (1)	Code	Allotment Received (2)	Obligations Incurred		Unobligated Balance of Allotment (5) = (2) - (4)	REMARKS (6)
			This Report (3)	To Date (4)		
Furniture & Fixture Equipment	10607010	933,749.00			933,749.00	
Library Books	10607020	1,500,000.00			1,500,000.00	
Other Property, etc.	10699990	15,910,801.00	107,300.00	107,300.00	15,803,501.00	
Computer Software	10801020	12,000,000.00			12,000,000.00	
<b>Total Capital Outlays</b>		<b>71,231,770.00</b>	<b>649,797.00</b>	<b>1,082,597.00</b>	<b>70,149,173.00</b>	
<b>Total Continuing Appropriations Regular</b>		<b>1,106,092,149.26</b>	<b>114,107,111.57</b>	<b>306,751,776.46</b>	<b>799,340,372.80</b>	
<b>TOTAL CONTINUING APPROPRIATIONS</b>		<b>1,106,092,149.26</b>	<b>114,107,111.57</b>	<b>306,751,776.46</b>	<b>799,340,372.80</b>	
<b>TOTAL PROPER AND SECRETARIAT</b>		<b>6,719,577,149.26</b>	<b>446,851,312.11</b>	<b>1,382,209,920.94</b>	<b>4,837,367,225.32</b>	
<b>PROGRAM B - LOCALLY FUNDED PROJECTS</b>						
<b>SENATE RELOCATION</b>						
<b>CURRENT OPERATING EXPENDITURES</b>						
<b>Maintenance and Other Operating Expenses</b>						
Consultancy Services	50211030	9,000,000.00		402,000.00	6,598,000.00	
Representation Expenses	50299030	520,000.00			520,000.00	
Other Maintenance and Other Operating Ex	50299990	480,000.00			480,000.00	
<b>Total Maintenance and Other Operating Expenses</b>		<b>10,000,000.00</b>		<b>402,000.00</b>	<b>9,598,000.00</b>	
<b>Capital Outlays</b>						
Land Outlay	10601010	209,760,000.00	209,760,000.00	209,760,000.00		
Office Buildings	10604010	3,167,240,000.00			3,167,240,000.00	
<b>Total Capital Outlays</b>		<b>3,377,000,000.00</b>	<b>209,760,000.00</b>	<b>209,760,000.00</b>	<b>3,167,240,000.00</b>	
<b>Total Current Operating Expenditures</b>		<b>3,387,000,000.00</b>	<b>209,760,000.00</b>	<b>210,162,000.00</b>	<b>3,176,838,000.00</b>	
<b>TOTAL LOCALLY-FUNDED PROJECTS</b>		<b>3,387,000,000.00</b>	<b>209,760,000.00</b>	<b>210,162,000.00</b>	<b>3,176,838,000.00</b>	
<b>CONTINUING APPROPRIATIONS</b>						
<b>REGULAR</b>						
<b>Maintenance and Other Operating Expenses</b>						
Consultancy Services	50211030	4,806,000.00	402,000.00	1,206,000.00	3,602,000.00	
Representation Expenses	50299030	520,000.00			520,000.00	
Other Maintenance and Other Operating Ex	50299990	480,000.00			480,000.00	



Allotment Class / Object of Expenditure (1)	Code	Allotment Received (2)	Obligations Incurred		Unobligated Balance of Allotment (5) = (2) - (4)	REMARKS (6)
			This Report (3)	To Date (4)		
<i>Total Maintenance and Other Operating Expenses</i>		5,808,000.00	402,000.00	1,206,000.00	4,602,000.00	
Capital Outlays						
Office Buildings	10604010	4,377,000,000.00		2,877,000,000.00	1,500,000,000.00	
<i>Total Capital Outlays</i>		4,377,000,000.00		2,877,000,000.00	1,500,000,000.00	
<i>Total Continuing Appropriations Regular</i>		4,382,808,000.00	402,000.00	2,878,206,000.00	1,504,602,000.00	
<b>TOTAL CONTINUING APPROPRIATIONS</b>		4,382,808,000.00	402,000.00	2,878,206,000.00	1,504,602,000.00	
<b>TOTAL PROGRAM B</b>		7,769,808,000.00	210,162,000.00	3,088,368,000.00	4,681,440,000.00	
<b>GRAND TOTAL</b>		14,489,385,149.26	657,023,812.11	4,970,577,923.94	9,518,807,225.32	

Certified Correct:

Submitted By:

  
 RIOSA C. MANALANSAN  
 Chief, Legislative Budget Service  


  
 ATTY. MYRA MARIE D. VILLARICA  
 Senate Secretary  




**STATEMENT OF ALLOTMENT, OBLIGATIONS AND BALANCES**

As of June 30, 2021

(Summary by Source)

DEPARTMENT  
Agency: SENATE  
Fund: General

Allotment Class / Object of Expenditure  (1)	Code	Allotment Received  (2)	Obligations Incurred		Unobligated Balance of Allotment  (5) = (2) - (4)	REMARKS  (6)
			This Report  (3)	To Date  (4)		
PROGRAM A1 & A2						
SECRETARIAT AND LEGISLATIVE PROPER SERVICES						
CURRENT OPERATING EXPENDITURES						
Personnel Services						
Salaries - Itemized Position	50101010	1,444,451,753.12	98,253,296.70	589,146,630.10	855,305,123.02	
Salary Increase	50101010-02	44,000,000.00	2,647,115.55	15,528,147.35	28,471,852.65	
Salaries & Wages - Unfilled Position	50101010-A	101,804,000.00			101,804,000.00	
Casual Wages	50101020-01	53,000,000.00	4,144,150.00	25,025,290.98	27,974,709.02	
Contractual Wages	50101020-02	19,200,000.00	1,577,655.94	8,654,631.94	10,545,368.06	
Casual Increase	50101020-12	3,200,000.00	201,775.00	1,217,552.60	1,982,447.40	
Contractual Increase	50101020-22	800,000.00	39,330.90	219,356.90	580,643.10	
PERA	50102010	54,344,000.00	3,612,544.47	21,771,262.65	32,572,737.35	
Representation Allowance (RA)	50102020	15,564,000.00	910,125.00	5,507,375.00	10,056,625.00	
Transportation Allowance (TA)	50102030	13,564,000.00	797,125.00	4,829,375.00	8,734,625.00	
Clothing/Uniform Allowance	50102040	14,500,000.00	108,000.00	10,812,000.00	3,688,000.00	
Health Workers Benefits	50102060	500,000.00	21,950.00	52,600.00	447,400.00	
Honoraria	50102100	1,200,000.00	55,125.00	125,625.00	1,074,375.00	
Longevity Pay	50102120	91,000,000.00	343,359.00	42,598,535.34	48,401,464.66	
Overtime Services	50102130	28,000,000.00	431,114.08	2,104,069.63	25,865,930.37	
Year-End Bonus	50102140	103,000,000.00	1,856.00	2,776.00	102,997,224.00	
Year-End Bonus Increase	50102140-02	6,000,000.00			6,000,000.00	
Cash Gift	50102150	12,500,000.00			12,500,000.00	
Other Bonuses and Allowances	50102990	216,800,000.00	27,181,015.58	124,854,227.77	91,945,772.23	
Provident Fund Contributions (SEF)	50103050	28,500,000.00	3,502,032.00	10,265,522.04	18,234,477.96	
Terminal Leave	50104030	30,000,000.00	228,183.90	8,377,320.76	21,622,679.24	



Allotment Class / Object of Expenditure (1)	Code	Allotment Received (2)	Obligations Incurred		Unobligated Balance of Allotment (5) = (2) - (4)	REMARKS (6)
			This Report (3)	To Date (4)		
Other Personnel Benefits	50104990	986,489,740.00	105,393,684.69	372,029,156.48	614,460,583.52	
<b>Total Personnel Services</b>		<b>3,268,417,493.12</b>	<b>249,449,438.81</b>	<b>1,243,121,455.54</b>	<b>2,025,296,037.58</b>	
<b>Personnel Services</b>						
GSIS Contribution	50103010	164,908,000.00	12,152,876.02	73,268,650.59	91,639,349.41	
GSIS (RLIP)	50103010-02	6,600,000.00	336,916.62	2,004,820.04	4,595,119.96	
Pag-Ibig Contribution	50103020	4,000,000.00	181,150.00	1,092,550.00	2,907,450.00	
PhilHealth Contribution	50103030	19,000,000.00	2,209,650.18	6,573,976.94	12,426,023.06	
ECC Contribution	50103040	4,000,000.00	179,800.00	1,092,400.00	2,907,600.00	
<b>Total Personnel Services</b>		<b>198,508,000.00</b>	<b>15,060,392.82</b>	<b>84,032,457.57</b>	<b>114,475,542.43</b>	
<b>Total Personnel Services</b>		<b>3,466,925,493.12</b>	<b>264,509,831.63</b>	<b>1,327,153,913.11</b>	<b>2,139,771,580.01</b>	
<b>Maintenance and Other Operating Expenses</b>						
Travelling Expenses - Local	50201010	215,576,778.25	4,360,555.20	43,869,608.20	171,707,170.05	
Travelling Expenses - Foreign	50201020	33,591,134.00			33,591,134.00	
Training Expenses	50202010	16,523,000.00	1,616,600.00	9,154,800.00	7,368,200.00	
IT/Office Supplies Expenses	50203010	29,791,579.20	236,872.07	1,699,302.57	28,092,276.63	
Accountable Forms Expenses	50203020	1,266,700.00	1,200.00	1,200.00	1,265,500.00	
Welfare Good Expenses	50203060	1,550,000.00		350,000.00	1,200,000.00	
Medical, Dental & Lab. Supplies Expenses	50203080	2,500,000.00		155,869.00	2,344,011.00	
Fuel, Oil & Lubricants Expenses	50203090	4,105,000.00	234,433.44	481,303.98	3,623,696.02	
Military, Police & Traffic Supplies Exp.	50203120	900,000.00			900,000.00	
Semi-Expendable Office Equipment	50203210-02	500,000.00			500,000.00	
Semi-Expendable ICT Equipment	50203210-03	1,505,000.00	-5,000.00	4,490.00	1,500,510.00	
Semi-Expendable Communication Equipment	50203210-07	600,000.00			600,000.00	
Semi-Expendable Disaster Response & Resc	50203210-08	1,500,000.00			1,500,000.00	
Semi-Expendable Military, Police & Securi	50203210-09	1,600,000.00			1,600,000.00	
Semi-Expendable Medical Equipment	50203210-10	1,500,000.00			1,500,000.00	
Semi-Expendable Printing Equipment	50203210-11	300,000.00			300,000.00	
Semi-Expendable Sports Equipment	50203210-12	300,000.00			300,000.00	
Semi-Expendable Other Machinery & Equipm	50203210-99	2,500,000.00	22,724.00	62,926.00	2,437,074.00	
Semi-Expendable Furniture & Fixture	50203220-01	2,000,000.00	11,500.00	11,500.00	1,988,500.00	
Semi-Expendable Books	50203220-02	2,000,000.00	172,448.00	172,448.00	1,827,552.00	
Other Supplies Expenses	50203990	15,347,104.66	540,026.28	1,032,760.11	14,314,344.77	
Water Expenses	50204010	4,911,748.00	-3,846.50	7,316.75	4,904,431.25	
Electricity Expenses	50204020	32,430,024.00	-33,000.00	33,000.00	32,397,024.00	



Allotment Class / Object of Expenditure (1)	Code	Allotment Received (2)	Obligations Incurred		Unobligated Balance of Allotment (5) = (2) - (4)	REMARKS (6)
			This Report (3)	To Date (4)		
Postage & Deliveries Expenses	50205010	529,493.94	-6,464.00	20,364.94	509,129.00	
Telephone and Mobile Expense	50205020	31,486,650.48	1,079,677.96	6,440,668.80	25,045,981.68	
Internet Expenses	50205030	9,171,430.51	787,748.51	1,933,133.96	7,238,296.55	
Cable, Radio, Sattelite Expenses	50205040	1,527,610.00	763,450.00	798,890.00	728,720.00	
Confidential Expenses	50210010	100,000,000.00			100,000,000.00	
Extraordinary and Miscellaneous Expenses	50210030	434,085,967.54	25,924,402.72	201,669,775.72	232,416,191.82	
Legal Services	50211010	549,800.00	8,400.00	44,800.00	505,000.00	
Auditing Expenses	50211020	4,500,000.00	33,894.88	645,537.24	3,854,462.76	
Consultancy Services	50211030	123,182,018.65	1,606,358.50	19,140,628.01	109,041,390.64	
Other Professional Services	50211990	7,830,206.91	784,000.00	5,070,706.91	2,759,500.00	
Environment/Sanitary Services	50212010	800,000.00		29,000.00	771,000.00	
Janitorial Services	50212020	25,000,000.00		94.31	24,999,905.69	
Security Services	50212030	2,500,000.00	462,187.00	924,374.00	1,575,626.00	
Other General Services	50212990	1,500,000.00			1,500,000.00	
Repair & Maint. - Office Bldgs.	50213040-01	1,000,000.00			1,000,000.00	
Repair & Maint. - Office Equip.	50213050-02	200,000.00			200,000.00	
Repair & Maint. - IT Equipment	50213050-03	500,000.00			500,000.00	
Repair & Maint. - Communication Eqpt.	50213050-07	1,500,000.00			1,500,000.00	
Repair & Maint.-Fire Equipment	50213050-09	300,000.00			300,000.00	
Repair & Maint. - Medical, Dental, etc.	50213050-11	200,000.00			200,000.00	
Repair & Maint. - Motor Vehicle	50213060-01	2,122,338.66	65.66	170,120.36	1,952,218.30	
Repair & Maint. - Furn. & Fixtures	50213070	500,000.00			500,000.00	
Rep&Maint-Semi Exp-Office Equip	50213210-02	100,000.00			100,000.00	
Rep&Maint-Semi Exp-IT Equip	50213210-03	100,000.00			100,000.00	
Rep&Maint-Semi Exp-Disaster Response	50213210-06	100,000.00			100,000.00	
Rep&Maint-Semi Exp-Other Machinery Equip	50213210-99	100,000.00			100,000.00	
Rep&Maint-Semi Exp-Furniture&Fixturre	50213220-01	100,000.00			100,000.00	
Repair & Maint. - Other Property, etc.	50213990	2,300,000.00		887,408.92	1,412,591.08	
Taxes, Duties and Licenses	50215010	1,000,000.00	4,798.12	46,997.13	953,002.82	
Fidelity Bond Premium	50215020	1,067,500.00	57,750.00	151,500.00	916,000.00	
Insurance Premiums	50215030	3,000,000.00	65,761.13	1,891,903.27	1,108,096.73	
Advertisement Expenses	50299010	4,186,000.00			4,186,000.00	
Printing & Binding Expenses	50299020	8,336,730.00	889,000.00	4,895,730.00	3,441,000.00	
Representation Expenses	50299030	96,810,898.62	4,638,174.23	21,560,081.37	75,250,817.25	
Transportation & Delivery Expenses	50299040	782,000.00			782,000.00	



Allotment Class / Object of Expenditure (1)	Code	Allotment Received (2)	Obligations Incurred		Unobligated Balance of Allotment (5) = (2) - (4)	REMARKS (6)
			This Report (3)	To Date (4)		
Rent Expenses	50299050	310,155,501.17	24,057,948.81	84,583,743.65	225,571,757.52	
Membership Dues & Contribution to Orgns	50299060	1,947,000.00		1,074,566.55	872,431.45	
Subscription Expenses	50299070	15,175,979.00	632,573.50	2,211,339.40	12,964,539.60	
Other Maintenance and Other Operating Ex	50299990	523,494,313.07	29,896,934.61	199,551,424.92	323,942,868.15	
<b>Total Maintenance and Other Operating Expenses</b>		<b>2,095,539,506.88</b>	<b>98,660,974.12</b>	<b>610,779,436.12</b>	<b>1,484,760,070.76</b>	
<b>Capital Outlays</b>						
Office Equipment	10605020	7,700,000.00		228,880.00	7,471,120.00	
IT Equipment	10605030	9,550,000.00	-12,010.00	654,714.00	3,895,286.00	
Communication Equipment	10605070	3,000,000.00			3,000,000.00	
Firefighting Equipment & Accessories	10605090-01	2,500,000.00			2,500,000.00	
Military, Police & Security Equipment	10605100	2,500,000.00			2,500,000.00	
Medical, Dental & Laboratory Equipment	10605110	1,500,000.00			1,500,000.00	
Printing Equipment	10605120	1,500,000.00			1,500,000.00	
Sports Equipment	10605130	500,000.00			500,000.00	
Motor Vehicles	10606010	3,500,000.00			3,500,000.00	
Furniture & Fixture Equipment	10607010	1,500,000.00			1,500,000.00	
Library Books	10607020	1,500,000.00			1,500,000.00	
Other Property, etc.	10699990	9,770,000.00	269,586.88	269,586.88	9,480,413.12	
Computer Software	10801020	6,000,000.00			6,000,000.00	
<b>Total Capital Outlays</b>		<b>51,020,000.00</b>	<b>277,576.88</b>	<b>1,173,180.88</b>	<b>49,846,819.12</b>	
<b>Total Current Operating Expenditures</b>		<b>5,613,485,000.00</b>	<b>363,648,382.63</b>	<b>1,939,106,530.11</b>	<b>3,674,378,469.89</b>	
<b>TOTAL CURRENT OPERATING EXPENDITURES</b>		<b>5,613,485,000.00</b>	<b>363,648,382.63</b>	<b>1,939,106,530.11</b>	<b>3,674,378,469.89</b>	
<b>CONTINUING APPROPRIATIONS</b>						
<b>REGULAR</b>						
<b>Maintenance and Other Operating Expenses</b>						
Travelling Expenses - Local	50201010	175,050,012.74	17,767,606.09	90,654,349.13	84,395,663.61	
Travelling Expenses - Foreign	50201020	11,071,520.00			11,071,520.00	
Training Expenses	50202010	240,000.00			240,000.00	
IT/Office Supplies Expenses	50203010	7,592,965.10		123,690.21	7,469,274.89	
Accountable Forms Expenses	50203020	7,800.00			7,800.00	
Welfare Good Expenses	50203060	10,411,409.31		750,000.00	9,661,409.31	



Allotment Class / Object of Expenditure  (1)	Code	Allotment Received  (2)	Obligations Incurred		Unobligated Balance of Allotment  (5) = (2) - (4)	REMARKS  (6)
			This Report  (3)	To Date  (4)		
Semi-Expendable Office Equipment	50203210-02	150,000.00			150,000.00	
Semi-Expendable ICT Equipment	50203210-03	150,600.00			150,600.00	
Semi-Expendable Other Machinery & Equipm	50203210-99	550,214.32			550,214.32	
Other Supplies Expenses	50203990	1,752,249.37		6,058.53	1,746,190.84	
Water Expenses	50204010	6,034,108.00	460,648.80	2,333,951.90	3,700,156.10	
Electricity Expenses	50204020	30,149,263.00	4,245,048.09	14,750,254.92	15,399,028.08	
Postage & Deliveries Expenses	50205010	11,000.00	-1,000.00		11,000.00	
Telephone and Mobile Expense	50205020	9,489,370.33	143,375.25	749,284.77	8,740,085.56	
Internet Expenses	50205030	2,664,600.00	35,198.00	290,270.00	2,374,330.00	
Confidential Expenses	50210010	100,000,000.00			100,000,000.00	
Extraordinary and Miscellaneous Expenses	50210030	56,332,705.00	3,518,467.96	16,641,582.25	39,691,122.75	
Legal Services	50211010	25,800.00		10,300.00	15,500.00	
Consultancy Services	50211030	184,341,320.27	16,333,816.30	64,140,352.36	120,200,967.91	
Other Professional Services	50211990	25,516,064.52	3,026,706.91	9,976,534.56	15,540,529.97	
Janitorial Services	50212020	24,954,330.48	2,519,190.92	11,037,354.87	13,918,975.61	
Security Services	50212030	4,000,000.00		924,374.00	3,075,626.00	
Repair & Maint. - Motor Vehicle	50213060-01	450,000.00		47,472.21	402,527.79	
Repair & Maint. - Other Property, etc.	50213990	50,000.00			50,000.00	
Fidelity Bond Premium	50215020	97,500.00		67,500.00	30,000.00	
Printing & Binding Expenses	50299020	40,000.00			40,000.00	
Representation Expenses	50299030	46,966,501.17	2,291,477.76	10,662,763.09	36,303,738.08	
Rent Expenses	50299050	126,641,541.81	44,918,567.20	103,435,551.56	23,155,989.83	
Subscription Expenses	50299070	5,946,700.94	498,636.00	2,265,340.25	3,661,360.69	
Other Maintenance and Other Operating Ex	50299990	203,872,782.90	19,500,640.17	91,991,575.89	111,881,207.01	
<b>Total Maintenance and Other Operating Expenses</b>		<b>1,034,560,379.26</b>	<b>115,258,381.45</b>	<b>420,927,560.91</b>	<b>613,632,818.35</b>	
<b>Capital Outlays</b>						
Office Equipment	10605020	4,319,698.00		258,000.00	4,061,698.00	
IT Equipment	10605030	23,206,410.00	972,950.00	1,418,247.00	21,766,163.00	
Communication Equipment	10605070	800,000.00			800,000.00	
Firefighting Equipment & Accessories	10605090-01	300,000.00			300,000.00	
Military, Police & Security Equipment	10605100	3,500,000.00			3,500,000.00	
Medical, Dental & Laboratory Equipment	10605110	1,400,000.00		272,000.00	1,128,000.00	
Sports Equipment	10605130	500,000.00			500,000.00	



Allotment Class / Object of Expenditure  (1)	Code	Allotment Received  (2)	Obligations Incurred		Unobligated Balance of Allotment  (5) = (2) - (4)	REMARKS  (6)
			This Report  (3)	To Date  (4)		
Motor Vehicles	10606010	6,871,112.00			6,871,112.00	
Furniture & Fixture Equipment	10607010	933,749.00			933,749.00	
Library Books	10607020	1,500,000.00			1,500,000.00	
Other Property, etc.	10699990	16,200,801.00	75,400.00	182,700.00	16,018,101.00	
Computer Software	10801020	12,000,000.00			12,000,000.00	
<b>Total Capital Outlays</b>		<b>71,531,770.00</b>	<b>1,048,350.00</b>	<b>2,130,947.00</b>	<b>69,400,923.00</b>	
<b>Total Continuing Appropriations Regular</b>		<b>1,106,092,149.25</b>	<b>116,306,731.45</b>	<b>423,058,507.91</b>	<b>683,033,641.35</b>	
<b>TOTAL CONTINUING APPROPRIATIONS</b>		<b>1,106,092,149.25</b>	<b>116,306,731.45</b>	<b>423,058,507.91</b>	<b>683,033,641.35</b>	
<b>TOTAL PROPER AND SECRETARIAT</b>		<b>6,719,577,149.25</b>	<b>479,955,114.08</b>	<b>2,362,165,038.02</b>	<b>4,357,412,111.24</b>	
<b>PROGRAM B - LOCALLY FUNDED PROJECTS</b>						
<b>SENATE RELOCATION</b>						
<b>CURRENT OPERATING EXPENDITURES</b>						
<b>Maintenance and Other Operating Expenses</b>						
Consultancy Services	50211030	9,000,000.00		402,000.00	8,598,000.00	
Representation Expenses	50299030	520,000.00			520,000.00	
Other Maintenance and Other Operating Ex	50299990	480,000.00			480,000.00	
<b>Total Maintenance and Other Operating Expenses</b>		<b>10,000,000.00</b>		<b>402,000.00</b>	<b>9,598,000.00</b>	
<b>Capital Outlays</b>						
Land Outlay	10601010	209,760,000.00		209,760,000.00		
Office Buildings	10604010	3,167,240,000.00			3,167,240,000.00	
<b>Total Capital Outlays</b>		<b>3,377,000,000.00</b>		<b>209,760,000.00</b>	<b>3,167,240,000.00</b>	
<b>Total Current Operating Expenditures</b>		<b>3,387,000,000.00</b>		<b>210,162,000.00</b>	<b>3,176,838,000.00</b>	
<b>TOTAL LOCALLY-FUNDED PROJECTS</b>		<b>3,387,000,000.00</b>		<b>210,162,000.00</b>	<b>3,176,838,000.00</b>	
<b>CONTINUING APPROPRIATIONS</b>						
<b>REGULAR</b>						
<b>Maintenance and Other Operating Expenses</b>						
Consultancy Services	50211030	4,808,000.00	402,000.00	1,608,000.00	3,200,000.00	
Representation Expenses	50299030	520,000.00			520,000.00	

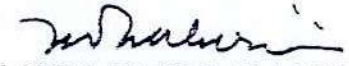


Allotment Class / Object of Expenditure (1)	Code	Allotment Received (2)	Obligations Incurred		Unobligated Balance of Allotment (5) = (2) - (4)	REMARKS (6)
			This Report (3)	To Date (4)		
Other Maintenance and Other Operating Ex	50299990	480,000.00			480,000.00	
<b>Total Maintenance and Other Operating Expenses</b>		5,808,000.00	402,000.00	1,608,000.00	4,200,000.00	
Capital Outlays						
Office Buildings	10604010	4,377,000,000.00		2,877,000,000.00	1,500,000,000.00	
<b>Total Capital Outlays</b>		4,377,000,000.00		2,877,000,000.00	1,500,000,000.00	
<b>Total Continuing Appropriations Regular</b>		4,382,808,000.00	402,000.00	2,878,608,000.00	1,504,200,000.00	
<b>TOTAL CONTINUING APPROPRIATIONS</b>		4,382,808,000.00	402,000.00	2,878,608,000.00	1,504,200,000.00	
<b>TOTAL PROGRAM B</b>		7,769,808,000.00	402,000.00	3,088,770,000.00	4,681,038,000.00	
<b>GRAND TOTAL</b>		14,489,385,149.26	480,357,114.08	5,450,935,038.02	9,038,450,111.24	

Certified Correct:

Submitted By:

  
**RIOS A C. MANALANSAN**  
 Chief, Legislative Budget Service

  
**ATTY. MYRA MARIE D. VILLARICA**  
 Senate Secretary



## STATEMENT OF ALLOTMENT, OBLIGATIONS AND BALANCES

As of July 31, 2021

(Summary by Source)

## DEPARTMENT

Agency: SENATE

Fund: General

Allotment Class / Object of Expenditure (1)	Code	Allotment Received (2)	Obligations Incurred		Unobligated Balance of Allotment (5) = (2) - (4)	REMARKS (6)
			This Report (3)	To Date (4)		
PROGRAM A1 & A2						
SECRETARIAT AND LEGISLATIVE PROPER SERVICES						
CURRENT OPERATING EXPENDITURES						
Personnel Services						
Salaries - Itemized Position	50101010	1,439,832,938.14	56,441,528.47	667,668,158.57	752,264,777.57	
Salary Increase	50101010-02	44,000,000.00	2,656,865.50	18,185,032.85	25,814,967.15	
Salaries & Wages - Unfilled Position	50101010-A	101,804,000.00			101,804,000.00	
Casual Wages	50101020-01	53,000,000.00	4,088,188.00	29,113,478.98	23,886,521.02	
Contractual Wages	50101020-02	19,200,000.00	1,459,639.00	10,114,270.94	9,085,729.06	
Casual Increase	50101020-12	3,200,000.00	199,127.00	1,416,679.60	1,783,320.40	
Contractual Increase	50101020-22	800,000.00	36,934.00	256,290.90	543,709.10	
PERA	50102010	54,251,500.00	3,657,818.17	25,429,080.82	28,822,419.18	
Representation Allowance (RA)	50102020	15,564,000.00	916,500.00	6,423,875.00	9,140,125.00	
Transportation Allowance (TA)	50102030	13,564,000.00	803,500.00	5,632,875.00	7,931,125.00	
Clothing/Uniform Allowance	50102040	14,500,000.00	18,000.00	10,830,000.00	3,670,000.00	
Health Workers Benefits	50102060	500,000.00	13,250.00	65,850.00	434,150.00	
Honoraria	50102100	1,200,000.00	76,375.00	202,000.00	998,000.00	
Longevity Pay	50102120	91,000,000.00	176,766.75	42,775,302.09	48,224,697.91	
Overtime Services	50102130	28,000,000.00	1,420,001.94	3,524,071.57	24,475,928.43	
Year-End Bonus	50102140	103,000,000.00		2,776.00	102,997,224.00	
Year-End Bonus Increase	50102140-02	6,000,000.00			6,000,000.00	
Cash Gift	50102150	12,500,000.00			12,500,000.00	
Other Bonuses and Allowances	50102990	216,800,000.00	766,311.42	125,620,539.19	91,179,460.81	
Provident Fund Contributions (SEF)	50103050	28,500,000.00	1,696,896.90	11,962,418.94	15,537,581.06	
Terminal Leave	50104030	30,000,000.00	4,415,831.44	12,793,152.20	17,206,847.80	



Allotment Class / Object of Expenditure (1)	Code	Allotment Received (2)	Obligations Incurred		Unobligated Balance of Allotment (5) = (2) - (4)	REMARKS (6)
			This Report (3)	To Date (4)		
Other Personnel Benefits	50104990	986,466,240.00	99,277,689.56	471,306,846.04	515,159,393.96	
<b>Total Personnel Services</b>		<b>3,263,702,676.14</b>	<b>220,121,243.15</b>	<b>1,463,242,698.69</b>	<b>1,800,459,977.45</b>	
<b>Personnel Services</b>						
GSIS Contribution	50103010	164,908,000.00	12,095,354.64	85,364,005.23	79,543,994.77	
GSIS (RLIP)	50103010-02	6,600,000.00	335,154.84	2,340,034.88	4,259,965.12	
Pag-Ibig Contribution	50103020	4,000,000.00	178,400.00	1,270,950.00	2,729,050.00	
PhilHealth Contribution	50103030	19,000,000.00	1,081,251.11	7,655,228.05	11,344,771.95	
ECC Contribution	50103040	4,000,000.00	178,600.00	1,271,000.00	2,729,000.00	
<b>Total Personnel Services</b>		<b>198,508,000.00</b>	<b>13,858,760.59</b>	<b>97,901,218.16</b>	<b>100,606,781.84</b>	
<b>Total Personnel Services</b>		<b>3,462,210,676.14</b>	<b>233,980,003.74</b>	<b>1,561,143,916.85</b>	<b>1,901,066,759.29</b>	
<b>Maintenance and Other Operating Expenses</b>						
Travelling Expenses - Local	50201010	212,452,254.43	4,035,091.09	47,954,699.29	164,497,555.14	
Travelling Expenses - Foreign	50201020	33,591,134.00			33,591,134.00	
Training Expenses	50202010	18,005,000.00	1,408,100.00	10,562,900.00	7,442,100.00	
IT/Office Supplies Expenses	50203010	28,745,401.90	6,134,647.00	7,833,949.57	20,911,452.33	
Accountable Forms Expenses	50203020	1,267,200.00		1,200.00	1,266,000.00	
Welfare Good Expenses	50203060	2,034,228.80	184,228.80	534,228.80	1,500,000.00	
Medical, Dental & Lab. Supplies Expenses	50203090	2,500,000.00	267,337.55	423,326.55	2,076,673.45	
Fuel, Oil & Lubricants Expenses	50203090	4,105,000.00	134,325.42	615,630.40	3,489,369.60	
Military, Police & Traffic Supplies Exp.	50203120	900,000.00	548,760.00	548,760.00	351,240.00	
Semi-Expendable Office Equipment	50203210-02	500,000.00			500,000.00	
Semi-Expendable ICT Equipment	50203210-03	1,505,000.00	49,174.00	53,664.00	1,451,336.00	
Semi-Expendable Communication Equipment	50203210-07	600,000.00			600,000.00	
Semi-Expendable Disaster Response & Resc	50203210-08	1,500,000.00	112,760.00	112,760.00	1,387,240.00	
Semi-Expendable Military, Police & Securi	50203210-09	1,600,000.00			1,600,000.00	
Semi-Expendable Medical Equipment	50203210-10	1,500,000.00			1,500,000.00	
Semi-Expendable Printing Equipment	50203210-11	300,000.00			300,000.00	
Semi-Expendable Sports Equipment	50203210-12	300,000.00			300,000.00	
Semi-Expendable Other Machinery & Equipm	50203210-99	2,500,000.00	119,025.00	181,951.00	2,318,049.00	
Semi-Expendable Furniture & Fixture	50203220-01	2,000,000.00	20,400.00	31,900.00	1,968,100.00	
Semi-Expendable Books	50203220-02	2,000,000.00		172,448.00	1,827,552.00	
Other Supplies Expenses	50203990	14,720,633.86	116,972.50	1,149,732.61	13,570,901.25	
Water Expenses	50204010	4,844,672.00	370.00	7,686.75	4,836,985.25	
Electricity Expenses	50204020	32,033,386.00		33,000.00	32,000,386.00	



Allotment Class / Object of Expenditure (1)	Code	Allotment Received (2)	Obligations Incurred		Unobligated Balance of Allotment (5) = (2) - (4)	REMARKS (6)
			This Report (3)	To Date (4)		
Postage & Deliveries Expenses	50205010	528,666.94	-2,126.00	18,236.94	510,428.00	
Telephone and Mobile Expense	50205020	30,659,060.06	1,037,808.05	7,478,476.85	23,180,583.21	
Internet Expenses	50205030	9,032,790.51	167,940.01	2,101,073.97	6,931,716.54	
Cable, Radio, Sattelite Expenses	50205040	1,532,610.00	2,610.00	801,500.00	731,110.00	
Confidential Expenses	50210010	100,000,000.00			100,000,000.00	
Extraordinary and Miscellaneous Expenses	50210030	439,105,980.72	24,492,408.18	226,162,183.90	212,643,796.82	
Legal Services	50211010	547,800.00	-3,000.00	41,800.00	506,000.00	
Auditing Expenses	50211020	4,500,000.00	29,928.95	675,466.19	3,624,533.81	
Consultancy Services	50211030	123,731,442.33	585,000.00	19,725,628.01	104,005,814.32	
Other Professional Services	50211990	8,903,206.91	541,000.00	5,611,706.91	3,291,500.00	
Environment/Sanitary Services	50212010	800,000.00		29,000.00	771,000.00	
Janitorial Services	50212020	25,000,000.00		94.31	24,999,905.69	
Security Services	50212030	2,500,000.00		924,374.00	1,575,626.00	
Other General Services	50212990	1,500,000.00			1,500,000.00	
Repair & Maint. - Office Bids.	50213040-01	1,000,000.00			1,000,000.00	
Repair & Maint. - Office Equip.	50213050-02	200,000.00			200,000.00	
Repair & Maint. - IT Equipment	50213050-03	500,000.00			500,000.00	
Repair & Maint. - Communication Eqpt.	50213050-07	1,500,000.00	472,000.00	472,000.00	1,028,000.00	
Repair & Maint.-Fire Equipment	50213050-09	300,000.00			300,000.00	
Repair & Maint. - Medical, Dental, etc.	50213050-11	200,000.00			200,000.00	
Repair & Maint. - Motor Vehicle	50213060-01	2,114,776.54	22,887.88	193,008.24	1,921,768.30	
Repair & Maint. - Furn. & Fixtures	50213070	500,000.00			500,000.00	
Rep&Maint-Semi Exp-Office Equip	50213210-02	100,000.00			100,000.00	
Rep&Maint-Semi Exp-IT Equip	50213210-03	100,000.00			100,000.00	
Rep&Maint-Semi Exp-Disaster Response	50213210-08	100,000.00			100,000.00	
Rep&Maint-Semi Exp-Other Machinery Equip	50213210-99	100,000.00			100,000.00	
Rep&Maint-Semi Exp-Furniture&Fixturre	50213220-01	100,000.00			100,000.00	
Repair & Maint. - Other Property, etc.	50213990	2,300,000.00	697,995.00	1,585,403.92	714,596.08	
Taxes, Duties and Licenses	50215010	1,000,000.00		46,997.18	953,002.82	
Fidelity Bond Premium	50215020	1,078,750.00	11,250.00	152,750.00	916,000.00	
Insurance Premiums	50215030	3,000,000.00		1,891,903.27	1,108,096.73	
Advertisement Expenses	50299010	4,186,000.00			4,186,000.00	
Printing & Binding Expenses	50299020	9,116,730.00	780,000.00	5,675,730.00	3,441,000.00	
Representation Expenses	50299030	96,361,330.71	3,214,208.54	24,774,289.91	71,587,040.80	
Transportation & Delivery Expenses	50299040	782,000.00			782,000.00	



Allotment Class / Object of Expenditure (1)	Code	Allotment Received (2)	Obligations Incurred		Unobligated Balance of Allotment (5) = (2) - (4)	REMARKS (6)
			This Report (3)	To Date (4)		
Rent Expenses	50299050	307,761,834.41	2,834,545.02	87,418,288.67	220,343,545.74	
Membership Dues & Contribution to Orgns	50299060	1,947,000.00		1,074,568.55	872,431.45	
Subscription Expenses	50299070	14,252,322.00	37,401.00	2,248,740.40	12,003,581.60	
Other Maintenance and Other Operating Ex	50299990	533,808,111.74	29,796,562.17	229,347,987.09	304,460,124.65	
<b>Total Maintenance and Other Operating Expenses</b>		<b>2,100,254,323.86</b>	<b>77,899,511.16</b>	<b>688,679,047.28</b>	<b>1,411,575,276.58</b>	
<b>Capital Outlays</b>						
Office Equipment	10605020	7,700,000.00		228,880.00	7,471,120.00	
IT Equipment	10605030	9,550,000.00	96,906.00	751,620.00	8,798,380.00	
Communication Equipment	10605070	3,000,000.00			3,000,000.00	
Firefighting Equipment & Accessories	10605090-01	2,500,000.00			2,500,000.00	
Military, Police & Security Equipment	10605100	2,500,000.00			2,500,000.00	
Medical, Dental & Laboratory Equipment	10605110	1,500,000.00			1,500,000.00	
Printing Equipment	10605120	1,500,000.00			1,500,000.00	
Sports Equipment	10605130	500,000.00			500,000.00	
Motor Vehicles	10606010	3,500,000.00			3,500,000.00	
Furniture & Fixture Equipment	10607010	1,500,000.00			1,500,000.00	
Library Books	10607020	1,500,000.00			1,500,000.00	
Other Property, etc.	10699990	9,770,000.00		289,536.88	9,480,463.12	
Computer Software	10801020	6,000,000.00			6,000,000.00	
<b>Total Capital Outlays</b>		<b>51,020,000.00</b>	<b>96,906.00</b>	<b>1,270,086.88</b>	<b>49,749,913.12</b>	
<b>Total Current Operating Expenditures</b>		<b>5,613,485,000.00</b>	<b>311,986,520.90</b>	<b>2,251,093,051.01</b>	<b>3,362,391,948.99</b>	
<b>TOTAL CURRENT OPERATING EXPENDITURES</b>		<b>5,613,485,000.00</b>	<b>311,986,520.90</b>	<b>2,251,093,051.01</b>	<b>3,362,391,948.99</b>	
<b>CONTINUING APPROPRIATIONS</b>						
<b>REGULAR</b>						
Maintenance and Other Operating Expenses						
Travelling Expenses - Local	50201010	175,061,136.85	18,050,413.37	108,704,762.50	66,356,374.35	
Travelling Expenses - Foreign	50201020	11,071,520.00			11,071,520.00	
Training Expenses	50202010	240,000.00			240,000.00	
IT/Office Supplies Expenses	50203010	7,592,965.10	53,380.00	162,070.21	7,410,894.89	
Accountable Forms Expenses	50203020	7,800.00			7,800.00	
Welfare Good Expenses	50203060	10,411,409.31		750,000.00	9,661,409.31	



Allotment Class / Object of Expenditure (1)	Code	Allotment Received (2)	Obligations Incurred		Unobligated Balance of Allotment (5) = (2) - (4)	REMARKS (6)
			This Report (3)	To Date (4)		
Semi-Expendable Office Equipment	50203210-02	150,000.00			150,000.00	
Semi-Expendable ICT Equipment	50203210-03	150,600.00			150,600.00	
Semi-Expendable Other Machinery & Equipm	50203210-99	550,214.32			550,214.32	
Other Supplies Expenses	50203990	1,752,249.37			1,752,249.37	
Water Expenses	50204010	6,034,108.00			6,034,108.00	
Electricity Expenses	50204020	30,149,283.00	1,216,076.13	3,550,028.03	2,484,079.97	
Postage & Deliveries Expenses	50205010	11,000.00			11,000.00	
Telephone and Mobile Expense	50205020	9,489,370.32	166,362.32	915,647.09	8,573,723.23	
Internet Expenses	50205030	2,664,600.00	240,186.20	530,456.20	2,134,143.80	
Confidential Expenses	50210010	100,000,000.00			100,000,000.00	
Extraordinary and Miscellaneous Expenses	50210030	56,332,705.00	3,391,500.00	20,033,062.25	36,299,622.75	
Legal Services	50211010	25,800.00		10,300.00	15,500.00	
Consultancy Services	50211030	184,341,320.27	9,232,413.37	73,372,755.73	110,968,554.54	
Other Professional Services	50211990	25,516,064.52	233,500.00	10,209,034.55	15,307,029.97	
Janitorial Services	50212020	24,954,330.48	6,097,161.51	17,124,516.38	7,829,814.10	
Security Services	50212030	4,000,000.00	462,187.00	1,386,561.00	2,613,439.00	
Repair & Maint. - Motor Vehicle	50213060-01	450,000.00	10,000.00	57,472.21	392,527.79	
Repair & Maint. - Other Property, etc.	50213990	50,000.00			50,000.00	
Fidelity Bond Premium	50215020	121,500.00	24,000.00	91,500.00	30,000.00	
Printing & Binding Expenses	50299020	40,000.00			40,000.00	
Representation Expenses	50299030	46,931,377.07	2,205,326.23	12,866,091.32	34,063,265.75	
Rent Expenses	50299050	126,641,541.81	63,331.13	103,546,823.11	23,092,658.70	
Subscription Expenses	50299070	6,946,700.94	1,044,321.69	3,329,661.94	2,617,039.00	
Other Maintenance and Other Operating Ex	50299990	203,872,782.90	18,248,662.30	110,240,238.19	93,632,544.71	
<b>Total Maintenance and Other Operating Expenses</b>		<b>1,034,560,379.26</b>	<b>65,509,327.02</b>	<b>486,436,687.93</b>	<b>548,123,491.33</b>	
<b>Capital Outlays</b>						
Office Equipment	10605020	4,219,698.00		258,000.00	3,961,698.00	
IT Equipment	10605030	23,306,410.00	4,092,250.00	5,510,497.00	17,795,913.00	
Communication Equipment	10605070	800,000.00			800,000.00	
Firefighting Equipment & Accessories	10605090-01	300,000.00			300,000.00	
Military, Police & Security Equipment	10605100	3,500,000.00			3,500,000.00	
Medical, Dental & Laboratory Equipment	10605110	1,400,000.00		272,000.00	1,128,000.00	
Sports Equipment	10605130	500,000.00			500,000.00	




Allotment Class / Object of Expenditure (1)	Code	Allotment Received (2)	Obligations Incurred		Unobligated Balance of Allotment (5) = (2) - (4)	REMARKS (6)
			This Report (3)	To Date (4)		
Motor Vehicles	10606010	6,871,112.00	2,108,988.00	2,108,988.00	4,762,124.00	
Furniture & Fixture Equipment	10607010	933,749.00	90,000.00	90,000.00	843,749.00	
Library Books	10607020	1,500,000.00			1,500,000.00	
Other Property, etc.	10699990	16,200,801.00	487,990.20	670,690.20	15,530,110.80	
Computer Software	10801020	12,000,000.00			12,000,000.00	
<i>Total Capital Outlays</i>		71,531,770.00	6,779,228.20	8,910,175.20	62,621,594.80	
<i>Total Continuing Appropriations Regular</i>		1,106,092,149.26	72,288,555.22	495,347,063.13	610,745,086.13	
<b>TOTAL CONTINUING APPROPRIATIONS</b>		1,106,092,149.26	72,288,555.22	495,347,063.13	610,745,086.13	
<b>TOTAL PROPER AND SECRETARIAT</b>		6,719,577,145.26	384,275,076.12	2,748,440,114.14	3,973,137,035.12	
<b>PROGRAM B - LOCALLY FUNDED PROJECTS</b>						
<b>SENATE RELOCATION</b>						
<b>CURRENT OPERATING EXPENDITURES</b>						
<b>Maintenance and Other Operating Expenses</b>						
Consultancy Services	50211030	9,000,000.00		402,000.00	8,598,000.00	
Representation Expenses	50299030	520,000.00			520,000.00	
Other Maintenance and Other Operating Ex	50299990	480,000.00			480,000.00	
<i>Total Maintenance and Other Operating Expenses</i>		10,000,000.00		402,000.00	9,598,000.00	
<b>Capital Outlays</b>						
Land Outlay	10601010	209,760,000.00		209,760,000.00		
Office Buildings	10604010	3,167,240,000.00			3,167,240,000.00	
<i>Total Capital Outlays</i>		3,377,000,000.00		209,760,000.00	3,167,240,000.00	
<i>Total Current Operating Expenditures</i>		3,387,000,000.00		210,162,000.00	3,176,838,000.00	
<b>TOTAL LOCALLY-FUNDED PROJECTS</b>		3,387,000,000.00		210,162,000.00	3,176,838,000.00	
<b>CONTINUING APPROPRIATIONS</b>						
<b>REGULAR</b>						
<b>Maintenance and Other Operating Expenses</b>						
Consultancy Services	50211030	4,808,000.00	402,000.00	2,010,000.00	2,798,000.00	
Representation Expenses	50299030	520,000.00			520,000.00	



Allotment Class / Object of Expenditure (1)	Code	Allotment Received (2)	Obligations Incurred		Unobligated Balance of Allotment (5) = (2) - (4)	REMARKS (6)
			This Report (3)	To Date (4)		
Other Maintenance and Other Operating Ex	50299990	480,000.00			480,000.00	
<b>Total Maintenance and Other Operating Expenses</b>		<b>5,808,000.00</b>	<b>402,000.00</b>	<b>2,010,000.00</b>	<b>3,798,000.00</b>	
Capital Outlays						
Office Buildings	10604010	4,377,000,000.00		2,877,000,000.00	1,500,000,000.00	
<b>Total Capital Outlays</b>		<b>4,377,000,000.00</b>		<b>2,877,000,000.00</b>	<b>1,500,000,000.00</b>	
<b>Total Continuing Appropriations Regular</b>		<b>4,382,808,000.00</b>	<b>402,000.00</b>	<b>2,879,010,000.00</b>	<b>1,503,798,000.00</b>	
<b>TOTAL CONTINUING APPROPRIATIONS</b>		<b>4,382,808,000.00</b>	<b>402,000.00</b>	<b>2,879,010,000.00</b>	<b>1,503,798,000.00</b>	
<b>TOTAL PROGRAM B</b>		<b>7,769,808,000.00</b>	<b>402,000.00</b>	<b>3,089,172,000.00</b>	<b>4,680,636,000.00</b>	
<b>GRAND TOTAL</b>		<b>14,489,385,149.26</b>	<b>384,677,076.12</b>	<b>5,835,612,114.14</b>	<b>8,653,773,035.12</b>	

Certified Correct:

Submitted By:

  
**RIOS A C. MANALANSAN**  
 Chief, Legislative Budget Service

  
**ATTY. MYRA MARIE D. VILLARICA**  
 Senate Secretary



STATEMENT OF ALLOTMENT, OBLIGATIONS AND BALANCES

As of August 31, 2021

(Summary by Source)

DEPARTMENT  
Agency: SENATE  
Fund: General

Allotment Class / Object of Expenditure  (1)	Code	Allotment Received  (2)	Obligations Incurred		Unobligated Balance of Allotment  (5) = (2) - (4)	REMARKS  (6)
			This Report  (3)	To Date  (4)		
PROGRAM A1 & A2 SECRETARIAT AND LEGISLATIVE PROPER SERVICES CURRENT OPERATING EXPENDITURES						
Personnel Services						
Salaries - Itemized Position	50101010	1,435,240,119.16	98,490,711.67	788,078,870.24	649,161,248.92	
Salary Increase	50101010-02	44,000,000.00	2,656,538.56	20,841,571.41	23,158,428.59	
Salaries & Wages - Unfilled Position	50101010-A	101,804,000.00			101,804,000.00	
Casual Wages	50101020-01	53,000,000.00	4,071,730.00	33,165,208.98	19,814,791.02	
Contractual Wages	50101020-02	19,200,000.00	1,384,280.00	11,498,550.94	7,701,449.06	
Casual Increase	50101020-12	3,200,000.00	198,406.00	1,615,085.60	1,584,914.40	
Contractual Increase	50101020-22	800,000.00	35,386.00	291,676.90	508,323.10	
PERA	50102010	54,169,000.00	3,675,000.01	29,104,060.63	25,064,919.17	
Representation Allowance (RA)	50102020	15,564,000.00	885,000.00	7,308,875.00	8,255,125.00	
Transportation Allowance (TA)	50102030	13,564,000.00	772,000.00	6,404,875.00	7,159,125.00	
Clothing/Uniform Allowance	50102040	14,500,000.00	12,000.00	10,842,000.00	3,658,000.00	
Health Workers Benefits	50102060	500,000.00	20,550.00	86,400.00	413,600.00	
Honoraria	50102100	1,200,000.00	9,125.00	211,125.00	988,875.00	
Longevity Pay	50102120	91,000,000.00	61,743.50	42,837,045.59	48,162,954.41	
Overtime Services	50102130	28,000,000.00	496,661.91	4,020,933.48	23,979,066.52	
Year-End Bonus	50102140	103,000,000.00	45,751.80	46,527.80	102,951,472.20	
Year-End Bonus Increase	50102140-02	6,000,000.00			6,000,000.00	
Cash Gift	50102150	12,500,000.00	3,000.00	3,000.00	12,497,000.00	
Other Bonuses and Allowances	50102990	216,800,000.00	262,182.33	125,882,721.52	90,917,278.48	
Provident Fund Contributions (SEF)	50103050	28,500,000.00	1,720,534.64	13,682,953.58	14,817,046.42	
Terminal Leave	50104030	30,000,000.00	220,535.96	13,013,688.16	16,986,311.84	



Allotment Class / Object of Expenditure (1)	Code	Allotment Received (2)	Obligations Incurred		Unobligated Balance of Allotment (5) = (2) - (4)	REMARKS (6)
			This Report (3)	To Date (4)		
Other Personnel Benefits	50104990	966,446,740.00	23,564,976.94	494,891,822.98	491,554,917.02	
<b>Total Personnel Services</b>		<b>3,258,987,859.16</b>	<b>136,606,314.32</b>	<b>1,601,849,013.01</b>	<b>1,657,138,846.15</b>	
<b>Personnel Services</b>						
GSIS Contribution	50103010	164,906,000.00	12,281,814.40	97,645,819.63	67,262,180.37	
GSIS (RLIP)	50103010-02	6,600,000.00	337,428.12	2,677,463.00	3,922,537.00	
Pag-Ibig Contribution	50103020	4,000,000.00	179,900.00	1,450,650.00	2,549,150.00	
PhilHealth Contribution	50103030	19,000,000.00	1,151,375.55	8,806,603.60	10,193,396.40	
ECC Contribution	50103040	4,000,000.00	182,000.00	1,453,000.00	2,547,000.00	
<b>Total Personnel Services</b>		<b>198,508,000.00</b>	<b>14,132,518.07</b>	<b>112,033,736.23</b>	<b>86,474,263.77</b>	
<b>Total Personnel Services</b>		<b>3,457,495,859.16</b>	<b>152,738,832.39</b>	<b>1,713,882,749.24</b>	<b>1,743,613,109.92</b>	
<b>Maintenance and Other Operating Expenses</b>						
Travelling Expenses - Local	50201010	210,272,652.93	4,999,918.50	52,954,617.79	157,318,235.14	
Travelling Expenses - Foreign	50201020	33,591,134.00			33,591,134.00	
Training Expenses	50202010	19,527,000.00	1,513,483.04	12,076,363.04	7,450,636.96	
IT/Office Supplies Expenses	50203010	27,682,000.10	25,066.00	7,859,015.57	19,822,984.53	
Accountable Forms Expenses	50203020	1,268,900.00	1,200.00	2,400.00	1,266,500.00	
Welfare Good Expenses	50203060	2,396,728.60	62,500.00	696,728.60	1,600,000.00	
Medical, Dental & Lab. Supplies Expenses	50203080	2,500,000.00	54,666.13	477,994.68	2,022,005.32	
Fuel, Oil & Lubricants Expenses	50203090	4,105,000.00	143,924.57	759,555.07	3,345,444.93	
Military, Police & Traffic Supplies Exp.	50203120	900,000.00		548,760.00	351,240.00	
Semi-Expendable Office Equipment	50203210-02	500,000.00			500,000.00	
Semi-Expendable ICT Equipment	50203210-03	1,505,000.00	16,170.00	71,834.00	1,433,166.00	
Semi-Expendable Communication Equipment	50203210-07	600,000.00			600,000.00	
Semi-Expendable Disaster Response & Resc	50203210-08	1,500,000.00		112,760.00	1,387,240.00	
Semi-Expendable Military, Police & Securi	50203210-09	1,600,000.00			1,600,000.00	
Semi-Expendable Medical Equipment	50203210-10	1,500,000.00	10,997.00	10,997.00	1,489,003.00	
Semi-Expendable Printing Equipment	50203210-11	300,000.00			300,000.00	
Semi-Expendable Sports Equipment	50203210-12	300,000.00			300,000.00	
Semi-Expendable Other Machinery & Equipm	50203210-99	2,500,000.00	11,994.00	193,945.00	2,306,055.00	
Semi-Expendable Furniture & Fixture	50203220-01	2,000,000.00		31,900.00	1,968,100.00	
Semi-Expendable Books	50203220-02	2,000,000.00		172,446.00	1,827,552.00	
Other Supplies Expenses	50203990	14,094,162.64	728,807.52	1,878,540.13	12,215,622.71	
Water Expenses	50204010	4,780,096.00	2,870.00	10,556.75	4,769,539.25	
Electricity Expenses	50204020	31,653,248.00	16,500.00	49,500.00	31,603,748.00	



Allotment Class / Object of Expenditure (1)	Code	Allotment Received (2)	Obligations Incurred		Unobligated Balance of Allotment (5) = (2) - (4)	REMARKS (6)
			This Report (3)	To Date (4)		
Postage & Deliveries Expenses	50205010	537,879.94	7,213.00	25,451.94	512,428.00	
Telephone and Mobile Expense	50205020	30,072,569.64	1,252,266.14	8,730,742.99	21,341,826.65	
Internet Expenses	50205030	8,917,566.19	228,424.95	2,329,498.92	6,588,087.27	
Cable, Radio, Satellite Expenses	50205040	1,530,000.00	-5,000.00	796,500.00	733,500.00	
Confidential Expenses	50210010	100,000,000.00			100,000,000.00	
Extraordinary and Miscellaneous Expenses	50210030	443,672,765.72	24,948,000.00	251,110,163.90	192,562,601.82	
Legal Services	50211010	569,500.00	20,700.00	62,500.00	507,000.00	
Auditing Expenses	50211020	4,500,000.00	294,457.29	969,923.48	3,530,076.52	
Consultancy Services	50211030	119,626,366.01	3,422,327.00	23,147,955.01	96,478,411.00	
Other Professional Services	50211990	9,976,206.91	542,000.00	6,163,706.91	3,822,500.00	
Environment/Sanitary Services	50212010	800,000.00		29,000.00	771,000.00	
Janitorial Services	50212020	25,000,000.00		94.31	24,999,905.69	
Security Services	50212030	2,500,000.00		924,374.00	1,575,626.00	
Other General Services	50212990	1,500,000.00			1,500,000.00	
Repair & Maint. - Office Bldgs.	50213040-01	1,000,000.00			1,000,000.00	
Repair & Maint. - Office Equip.	50213050-02	200,000.00			200,000.00	
Repair & Maint. - IT Equipment	50213050-03	500,000.00			500,000.00	
Repair & Maint. - Communication Eqpt.	50213050-07	1,500,000.00		472,000.00	1,028,000.00	
Repair & Maint. - Fire Equipment	50213050-09	300,000.00			300,000.00	
Repair & Maint. - Medical, Dental, etc.	50213050-11	200,000.00			200,000.00	
Repair & Maint. - Motor Vehicle	50213060-01	2,114,776.54		193,008.24	1,921,768.30	
Repair & Maint. - Furn. & Fixtures	50213070	500,000.00			500,000.00	
Rep&Maint-Semi Exp-Office Equip	50213210-02	100,000.00			100,000.00	
Rep&Maint-Semi Exp-IT Equip	50213210-03	100,000.00			100,000.00	
Rep&Maint-Semi Exp-Disaster Response	50213210-08	100,000.00			100,000.00	
Rep&Maint-Semi Exp-Other Machinery Equip	50213210-99	100,000.00			100,000.00	
Rep&Maint-Semi Exp-Furniture&Fixturre	50213220-01	100,000.00			100,000.00	
Repair & Maint. - Other Property, etc.	50213990	2,300,000.00		1,585,403.92	714,596.08	
Taxes, Duties and Licenses	50215010	1,000,000.00		46,997.18	953,002.82	
Fidelity Bond Premium	50215020	1,101,250.00	22,500.00	165,250.00	916,000.00	
Insurance Premiums	50215030	3,000,000.00	6,502.48	1,898,405.75	1,101,594.25	
Advertisement Expenses	50299010	4,166,000.00			4,166,000.00	
Printing & Binding Expenses	50299020	9,805,730.00	689,000.00	6,364,730.00	3,441,000.00	
Representation Expenses	50299030	97,075,065.66	4,395,893.63	29,170,183.54	67,904,882.32	
Transportation & Delivery Expenses	50299040	782,000.00			782,000.00	



Allotment Class / Object of Expenditure (1)	Code	Allotment Received (2)	Obligations Incurred		Unobligated Balance of Allotment (5) = (2) - (4)	REMARKS (6)
			This Report (3)	To Date (4)		
Rent Expenses	50299050	305,457,518.91	3,984,762.04	91,403,070.71	214,054,448.20	
Membership Dues & Contribution to Orgns	50299060	1,947,000.00		1,074,558.55	872,431.45	
Subscription Expenses	50299070	13,320,223.00	28,959.00	2,277,699.40	11,042,523.60	
Other Maintenance and Other Operating Ex	50299990	541,900,559.45	28,815,511.21	258,163,498.30	283,737,061.15	
<b>Total Maintenance and Other Operating Expenses</b>		<b>2,104,969,140.84</b>	<b>76,243,615.60</b>	<b>764,922,662.88</b>	<b>1,340,046,477.96</b>	
<b>Capital Outlays</b>						
Office Equipment	10605020	7,700,000.00		228,830.00	7,471,120.00	
IT Equipment	10605030	9,550,000.00		751,520.00	8,798,330.00	
Communication Equipment	10605070	3,000,000.00			3,000,000.00	
Firefighting Equipment & Accessories	10605090-01	2,500,000.00			2,500,000.00	
Military, Police & Security Equipment	10605100	2,500,000.00			2,500,000.00	
Medical, Dental & Laboratory Equipment	10605110	1,500,000.00			1,500,000.00	
Printing Equipment	10605120	1,500,000.00			1,500,000.00	
Sports Equipment	10605130	500,000.00			500,000.00	
Motor Vehicles	10606010	3,500,000.00			3,500,000.00	
Furniture & Fixture Equipment	10607010	1,500,000.00			1,500,000.00	
Library Books	10607020	1,500,000.00			1,500,000.00	
Other Property, etc.	10699990	9,770,000.00		289,566.88	9,480,413.12	
Computer Software	10801020	6,000,000.00			6,000,000.00	
<b>Total Capital Outlays</b>		<b>51,020,000.00</b>		<b>1,270,086.88</b>	<b>49,749,913.12</b>	
<b>Total Current Operating Expenditures</b>		<b>5,613,485,000.00</b>	<b>228,982,447.99</b>	<b>2,480,075,499.00</b>	<b>3,133,409,501.00</b>	
<b>TOTAL CURRENT OPERATING EXPENDITURES</b>		<b>5,613,485,000.00</b>	<b>228,982,447.99</b>	<b>2,480,075,499.00</b>	<b>3,133,409,501.00</b>	
<b>CONTINUING APPROPRIATIONS</b>						
<b>REGULAR</b>						
<b>Maintenance and Other Operating Expenses</b>						
Travelling Expenses - Local	50201010	175,061,136.85	18,469,690.78	127,174,453.23	47,886,683.57	
Travelling Expenses - Foreign	50201020	11,071,520.00			11,071,520.00	
Training Expenses	50202010	240,000.00			240,000.00	
IT/Office Supplies Expenses	50203010	7,592,965.10	101,957.25	264,027.46	7,308,937.64	
Accountable Forms Expenses	50203020	7,800.00			7,800.00	
Welfare Good Expenses	50203060	10,411,409.31	3,132,000.00	3,882,000.00	6,529,409.31	



Allotment Class / Object of Expenditure (1)	Code	Allotment Received (2)	Obligations Incurred		Unobligated Balance of Allotment (5) = (2) - (4)	REMARKS (6)
			This Report (3)	To Date (4)		
Semi-Expendable Office Equipment	50203210-02	150,000.00			150,000.00	
Semi-Expendable ICT Equipment	50203210-03	150,600.00			150,600.00	
Semi-Expendable Other Machinery & Equipm	50203210-99	550,214.32		12,996.00	537,218.32	
Other Supplies Expenses	50203990	1,752,249.37	13,479.43	19,538.01	1,732,711.36	
Water Expenses	50204010	6,034,108.00		3,550,023.03	2,484,079.97	
Electricity Expenses	50204020	30,149,233.00	1,431,932.50	20,944,555.19	9,204,587.81	
Postage & Deliveries Expenses	50205010	11,000.00			11,000.00	
Telephone and Mobile Expense	50205020	9,469,370.32	172,073.85	1,037,720.94	8,401,649.38	
Internet Expenses	50205030	2,664,600.00	56,657.80	587,114.00	2,077,486.00	
Confidential Expenses	50210010	100,000,000.00			100,000,000.00	
Extraordinary and Miscellaneous Expenses	50210030	56,332,705.00	3,425,616.68	23,453,658.93	32,874,006.07	
Legal Services	50211010	25,800.00		10,300.00	15,500.00	
Consultancy Services	50211030	134,341,320.27	10,472,233.24	83,644,958.97	100,496,321.30	
Other Professional Services	50211990	25,516,054.52	1,675,447.42	11,864,481.97	13,631,582.55	
Janitorial Services	50212020	24,954,330.48	124,309.73	17,248,826.11	7,705,504.37	
Security Services	50212030	4,000,000.00	462,187.00	1,845,748.00	2,151,252.00	
Repair & Maint. - Motor Vehicle	50213060-01	450,000.00		57,472.21	392,527.79	
Repair & Maint. - Other Property, etc.	50213990	50,000.00			50,000.00	
Fidelity Bond Premium	50215020	121,500.00		91,500.00	30,000.00	
Printing & Binding Expenses	50299020	40,000.00			40,000.00	
Representation Expenses	50299030	46,931,377.07	2,226,656.65	15,094,749.97	31,836,627.10	
Rent Expenses	50299050	125,641,541.81	20,223,939.17	123,772,822.28	2,868,719.53	
Subscription Expenses	50299070	5,946,700.94		3,329,661.94	2,617,039.00	
Other Maintenance and Other Operating Ex	50299990	203,872,782.90	18,855,850.00	129,096,088.19	74,776,694.71	
<b>Total Maintenance and Other Operating Expenses</b>		<b>1,034,560,379.26</b>	<b>80,844,033.55</b>	<b>567,260,921.46</b>	<b>467,279,457.76</b>	
<b>Capital Outlays</b>						
Office Equipment	10605020	4,219,698.00	19,880.00	277,660.00	3,941,818.00	
IT Equipment	10605030	23,306,410.00	16,800.00	5,527,297.00	17,779,113.00	
Communication Equipment	10605070	800,000.00			800,000.00	
Firefighting Equipment & Accessories	10605090-01	300,000.00			300,000.00	
Military, Police & Security Equipment	10605100	3,500,000.00			3,500,000.00	
Medical, Dental & Laboratory Equipment	10605110	1,400,000.00		272,000.00	1,128,000.00	
Sports Equipment	10605130	500,000.00			500,000.00	



Allotment Class / Object of Expenditure  (1)	Code	Allotment Received  (2)	Obligations Incurred		Unobligated Balance of Allotment  (5) = (2) - (4)	REMARKS  (6)
			This Report  (3)	To Date  (4)		
Motor Vehicles	10606010	6,871,112.00	150,000.00	2,258,998.00	4,612,124.00	
Furniture & Fixture Equipment	10607010	933,749.00		90,000.00	843,749.00	
Library Books	10607020	1,500,000.00			1,500,000.00	
Other Property, etc.	10699990	16,200,601.00	64,500.00	735,190.20	15,465,510.80	
Computer Software	10801020	12,000,000.00			12,000,000.00	
<i>Total Capital Outlays</i>		71,531,770.00	251,180.00	9,151,355.20	62,370,414.80	
<i>Total Continuing Appropriations Regular</i>		1,106,092,149.26	81,095,213.55	576,442,276.68	529,549,872.58	
<b>TOTAL CONTINUING APPROPRIATIONS</b>		1,106,092,149.26	81,095,213.55	576,442,276.68	529,549,872.58	
<b>TOTAL PROPER AND SECRETARIAT</b>		6,719,577,149.26	310,077,651.54	3,058,517,775.68	3,663,059,373.58	
<b>PROGRAM B - LOCALLY FUNDED PROJECTS</b>						
<b>SENATE RELOCATION</b>						
<b>CURRENT OPERATING EXPENDITURES</b>						
<b>Maintenance and Other Operating Expenses</b>						
Consultancy Services	50211030	9,000,000.00		402,000.00	8,598,000.00	
Representation Expenses	50299030	520,000.00			520,000.00	
Other Maintenance and Other Operating Ex	50299990	480,000.00			480,000.00	
<i>Total Maintenance and Other Operating Expenses</i>		10,000,000.00		402,000.00	9,598,000.00	
<b>Capital Outlays</b>						
Land Outlay	10601010	209,760,000.00		209,760,000.00		
Office Buildings	10604010	3,167,240,000.00			3,167,240,000.00	
<i>Total Capital Outlays</i>		3,377,000,000.00		209,760,000.00	3,167,240,000.00	
<i>Total Current Operating Expenditures</i>		3,387,000,000.00		210,162,000.00	3,176,838,000.00	
<b>TOTAL LOCALLY-FUNDED PROJECTS</b>		3,387,000,000.00		210,162,000.00	3,176,838,000.00	
<b>CONTINUING APPROPRIATIONS</b>						
<b>REGULAR</b>						
<b>Maintenance and Other Operating Expenses</b>						
Consultancy Services	50211030	4,808,000.00	402,000.00	2,412,000.00	2,396,000.00	
Representation Expenses	50299030	520,000.00			520,000.00	



Allotment Class / Object of Expenditure (1)	Code	Allotment Received (2)	Obligations Incurred		Unobligated Balance of Allotment (5) = (2) - (4)	REMARKS (6)
			This Report (3)	To Date (4)		
Other Maintenance and Other Operating Ex	50299990	480,000.00			480,000.00	
<b>Total Maintenance and Other Operating Expenses</b>		<b>5,808,000.00</b>	<b>402,000.00</b>	<b>2,412,000.00</b>	<b>3,396,000.00</b>	
Capital Outlays						
Office Buildings	10804010	4,377,000,000.00		2,877,000,000.00	1,500,000,000.00	
<b>Total Capital Outlays</b>		<b>4,377,000,000.00</b>		<b>2,877,000,000.00</b>	<b>1,500,000,000.00</b>	
<b>Total Continuing Appropriations Regular</b>		<b>4,382,808,000.00</b>	<b>402,000.00</b>	<b>2,879,412,000.00</b>	<b>1,503,396,000.00</b>	
<b>TOTAL CONTINUING APPROPRIATIONS</b>		<b>4,382,808,000.00</b>	<b>402,000.00</b>	<b>2,879,412,000.00</b>	<b>1,503,396,000.00</b>	
<b>TOTAL PROGRAM B</b>		<b>7,769,808,000.00</b>	<b>402,000.00</b>	<b>3,089,574,000.00</b>	<b>4,680,234,000.00</b>	
<b>GRAND TOTAL</b>		<b>14,489,385,149.26</b>	<b>310,479,661.54</b>	<b>6,146,091,775.66</b>	<b>8,343,293,373.58</b>	

Certified Correct:

Submitted By:

*Riosa C. Manalansan*  
**RIOS A C. MANALANSAN**  
 Chief, Legislative Budget Service

*sp*

*Myra Marie D. Villarica*  
**ATTY. MYRA MARIE D. VILLARICA**  
 Senate Secretary



**STATEMENT OF ALLOTMENT, OBLIGATIONS AND BALANCES**  
 As of September 30, 2021  
 (Summary by Source)

DEPARTMENT  
 Agency: SENATE  
 Fund: General

Allotment Class / Object of Expenditure  (1)	Code	Allotment Received  (2)	Obligations Incurred		Unobligated Balance of Allotment  (5) = (2) - (4)	REMARKS  (6)
			This Report  (3)	To Date  (4)		
<b>PROGRAM A1 &amp; A2</b>						
<b>SECRETARIAT AND LEGISLATIVE PROPER SERVICES</b>						
<b>CURRENT OPERATING EXPENDITURES</b>						
<b>Personnel Services</b>						
Salaries - Itemized Position	50101010	1,430,627,302.18	100,217,252.22	886,296,122.46	544,331,179.72	
Salary Increase	50101010-02	44,000,000.00	2,563,193.01	23,404,764.42	20,595,235.58	
Salaries & Wages - Unfilled Position	50101010-A	101,804,000.00			101,804,000.00	
Casual Wages	50101020-01	53,000,000.00	4,049,414.00	37,234,622.98	15,765,377.02	
Contractual Wages	50101020-02	19,200,000.00	1,384,280.00	12,882,830.94	6,317,169.06	
Casual Increase	50101020-12	3,200,000.00	196,845.00	1,811,930.60	1,388,069.40	
Contractual Increase	50101020-22	800,000.00	35,386.00	327,062.90	472,937.10	
PERA	50102010	54,086,500.00	3,693,303.38	32,797,364.21	21,289,115.79	
Representation Allowance (RA)	50102020	15,564,000.00	903,500.00	8,212,375.00	7,351,625.00	
Transportation Allowance (TA)	50102030	13,564,000.00	790,500.00	7,195,375.00	6,368,625.00	
Clothing/Uniform Allowance	50102040	14,500,000.00	12,000.00	10,654,000.00	3,646,000.00	
Health Workers Benefits	50102060	500,000.00		86,400.00	413,600.00	
Honoraria	50102100	1,200,000.00	224,850.00	435,975.00	764,025.00	
Longevity Pay	50102120	91,000,000.00	17,423.50	42,854,469.09	48,145,530.91	
Overtime Services	50102130	28,000,000.00	684,634.23	4,705,567.71	23,294,432.29	
Year-End Bonus	50102140	103,000,000.00	108,981.30	157,509.10	102,842,490.90	
Year-End Bonus Increase	50102140-02	6,000,000.00	1,631.40	1,631.40	5,998,368.60	
Cash Gift	50102150	12,500,000.00	6,500.00	9,500.00	12,490,500.00	
Other Bonuses and Allowances	50102990	216,800,000.00	298,115.00	126,180,836.52	90,619,163.48	
Provident Fund Contributions (SEF)	50103050	28,500,000.00	1,707,185.98	15,390,139.56	13,109,860.44	
Terminal Leave	50104030	30,000,000.00	998,765.24	14,012,453.40	15,987,546.60	



Allotment Class / Object of Expenditure (1)	Code	Allotment Received (2)	Obligations Incurred		Unobligated Balance of Allotment (5) = (2) - (4)	REMARKS (6)
			This Report (3)	To Date (4)		
Other Personnel Benefits	50104990	986,427,240.00	29,474,619.26	524,366,442.26	462,060,797.74	
<b>Total Personnel Services</b>		<b>3,254,273,042.18</b>	<b>147,368,379.54</b>	<b>1,749,217,392.55</b>	<b>1,505,055,649.63</b>	
<b>Personnel Services</b>						
GSIS Contribution	50103010	164,908,000.00	12,488,856.49	110,134,676.12	54,773,323.88	
GSIS (RLIP)	50103010-02	6,600,000.00	323,232.00	3,000,695.00	3,599,305.00	
Pag-Ibig Contribution	50103020	4,000,000.00	179,900.00	1,630,750.00	2,369,250.00	
PhilHealth Contribution	50103030	19,000,000.00	1,088,567.65	9,895,171.25	9,104,828.75	
ECC Contribution	50103040	4,000,000.00	187,000.00	1,640,000.00	2,360,000.00	
<b>Total Personnel Services</b>		<b>198,508,000.00</b>	<b>14,267,556.14</b>	<b>126,301,292.37</b>	<b>72,206,707.63</b>	
<b>Total Personnel Services</b>		<b>3,452,781,042.18</b>	<b>161,635,935.68</b>	<b>1,875,518,684.92</b>	<b>1,577,262,357.26</b>	
<b>Maintenance and Other Operating Expenses</b>						
Travelling Expenses - Local	50201010	207,310,168.61	4,265,950.22	57,220,569.01	150,089,600.60	
Travelling Expenses - Foreign	50201020	32,991,134.00			32,991,134.00	
Training Expenses	50202010	20,929,000.00	1,517,000.00	13,593,363.04	7,335,636.96	
IT/Office Supplies Expenses	50203010	26,477,622.80	18,802.29	7,877,817.86	18,599,804.94	
Accountable Forms Expenses	50203020	1,269,400.00		2,400.00	1,267,000.00	
Welfare Good Expenses	50203060	2,696,726.60		596,728.80	2,100,000.00	
Medical, Dental & Lab. Supplies Expenses	50203080	2,500,000.00	-57,400.00	420,594.68	2,079,405.32	
Fuel, Oil & Lubricants Expenses	50203090	4,105,000.00	54,206.86	813,761.93	3,291,238.07	
Military, Police & Traffic Supplies Exp.	50203120	900,000.00		548,760.00	351,240.00	
Semi-Expendable Office Equipment	50203210-02	500,000.00			500,000.00	
Semi-Expendable ICT Equipment	50203210-03	1,505,000.00	7,700.00	79,534.00	1,425,466.00	
Semi-Expendable Communication Equipment	50203210-07	600,000.00			600,000.00	
Semi-Expendable Disaster Response & Resc	50203210-08	1,500,000.00		112,760.00	1,387,240.00	
Semi-Expendable Military, Police & Securi	50203210-09	1,600,000.00	36,000.00	36,000.00	1,564,000.00	
Semi-Expendable Medical Equipment	50203210-10	1,500,000.00	19,800.00	30,797.00	1,469,203.00	
Semi-Expendable Printing Equipment	50203210-11	300,000.00			300,000.00	
Semi-Expendable Sports Equipment	50203210-12	300,000.00			300,000.00	
Semi-Expendable Other Machinery & Equipm	50203210-99	2,500,000.00		193,945.00	2,306,055.00	
Semi-Expendable Furniture & Fixture	50203220-01	2,000,000.00		31,900.00	1,968,100.00	
Semi-Expendable Books	50203220-02	2,000,000.00		172,443.00	1,827,557.00	
Other Supplies Expenses	50203990	13,467,691.82	435,524.38	2,314,064.51	11,153,627.31	
Water Expenses	50204010	4,710,520.00		10,556.75	4,699,963.25	
Electricity Expenses	50204020	31,240,110.00	-3,000.00	46,500.00	31,193,610.00	



Allotment Class / Object of Expenditure (1)	Code	Allotment Received (2)	Obligations Incurred		Unobligated Balance of Allotment (5) = (2) - (4)	REMARKS (6)
			This Report (3)	To Date (4)		
Postage & Deliveries Expenses	50205010	546,270.94	6,391.00	31,842.94	514,428.00	
Telephone and Mobile Expense	50205020	29,200,179.22	1,144,198.51	9,874,941.50	19,325,237.72	
Internet Expenses	50205030	8,706,660.34	429,966.16	2,759,465.08	5,947,195.26	
Cable, Radio, Sattelite Expenses	50205040	1,535,000.00	7,650.00	804,150.00	730,850.00	
Confidential Expenses	50210010	100,000,000.00			100,000,000.00	
Extraordinary and Miscellaneous Expenses	50210030	448,957,705.10	48,796,314.38	299,906,498.28	149,051,206.82	
Legal Services	50211010	576,500.00	8,000.00	70,500.00	508,000.00	
Auditing Expenses	50211020	4,500,000.00	303,424.32	1,273,347.80	3,226,652.20	
Consultancy Services	50211030	115,230,289.69	6,938,283.29	30,086,238.30	85,144,051.39	
Other Professional Services	50211990	11,049,206.91	1,767,000.00	7,920,706.91	3,128,500.00	
Environment/Sanitary Services	50212010	800,000.00	24,000.00	53,000.00	747,000.00	
Janitorial Services	50212020	25,000,000.00	4,952,711.30	4,952,805.61	20,047,194.39	
Security Services	50212030	2,500,000.00	462,167.00	1,386,561.00	1,113,439.00	
Other General Services	50212990	1,500,000.00			1,500,000.00	
Repair & Maint. - Office Bldgs.	50213040-01	1,000,000.00			1,000,000.00	
Repair & Maint. - Office Equip.	50213050-02	200,000.00			200,000.00	
Repair & Maint. - IT Equipment	50213050-03	500,000.00			500,000.00	
Repair & Maint. - Communication Eqpt.	50213050-07	1,500,000.00			1,500,000.00	
Repair & Maint.-Fire Equipment	50213050-09	300,000.00		472,000.00	1,028,000.00	
Repair & Maint. - Medical, Dental, etc.	50213050-11	200,000.00			200,000.00	
Repair & Maint. - Motor Vehicle	50213060-01	2,114,776.54			2,114,776.54	
Repair & Maint. - Furn. & Fixtures	50213070	500,000.00	61,770.00	254,776.24	1,859,996.30	
Rep&Maint-Semi Exp-Office Equip	50213210-02	100,000.00			100,000.00	
Rep&Maint-Semi Exp-IT Equip	50213210-03	100,000.00			100,000.00	
Rep&Maint-Semi Exp-Disaster Response	50213210-08	100,000.00			100,000.00	
Rep&Maint-Semi Exp-Other Machinery Equip	50213210-99	100,000.00			100,000.00	
Rep&Maint-Semi Exp-Furniture&Fixturre	50213220-01	100,000.00			100,000.00	
Repair & Maint. - Other Property, etc.	50213990	2,300,000.00		1,585,403.92	714,596.08	
Taxes, Duties and Licenses	50215010	1,000,000.00	9,067.18	56,064.36	943,935.64	
Fidelity Bond Premium	50215020	1,112,500.00	11,250.00	196,500.00	916,000.00	
Insurance Premiums	50215030	3,000,000.00	22,148.36	1,920,554.11	1,079,445.89	
Advertisement Expenses	50299010	4,186,000.00			4,186,000.00	
Printing & Binding Expenses	50299020	10,621,730.00	816,000.00	7,180,730.00	3,441,000.00	
Representation Expenses	50299030	96,984,460.14	4,803,411.88	33,973,595.42	63,010,864.72	
Transportation & Delivery Expenses	50299040	782,000.00			782,000.00	



Allotment Class / Object of Expenditure (1)	Code	Allotment Received (2)	Obligations Incurred		Unobligated Balance of Allotment (5) = (2) - (4)	REMARKS (6)
			This Report (3)	To Date (4)		
Rent Expenses	50299050	302,630,903.80	72,803,808.22	164,211,878.93	138,419,024.87	
Membership Dues & Contribution to Orgns	50299060	1,947,000.00		1,074,568.55	672,431.45	
Subscription Expenses	50299070	12,561,777.56	1,127,412.56	3,405,111.96	9,156,665.60	
Other Maintenance and Other Operating Ex	50299990	552,736,621.55	33,373,967.59	291,537,465.89	261,199,155.66	
<b>Total Maintenance and Other Operating Expenses</b>		<b>2,109,683,957.82</b>	<b>184,168,545.50</b>	<b>949,091,208.38</b>	<b>1,160,592,749.44</b>	
<b>Capital Outlays</b>						
Office Equipment	10605020	7,700,000.00	108,000.00	336,880.00	7,363,120.00	
IT Equipment	10605030	9,550,000.00	374,740.00	1,126,360.00	8,423,640.00	
Communication Equipment	10605070	3,000,000.00			3,000,000.00	
Firefighting Equipment & Accessories	10605090-01	2,500,000.00	90,000.00	90,000.00	2,410,000.00	
Military, Police & Security Equipment	10605100	2,500,000.00			2,500,000.00	
Medical, Dental & Laboratory Equipment	10605110	1,500,000.00			1,500,000.00	
Printing Equipment	10605120	1,500,000.00			1,500,000.00	
Sports Equipment	10605130	500,000.00			500,000.00	
Motor Vehicles	10606010	3,500,000.00			3,500,000.00	
Furniture & Fixture Equipment	10607010	1,500,000.00			1,500,000.00	
Library Books	10607020	1,500,000.00			1,500,000.00	
Other Property, etc.	10699990	9,770,000.00		289,566.66	9,480,413.12	
Computer Software	10801020	6,000,000.00			6,000,000.00	
<b>Total Capital Outlays</b>		<b>51,020,000.00</b>	<b>572,740.00</b>	<b>1,842,826.88</b>	<b>49,177,173.12</b>	
<b>Total Current Operating Expenditures</b>		<b>5,613,485,000.00</b>	<b>346,377,221.18</b>	<b>2,826,452,720.18</b>	<b>2,787,032,279.82</b>	
<b>TOTAL CURRENT OPERATING EXPENDITURES</b>		<b>5,613,485,000.00</b>	<b>346,377,221.18</b>	<b>2,826,452,720.18</b>	<b>2,787,032,279.82</b>	
<b>CONTINUING APPROPRIATIONS</b>						
<b>REGULAR</b>						
<b>Maintenance and Other Operating Expenses</b>						
Travelling Expenses - Local	50201010	175,101,665.52	18,291,156.30	145,465,609.59	29,636,075.94	
Travelling Expenses - Foreign	50201020	11,071,520.00			11,071,520.00	
Training Expenses	50202010	240,000.00			240,000.00	
IT/Office Supplies Expenses	50203010	7,592,965.10	109,344.71	393,372.17	7,199,592.93	
Accountable Forms Expenses	50203020	7,800.00			7,800.00	
Welfare Good Expenses	50203060	10,411,409.31		3,882,000.00	6,529,409.31	



Allotment Class / Object of Expenditure (1)	Code	Allotment Received (2)	Obligations Incurred		Unobligated Balance of Allotment (5) = (2) - (4)	REMARKS (6)
			This Report (3)	To Date (4)		
Semi-Expendable Office Equipment	50203210-02	150,000.00			150,000.00	
Semi-Expendable ICT Equipment	50203210-03	150,500.00			150,500.00	
Semi-Expendable Other Machinery & Equipm	50203210-99	550,214.32		12,995.00	537,218.32	
Other Supplies Expenses	50203990	1,752,249.37	3,823.22	23,361.23	1,728,868.14	
Water Expenses	50204010	6,034,108.00	497,708.90	4,047,736.93	1,986,371.07	
Electricity Expenses	50204020	30,149,283.00	4,187,861.25	25,132,576.44	5,016,706.56	
Postage & Deliveries Expenses	50205010	11,000.00			11,000.00	
Telephone and Mobile Expense	50205020	9,489,370.32	169,797.57	1,257,518.51	8,231,851.81	
Internet Expenses	50205030	2,864,600.00	249,778.00	836,892.00	2,027,708.00	
Confidential Expenses	50210010	100,000,000.00			100,000,000.00	
Extraordinary and Miscellaneous Expenses	50210030	56,332,705.00	3,440,300.00	26,898,998.93	29,433,706.07	
Legal Services	50211010	25,800.00	7,000.00	17,300.00	8,500.00	
Consultancy Services	50211030	182,341,320.27	14,954,745.32	98,799,744.29	83,541,576.66	
Other Professional Services	50211990	25,516,064.52	3,197,723.71	15,082,205.68	10,433,858.84	
Janitorial Services	50212020	24,954,330.48		17,248,826.11	7,705,504.37	
Security Services	50212030	4,000,000.00		1,848,748.00	2,151,252.00	
Repair & Maint. - Motor Vehicle	50213060-01	450,000.00	60,000.00	117,472.21	332,527.79	
Repair & Maint. - Other Property, etc.	50213990	50,000.00			50,000.00	
Fidelity Bond Premium	50215020	121,500.00		91,500.00	30,000.00	
Printing & Binding Expenses	50299020	40,000.00			40,000.00	
Representation Expenses	50299030	46,690,828.40	2,125,368.54	17,220,118.51	29,470,709.89	
Rent Expenses	50299050	126,641,541.81	60,589.91	123,833,512.19	2,808,029.62	
Subscription Expenses	50299070	7,946,700.94	1,000,000.00	4,329,661.94	3,617,039.00	
Other Maintenance and Other Operating Ex	50299990	203,872,782.90	20,415,108.51	149,511,196.70	54,361,586.20	
<b>Total Maintenance and Other Operating Expenses</b>		<b>1,034,560,379.26</b>	<b>68,770,425.94</b>	<b>636,051,347.42</b>	<b>398,509,031.84</b>	
<b>Capital Outlays</b>						
Office Equipment	10605020	4,219,698.00	234,500.00	512,360.00	3,707,318.00	
IT Equipment	10605030	23,306,410.00	1,488,138.00	7,015,435.00	16,290,975.00	
Communication Equipment	10605070	800,000.00			800,000.00	
Firefighting Equipment & Accessories	10605090-01	300,000.00			300,000.00	
Military, Police & Security Equipment	10605100	3,500,000.00	460,000.00	460,000.00	3,040,000.00	
Medical, Dental & Laboratory Equipment	10605110	1,400,000.00		272,000.00	1,128,000.00	
Sports Equipment	10605130	500,000.00			500,000.00	



Allotment Class / Object of Expenditure  (1)	Code	Allotment Received  (2)	Obligations Incurred		Unobligated Balance of Allotment  (5) = (2) - (4)	REMARKS  (6)
			This Report  (3)	To Date  (4)		
Motor Vehicles	10606010	6,871,112.00		2,258,988.00	4,612,124.00	
Furniture & Fixture Equipment	10607010	933,749.00	19,500.00	109,500.00	824,249.00	
Library Books	10607020	1,500,000.00			1,500,000.00	
Other Property, etc.	10699990	16,200,801.00		735,190.20	15,465,610.80	
Computer Software	10801020	12,000,000.00			12,000,000.00	
<b>Total Capital Outlays</b>		<b>71,531,770.00</b>	<b>2,202,138.00</b>	<b>11,363,493.20</b>	<b>60,168,276.80</b>	
<b>Total Continuing Appropriations Regular</b>		<b>1,106,092,149.26</b>	<b>70,972,563.94</b>	<b>647,414,840.62</b>	<b>456,677,308.64</b>	
<b>TOTAL CONTINUING APPROPRIATIONS</b>		<b>1,106,092,149.26</b>	<b>70,972,563.94</b>	<b>647,414,840.62</b>	<b>456,677,308.64</b>	
<b>TOTAL PROPER AND SECRETARIAT</b>		<b>6,719,577,149.26</b>	<b>417,349,785.12</b>	<b>3,473,867,560.80</b>	<b>3,245,709,588.46</b>	
<b>PROGRAM B - LOCALLY FUNDED PROJECTS</b>						
<b>SENATE RELOCATION</b>						
<b>CURRENT OPERATING EXPENDITURES</b>						
<b>Maintenance and Other Operating Expenses</b>						
Consultancy Services	50211030	9,000,000.00	804,000.00	1,206,000.00	7,794,000.00	
Representation Expenses	50299030	520,000.00			520,000.00	
Other Maintenance and Other Operating Ex	50299990	480,000.00			480,000.00	
<b>Total Maintenance and Other Operating Expenses</b>		<b>10,000,000.00</b>	<b>804,000.00</b>	<b>1,206,000.00</b>	<b>8,794,000.00</b>	
<b>Capital Outlays</b>						
Land Outlay	10601010	209,760,000.00		209,760,000.00		
Office Buildings	10604010	3,167,240,000.00			3,167,240,000.00	
<b>Total Capital Outlays</b>		<b>3,377,000,000.00</b>		<b>209,760,000.00</b>	<b>3,167,240,000.00</b>	
<b>Total Current Operating Expenditures</b>		<b>3,387,000,000.00</b>	<b>804,000.00</b>	<b>210,966,000.00</b>	<b>3,176,034,000.00</b>	
<b>TOTAL LOCALLY-FUNDED PROJECTS</b>		<b>3,387,000,000.00</b>	<b>804,000.00</b>	<b>210,966,000.00</b>	<b>3,176,034,000.00</b>	
<b>CONTINUING APPROPRIATIONS REGULAR</b>						
<b>Maintenance and Other Operating Expenses</b>						
Consultancy Services	50211030	4,808,000.00		2,412,000.00	2,396,000.00	
Representation Expenses	50299030	520,000.00			520,000.00	



Allotment Class / Object of Expenditure (1)	Code	Allotment Received (2)	Obligations Incurred		Unobligated Balance of Allotment (5) = (2) - (4)	REMARKS (6)
			This Report (3)	To Date (4)		
Other Maintenance and Other Operating Ex	50299990	480,000.00			480,000.00	
<i>Total Maintenance and Other Operating Expenses</i>		5,808,000.00		2,412,000.00	3,396,000.00	
Capital Outlays						
Office Buildings	10604010	4,377,000,000.00		2,877,000,000.00	1,500,000,000.00	
<i>Total Capital Outlays</i>		4,377,000,000.00		2,877,000,000.00	1,500,000,000.00	
<i>Total Continuing Appropriations Regular</i>		4,382,808,000.00		2,879,412,000.00	1,503,396,000.00	
<b>TOTAL CONTINUING APPROPRIATIONS</b>		4,382,808,000.00		2,879,412,000.00	1,503,396,000.00	
<b>TOTAL PROGRAM B</b>		7,769,808,000.00	804,000.00	3,090,378,000.00	4,679,430,000.00	
<b>GRAND TOTAL</b>		14,489,385,149.26	418,153,785.12	6,564,245,560.80	7,925,139,588.46	

Certified Correct:

Submitted By:

  
 RIOSA C. MANALANSAN  
 Chief, Legislative Budget Service  


  
 ATTY. MYRA MARIE D. VILLARICA  
 Senate Secretary  




STATEMENT OF ALLOTMENT, OBLIGATIONS AND BALANCES  
As of October 31, 2021  
(Summary by Source)

DEPARTMENT  
Agency: SENATE  
Fund: General

Allotment Class / Object of Expenditure  (1)	Code	Allotment Received  (2)	Obligations Incurred		Unobligated Balance of Allotment  (5) = (2) - (4)	REMARKS  (6)
			This Report  (3)	To Date  (4)		
PROGRAM A1 & A2						
SECRETARIAT AND LEGISLATIVE PROPER SERVICES						
CURRENT OPERATING EXPENDITURES						
Personnel Services						
Salaries - Itemized Position	50101010	1,425,555,495.20	99,031,556.89	965,327,679.35	440,257,805.85	
Salary Increase	50101010-02	44,000,000.00	2,538,054.72	25,942,819.14	18,057,180.86	
Salaries & Wages - Unfilled Position	50101010-A	101,804,000.00			101,804,000.00	
Casual Wages	50101020-01	53,000,000.00	4,119,249.60	41,353,872.58	11,646,127.42	
Contractual Wages	50101020-02	19,200,000.00	1,450,091.00	14,342,921.94	4,857,078.06	
Casual Increase	50101020-12	3,200,000.00	200,023.26	2,011,953.66	1,188,046.14	
Contractual Increase	50101020-22	800,000.00	37,655.00	364,717.90	435,282.10	
PERA	50102010	54,004,000.00	3,675,000.01	36,473,384.22	17,530,615.78	
Representation Allowance (RA)	50102020	15,564,000.00	958,125.00	9,170,500.00	6,393,500.00	
Transportation Allowance (TA)	50102030	13,564,000.00	845,125.00	8,040,500.00	5,523,500.00	
Clothing/Uniform Allowance	50102040	14,500,000.00	24,000.00	10,878,000.00	3,622,000.00	
Health Workers Benefits	50102060	500,000.00	25,700.00	112,100.00	367,900.00	
Honoraria	50102100	1,200,000.00	13,000.00	448,975.00	751,025.00	
Longevity Pay	50102120	91,000,000.00	40,530,933.28	83,385,402.35	7,614,597.65	
Overtime Services	50102130	28,000,000.00	704,886.72	5,410,454.43	22,589,545.57	
Year-End Bonus	50102140	103,000,000.00	19,978.20	177,487.30	102,822,512.70	
Year-End Bonus Increase	50102140-02	6,000,000.00		1,631.40	5,998,368.60	
Cash Gift	50102150	12,500,000.00	3,000.00	12,500.00	12,487,500.00	
Other Bonuses and Allowances	50102990	261,800,000.00	45,592,466.00	171,773,302.52	90,026,697.48	
Provident Fund Contributions (SEF)	50103050	28,500,000.00	1,705,203.72	17,095,343.28	11,404,656.72	
Terminal Leave	50104030	30,000,000.00	782,919.40	14,795,372.80	15,204,627.20	



Allotment Class / Object of Expenditure (1)	Code	Allotment Received (2)	Obligations Incurred		Unobligated Balance of Allotment (5) = (2) - (4)	REMARKS (6)
			This Report (3)	To Date (4)		
Other Personnel Benefits	50104990	941,407,740.00	2,619,109.90	528,985,552.16	414,422,187.84	
<b>Total Personnel Services</b>		<b>3,249,129,225.20</b>	<b>204,887,077.68</b>	<b>1,954,104,470.23</b>	<b>1,295,024,754.97</b>	
<b>Personnel Services</b>						
GSIS Contribution	50103010	184,908,000.00	12,649,657.66	122,784,333.78	42,123,666.22	
GSIS (RLIP)	50103010-02	6,600,000.00	324,527.04	3,325,222.04	3,274,777.96	
Pag-ibig Contribution	50103020	4,000,000.00	192,100.00	1,822,650.00	2,177,150.00	
PhilHealth Contribution	50103030	19,000,000.00	1,149,017.04	11,044,189.29	7,955,811.71	
ECC Contribution	50103040	4,000,000.00	190,800.00	1,830,800.00	2,169,200.00	
<b>Total Personnel Services</b>		<b>198,508,000.00</b>	<b>14,506,101.74</b>	<b>140,807,394.11</b>	<b>57,700,605.89</b>	
<b>Total Personnel Services</b>		<b>3,447,637,225.20</b>	<b>219,393,179.42</b>	<b>2,094,911,864.34</b>	<b>1,352,725,360.86</b>	
<b>Maintenance and Other Operating Expenses</b>						
Travelling Expenses - Local	50201010	203,937,864.66	11,587,237.48	68,807,805.49	135,130,059.17	
Travelling Expenses - Foreign	50201020	32,991,134.00			32,991,134.00	
Training Expenses	50202010	22,221,000.00	1,331,400.00	14,924,763.04	7,296,236.96	
IT/Office Supplies Expenses	50203010	25,408,245.50	84,386.66	7,962,204.52	17,446,040.98	
Accountable Forms Expenses	50203020	1,269,900.00		2,400.00	1,267,500.00	
Welfare Good Expenses	50203060	2,996,728.80		596,728.80	2,400,000.00	
Medical, Dental & Lab. Supplies Expenses	50203080	2,500,000.00	155,100.00	575,694.68	1,924,305.32	
Fuel, Oil & Lubricants Expenses	50203090	4,105,000.00	214,947.89	1,028,709.82	3,076,290.18	
Military, Police & Traffic Supplies Exp.	50203120	900,000.00	-34,960.00	513,800.00	386,200.00	
Semi-Expendable Office Equipment	50203210-02	500,000.00			500,000.00	
Semi-Expendable ICT Equipment	50203210-03	1,605,000.00	23,220.00	102,754.00	1,402,246.00	
Semi-Expendable Communication Equipment	50203210-07	600,000.00			600,000.00	
Semi-Expendable Disaster Response & Resc	50203210-08	1,500,000.00		112,760.00	1,387,240.00	
Semi-Expendable Military, Police & Securi	50203210-09	1,600,000.00	520,000.00	556,000.00	1,044,000.00	
Semi-Expendable Medical Equipment	50203210-10	1,500,000.00		30,797.00	1,469,203.00	
Semi-Expendable Printing Equipment	50203210-11	300,000.00			300,000.00	
Semi-Expendable Sports Equipment	50203210-12	300,000.00			300,000.00	
Semi-Expendable Other Machinery & Equipm	50203210-99	2,500,000.00		193,945.00	2,306,055.00	
Semi-Expendable Furniture & Fixture	50203220-01	2,000,000.00		31,900.00	1,968,100.00	
Semi-Expendable Books	50203220-02	2,000,000.00		172,448.00	1,827,552.00	
Other Supplies Expenses	50203990	12,836,220.80	209,203.60	2,523,266.11	10,312,952.69	
Water Expenses	50204010	4,645,944.00	643,365.14	653,921.89	3,992,022.11	
Electricity Expenses	50204020	30,859,972.00	1,555,621.68	1,602,121.66	29,257,350.32	



Allotment Class / Object of Expenditure (1)	Code	Allotment Received (2)	Obligations Incurred		Unobligated Balance of Allotment (5) = (2) - (4)	REMARKS (6)
			This Report (3)	To Date (4)		
Postage & Deliveries Expenses	50205010	593,270.94	46,381.00	78,223.94	515,047.00	
Telephone and Mobile Expense	50205020	28,341,968.80	1,053,912.52	10,928,854.02	17,413,134.78	
Internet Expenses	50205030	8,593,020.34	327,959.81	3,087,434.89	5,505,585.45	
Cable, Radio, Sattelite Expenses	50205040	1,540,000.00	2,510.00	806,760.00	733,240.00	
Confidential Expenses	50210010	100,000,000.00			100,000,000.00	
Extraordinary and Miscellaneous Expenses	50210030	453,832,310.10	26,155,710.00	325,062,208.28	127,770,101.82	
Legal Services	50211010	592,000.00	12,500.00	83,000.00	509,000.00	
Auditing Expenses	50211020	4,500,000.00	17,945.11	1,291,292.91	3,208,707.09	
Consultancy Services	50211030	111,334,213.37	6,541,788.07	36,628,006.37	74,706,207.00	
Other Professional Services	50211990	12,122,206.91	801,000.00	8,721,706.91	3,400,500.00	
Environment/Sanitary Services	50212010	800,000.00	195,000.00	248,000.00	552,000.00	
Janitorial Services	50212020	25,000,000.00		4,952,605.61	20,047,194.39	
Security Services	50212030	2,500,000.00		1,386,561.00	1,113,439.00	
Other General Services	50212990	1,500,000.00			1,500,000.00	
Repair & Maint. - Office Bldgs.	50213040-01	1,000,000.00			1,000,000.00	
Repair & Maint. - Office Equip.	50213050-02	200,000.00	-472,000.00	-472,000.00	672,000.00	
Repair & Maint. - IT Equipment	50213050-03	500,000.00			500,000.00	
Repair & Maint. - Communication Eqpt.	50213050-07	1,500,000.00		472,000.00	1,028,000.00	
Repair & Maint.-Fire Equipment	50213050-09	300,000.00			300,000.00	
Repair & Maint. - Medical, Dental, etc.	50213050-11	200,000.00			200,000.00	
Repair & Maint. - Motor Vehicle	50213060-01	2,114,776.54		254,776.24	1,859,999.30	
Repair & Maint. - Furn. & Fixtures	50213070	500,000.00			500,000.00	
Rep&Maint-Semi Exp-Office Equip	50213210-02	100,000.00			100,000.00	
Rep&Maint-Semi Exp-IT Equip	50213210-03	100,000.00			100,000.00	
Rep&Maint-Semi Exp-Disaster Response	50213210-08	100,000.00			100,000.00	
Rep&Maint-Semi Exp-Other Machinery Equip	50213210-99	100,000.00			100,000.00	
Rep&Maint-Semi Exp-Furniture&Fixturre	50213220-01	100,000.00			100,000.00	
Repair & Maint. - Other Property, etc.	50213990	2,300,000.00	3,800.00	1,589,203.92	710,796.08	
Taxes, Duties and Licenses	50215010	1,000,000.00		56,064.36	943,935.64	
Fidelity Bond Premium	50215020	1,112,500.00	76,500.00	273,000.00	839,500.00	
Insurance Premiums	50215030	3,000,000.00	780.90	1,921,335.01	1,078,664.99	
Advertisement Expenses	50299010	4,186,000.00			4,186,000.00	
Printing & Binding Expenses	50299020	11,356,430.00	1,354,980.00	8,535,710.00	2,820,720.00	
Representation Expenses	50299030	97,006,309.20	4,169,633.43	36,143,228.85	53,663,080.35	
Transportation & Delivery Expenses	50299040	782,000.00			782,000.00	



Allotment Class / Object of Expenditure (1)	Code	Allotment Received (2)	Obligations Incurred		Unobligated Balance of Allotment (5) = (2) - (4)	REMARKS (6)
			This Report (3)	To Date (4)		
Rent Expenses	50299050	300,534,619.66	2,720,446.44	166,932,325.37	133,652,294.29	
Membership Dues & Contribution to Orgns	50299060	1,947,000.00		1,074,568.55	872,431.45	
Subscription Expenses	50299070	11,630,242.56	72,323.00	3,477,434.96	8,152,807.60	
Other Maintenance and Other Operating Ex	50299990	562,631,676.62	38,645,735.44	330,183,201.33	232,698,676.29	
<b>Total Maintenance and Other Operating Expenses</b>		<b>2,114,827,774.80</b>	<b>98,016,518.17</b>	<b>1,047,107,726.55</b>	<b>1,067,720,048.25</b>	
<b>Capital Outlays</b>						
Office Equipment	10605020	7,700,000.00	18,690.00	355,570.00	7,344,430.00	
IT Equipment	10605030	9,550,000.00	432,956.00	1,559,316.00	7,990,684.00	
Communication Equipment	10605070	3,000,000.00	472,000.00	472,000.00	2,528,000.00	
Firefighting Equipment & Accessories	10605090-01	2,500,000.00		90,000.00	2,410,000.00	
Military, Police & Security Equipment	10605100	2,500,000.00			2,500,000.00	
Medical, Dental & Laboratory Equipment	10605110	1,500,000.00			1,500,000.00	
Printing Equipment	10605120	1,500,000.00	38,000.00	38,000.00	1,462,000.00	
Sports Equipment	10605130	500,000.00			500,000.00	
Motor Vehicles	10606010	3,500,000.00			3,500,000.00	
Furniture & Fixture Equipment	10607010	1,500,000.00			1,500,000.00	
Library Books	10607020	1,500,000.00			1,500,000.00	
Other Property, etc.	10699990	9,770,000.00		289,586.86	9,480,413.12	
Computer Software	10801020	6,000,000.00			6,000,000.00	
<b>Total Capital Outlays</b>		<b>51,020,000.00</b>	<b>961,646.00</b>	<b>2,804,472.86</b>	<b>48,215,527.12</b>	
<b>Total Current Operating Expenditures</b>		<b>5,613,485,000.00</b>	<b>318,371,343.59</b>	<b>3,144,824,063.77</b>	<b>2,468,660,936.23</b>	
<b>TOTAL CURRENT OPERATING EXPENDITURES</b>		<b>5,613,485,000.00</b>	<b>318,371,343.59</b>	<b>3,144,824,063.77</b>	<b>2,468,660,936.23</b>	
<b>CONTINUING APPROPRIATIONS</b>						
<b>REGULAR</b>						
Maintenance and Other Operating Expenses						
Travelling Expenses - Local	50201010	175,101,685.52	10,703,888.29	156,169,497.87	18,932,187.65	
Travelling Expenses - Foreign	50201020	10,356,478.00			10,356,478.00	
Training Expenses	50202010	240,000.00			240,000.00	
IT/Office Supplies Expenses	50203010	7,258,824.14	-1,371.66	392,000.51	6,866,823.63	
Accountable Forms Expenses	50203020	7,800.00			7,800.00	
Welfare Good Expenses	50203060	10,411,409.31		3,882,000.00	6,529,409.31	



Allotment Class / Object of Expenditure (1)	Code	Allotment Received (2)	Obligations Incurred		Unobligated Balance of Allotment (5) = (2) - (4)	REMARKS (6)
			This Report (3)	To Date (4)		
Semi-Expendable Office Equipment	50203210-02	150,000.00			150,000.00	
Semi-Expendable ICT Equipment	50203210-03	150,600.00			150,600.00	
Semi-Expendable Other Machinery & Equipm	50203210-99	550,214.32		12,996.00	537,218.32	
Other Supplies Expenses	50203990	1,748,781.72	236.40	23,597.63	1,725,184.09	
Water Expenses	50204010	6,034,108.00		4,047,736.93	1,986,371.07	
Electricity Expenses	50204020	30,149,263.00	139,225.03	25,271,801.47	4,877,461.53	
Postage & Deliveries Expenses	50205010	11,000.00			11,000.00	
Telephone and Mobile Expense	50205020	9,420,153.19	263,718.17	1,521,236.68	7,398,926.51	
Internet Expenses	50205030	2,864,600.00	134,758.00	971,650.00	1,892,950.00	
Confidential Expenses	50210010	100,000,000.00			100,000,000.00	
Extraordinary and Miscellaneous Expenses	50210030	58,332,705.00	2,710,700.00	29,609,698.93	26,723,006.07	
Legal Services	50211010	25,800.00		17,300.00	8,500.00	
Consultancy Services	50211030	182,791,367.03	10,261,295.30	109,061,039.59	73,730,357.44	
Other Professional Services	50211990	26,378,218.95	1,935,903.70	17,013,109.38	9,360,109.57	
Janitorial Services	50212020	24,954,330.48	2,823,576.58	20,072,402.69	4,681,927.79	
Security Services	50212030	4,000,000.00	462,187.00	2,310,535.00	1,689,065.00	
Repair & Maint. - Motor Vehicle	50213060-01	450,000.00		117,472.21	332,527.79	
Repair & Maint. - Other Property, etc.	50213990	50,000.00			50,000.00	
Fidelity Bond Premium	50215020	121,500.00		91,500.00	30,000.00	
Printing & Binding Expenses	50299020	40,000.00			40,000.00	
Representation Expenses	50299030	46,690,828.40	1,972,876.33	19,192,994.64	27,497,833.66	
Rent Expenses	50299050	126,511,166.36	50,740.81	123,834,253.00	2,626,916.36	
Subscription Expenses	50299070	7,686,700.94	538,000.00	4,667,661.94	3,019,039.00	
Other Maintenance and Other Operating Ex	50299990	203,872,782.90	14,538,178.39	164,049,375.09	39,823,407.81	
<b>Total Maintenance and Other Operating Expenses</b>		<b>1,034,560,379.25</b>	<b>46,533,912.34</b>	<b>682,565,259.76</b>	<b>351,975,119.50</b>	
<b>Capital Outlays</b>						
Office Equipment	10605020	4,219,698.00	40,500.00	553,160.00	3,666,518.00	
IT Equipment	10605030	23,305,410.00	1,610,198.00	8,625,633.00	14,680,777.00	
Communication Equipment	10605070	300,000.00			300,000.00	
Firefighting Equipment & Accessories	10605090-01	300,000.00			300,000.00	
Military, Police & Security Equipment	10605100	3,500,000.00		460,000.00	3,040,000.00	
Medical, Dental & Laboratory Equipment	10605110	1,400,000.00		272,000.00	1,128,000.00	
Sports Equipment	10605130	500,000.00			500,000.00	



Allotment Class / Object of Expenditure (1)	Code	Allotment Received (2)	Obligations Incurred		Unobligated Balance of Allotment (5) = (2) - (4)	REMARKS (6)
			This Report (3)	To Date (4)		
Motor Vehicles	10606010	6,871,112.00		2,258,968.00	4,612,124.00	
Furniture & Fixture Equipment	10607010	933,749.00		109,500.00	824,249.00	
Library Books	10607020	1,500,000.00			1,500,000.00	
Other Property, etc.	10699990	16,200,801.00	473,930.00	1,209,120.20	14,991,680.80	
Computer Software	10801020	12,000,000.00			12,000,000.00	
<i>Total Capital Outlays</i>		71,531,770.00	2,124,928.00	13,488,421.20	58,043,348.80	
<i>Total Continuing Appropriations Regular</i>		1,106,092,149.26	48,658,840.34	696,073,680.96	410,018,468.30	
<b>TOTAL CONTINUING APPROPRIATIONS</b>		1,106,092,149.26	48,658,840.34	696,073,680.96	410,018,468.30	
<b>TOTAL PROPER AND SECRETARIAT</b>		6,719,577,149.26	367,030,183.93	3,840,897,744.73	2,878,679,404.53	
<b>PROGRAM B - LOCALLY FUNDED PROJECTS</b>						
<b>SENATE RELOCATION</b>						
<b>CURRENT OPERATING EXPENDITURES</b>						
<b>Maintenance and Other Operating Expenses</b>						
Consultancy Services	50211030	9,000,000.00	402,000.00	1,608,000.00	7,392,000.00	
Representation Expenses	50299030	520,000.00			520,000.00	
Other Maintenance and Other Operating Ex	50299990	480,000.00			480,000.00	
<i>Total Maintenance and Other Operating Expenses</i>		10,000,000.00	402,000.00	1,608,000.00	8,392,000.00	
<b>Capital Outlays</b>						
Land Outlay	10601010	209,760,000.00		209,760,000.00		
Office Buildings	10604010	3,167,240,000.00			3,167,240,000.00	
<i>Total Capital Outlays</i>		3,377,000,000.00		209,760,000.00	3,167,240,000.00	
<i>Total Current Operating Expenditures</i>		3,387,000,000.00	402,000.00	211,368,000.00	3,175,632,000.00	
<b>TOTAL LOCALLY-FUNDED PROJECTS</b>		3,387,000,000.00	402,000.00	211,368,000.00	3,175,632,000.00	
<b>CONTINUING APPROPRIATIONS</b>						
<b>REGULAR</b>						
<b>Maintenance and Other Operating Expenses</b>						
Consultancy Services	50211030	4,808,000.00		2,412,000.00	2,396,000.00	
Representation Expenses	50299030	520,000.00			520,000.00	




Allotment Class / Object of Expenditure (1)	Code	Allotment Received (2)	Obligations Incurred		Unobligated Balance of Allotment (5) = (2) - (4)	REMARKS (6)
			This Report (3)	To Date (4)		
Other Maintenance and Other Operating Ex	50299990	480,000.00			480,000.00	
<b>Total Maintenance and Other Operating Expenses</b>		<b>5,808,000.00</b>		<b>2,412,000.00</b>	<b>3,396,000.00</b>	
Capital Outlays						
Office Buildings	10604010	4,377,000,000.00		2,877,000,000.00	1,500,000,000.00	
<b>Total Capital Outlays</b>		<b>4,377,000,000.00</b>		<b>2,877,000,000.00</b>	<b>1,500,000,000.00</b>	
<b>Total Continuing Appropriations Regular</b>		<b>4,382,808,000.00</b>		<b>2,879,412,000.00</b>	<b>1,503,396,000.00</b>	
<b>TOTAL CONTINUING APPROPRIATIONS</b>		<b>4,382,808,000.00</b>		<b>2,879,412,000.00</b>	<b>1,503,396,000.00</b>	
<b>TOTAL PROGRAM B</b>		<b>7,769,808,000.00</b>	<b>402,000.00</b>	<b>3,090,780,000.00</b>	<b>4,679,028,000.00</b>	
<b>GRAND TOTAL</b>		<b>14,489,385,149.25</b>	<b>367,432,183.93</b>	<b>6,931,577,744.73</b>	<b>7,557,707,404.53</b>	

Certified Correct:

Submitted By:

  
**FRY RIOSA C. MANALANSAN**  
 Chief, Legislative Budget Service  
 LP

  
**ATTY. MYRA MARIE D. VILLARICA**  
 Senate Secretary  
 Mf



STATEMENT OF ALLOTMENT, OBLIGATIONS AND BALANCES  
As of November 30, 2021  
(Summary by Source)

DEPARTMENT  
Agency: SENATE  
Fund: General

Allotment Class / Object of Expenditure  (1)	Code	Allotment Received  (2)	Obligations Incurred		Unobligated Balance of Allotment  (5) = (2) - (4)	REMARKS  (6)
			This Report  (3)	To Date  (4)		
<b>PROGRAM A1 &amp; A2</b>						
<b>SECRETARIAT AND LEGISLATIVE PROPER SERVICES</b>						
<b>CURRENT OPERATING EXPENDITURES</b>						
<b>Personnel Services</b>						
Salaries - Itemized Position	50101010	1,418,745,903.27	103,591,623.31	1,088,919,307.66	329,826,595.61	
Salary Increase	50101010-02	44,000,000.00	2,642,186.55	28,585,005.69	15,414,994.31	
Salaries & Wages - Unfilled Position	50101010-A	101,804,000.00			101,804,000.00	
Casual Wages	50101020-01	53,000,000.00	4,232,288.13	45,586,160.71	7,413,839.29	
Contractual Wages	50101020-02	19,200,000.00	1,256,422.50	15,599,344.44	3,600,655.56	
Casual Increase	50101020-12	3,200,000.00	205,166.58	2,217,120.44	982,879.56	
Contractual Increase	50101020-22	800,000.00	33,662.90	398,380.80	401,619.20	
PERA	50102010	53,971,863.63	3,761,340.18	40,234,724.40	13,437,139.23	
Representation Allowance (RA)	50102020	15,564,000.00	943,875.00	10,114,375.00	5,449,625.00	
Transportation Allowance (TA)	50102030	13,564,000.00	830,875.00	8,871,375.00	4,692,625.00	
Clothing/Uniform Allowance	50102040	14,500,000.00	24,000.00	10,902,000.00	3,598,000.00	
Health Workers Benefits	50102060	500,000.00	15,300.00	127,400.00	372,600.00	
Honoraria	50102100	1,200,000.00	14,000.00	462,975.00	737,025.00	
Longevity Pay	50102120	91,000,000.00	143,340.30	83,526,742.65	7,471,257.35	
Overtime Services	50102130	28,000,000.00	1,317,725.49	6,728,180.92	21,271,819.08	
Year-End Bonus	50102140	103,000,000.00	97,195,335.50	97,372,822.80	5,627,177.20	
Year-End Bonus Increase	50102140-02	6,000,000.00	2,728,012.40	2,729,643.80	3,270,356.20	
Cash Gift	50102150	12,500,000.00	8,987,500.00	9,000,000.00	3,500,000.00	
Other Bonuses and Allowances	50102990	261,800,000.00	486,941.05	172,260,243.57	89,539,756.43	
Provident Fund Contributions (SEF)	50103050	28,500,000.00	1,722,230.98	18,817,574.26	9,682,425.74	
Terminal Leave	50104030	30,000,000.00	1,769,965.76	16,565,338.56	13,434,661.44	



Allotment Class / Object of Expenditure (1)	Code	Allotment Received (2)	Obligations Incurred		Unobligated Balance of Allotment (5) = (2) - (4)	REMARKS (6)
			This Report (3)	To Date (4)		
Other Personnel Benefits	50104990	941,325,818.61	1,514,807.95	528,500,360.11	412,825,458.50	
<b>Total Personnel Services</b>		<b>3,241,875,585.51</b>	<b>233,416,605.58</b>	<b>2,187,521,075.81</b>	<b>1,054,354,509.70</b>	
<b>Personnel Services</b>						
GSIS Contribution	50103010	164,908,000.00	12,572,001.19	135,356,334.97	29,551,665.03	
GSIS (RLIP)	50103010-02	6,600,000.00	325,547.88	3,650,769.92	2,949,230.08	
Pag-Ibig Contribution	50103020	4,000,000.00	193,800.00	2,016,650.00	1,983,350.00	
PhilHealth Contribution	50103030	19,000,000.00	1,094,614.53	12,138,802.82	6,861,197.18	
ECC Contribution	50103040	4,000,000.00	187,500.00	2,018,300.00	1,981,700.00	
<b>Total Personnel Services</b>		<b>198,508,000.00</b>	<b>14,373,463.60</b>	<b>155,180,857.71</b>	<b>43,327,142.29</b>	
<b>Total Personnel Services</b>		<b>3,440,383,585.51</b>	<b>247,790,069.18</b>	<b>2,342,701,933.52</b>	<b>1,097,681,651.99</b>	
<b>Maintenance and Other Operating Expenses</b>						
Travelling Expenses - Local	50201010	201,504,362.09	21,828,326.29	90,636,131.78	110,668,250.31	
Travelling Expenses - Foreign	50201020	31,446,008.00	1,872,970.00	1,872,970.00	29,573,038.00	
Training Expenses	50202010	23,652,436.34	2,732,639.59	17,667,602.83	5,984,833.71	
IT/Office Supplies Expenses	50203010	24,159,741.20	320,300.32	8,282,504.84	15,877,236.36	
Accountable Forms Expenses	50203020	1,271,600.00	1,200.00	3,600.00	1,268,000.00	
Welfare Good Expenses	50203060	3,296,728.80		596,728.60	2,700,000.00	
Medical, Dental & Lab. Supplies Expenses	50203080	2,500,000.00	-8,650.00	567,044.68	1,932,955.32	
Fuel, Oil & Lubricants Expenses	50203090	4,105,000.00	59,445.12	1,086,154.94	3,018,845.06	
Military, Police & Traffic Supplies Exp.	50203120	900,000.00		513,800.00	386,200.00	
Semi-Expendable Office Equipment	50203210-02	500,000.00	17,500.00	17,500.00	482,500.00	
Semi-Expendable ICT Equipment	50203210-03	1,510,900.00	98,240.00	200,994.00	1,309,906.00	
Semi-Expendable Communication Equipment	50203210-07	600,000.00			600,000.00	
Semi-Expendable Disaster Response & Resc	50203210-08	1,500,000.00		112,760.00	1,387,240.00	
Semi-Expendable Military, Police & Securi	50203210-09	1,600,000.00		556,000.00	1,044,000.00	
Semi-Expendable Medical Equipment	50203210-10	1,500,000.00	14,500.00	45,297.00	1,454,703.00	
Semi-Expendable Printing Equipment	50203210-11	300,000.00			300,000.00	
Semi-Expendable Sports Equipment	50203210-12	300,000.00			300,000.00	
Semi-Expendable Other Machinery & Equipm	50203210-99	2,500,000.00	73,470.00	267,415.00	2,232,585.00	
Semi-Expendable Furniture & Fixture	50203220-01	2,000,000.00		31,900.00	1,968,100.00	
Semi-Expendable Books	50203220-02	2,000,000.00		172,448.00	1,827,552.00	
Other Supplies Expenses	50203990	12,192,499.78	343,364.38	2,866,652.49	9,325,847.29	
Water Expenses	50204010	4,573,868.00	-5,000.00	643,921.89	3,924,946.11	
Electricity Expenses	50204020	30,433,334.00	-10,500.00	1,591,621.88	28,841,712.32	



Allotment Class / Object of Expenditure (1)	Code	Allotment Received (2)	Obligations Incurred		Unobligated Balance of Allotment (5) = (2) - (4)	REMARKS (6)
			This Report (3)	To Date (4)		
Postage & Deliveries Expenses	50205010	604,118.51	8,847.57	87,071.51	517,047.00	
Telephone and Mobile Expense	50205020	27,513,648.38	1,243,963.77	12,172,817.79	15,340,830.59	
Internet Expenses	50205030	8,476,712.21	674,395.37	3,761,830.26	4,714,881.95	
Cable, Radio, Sattelite Expenses	50205040	1,540,302.00	302.00	807,062.00	733,240.00	
Confidential Expenses	50210010	100,000,000.00			100,000,000.00	
Extraordinary and Miscellaneous Expenses	50210030	458,903,415.10	25,527,800.00	351,590,006.28	107,313,406.82	
Legal Services	50211010	611,200.00	18,200.00	101,200.00	510,000.00	
Auditing Expenses	50211020	4,500,000.00	60,561.49	1,351,854.40	3,148,145.60	
Consultancy Services	50211030	109,645,165.25	6,614,876.73	43,242,883.10	66,402,282.15	
Other Professional Services	50211990	13,195,206.91	711,000.00	9,432,706.91	3,762,500.00	
Environment/Sanitary Services	50212010	800,000.00		248,000.00	552,000.00	
Janitorial Services	50212020	25,000,000.00		4,952,805.61	20,047,194.39	
Security Services	50212030	2,500,000.00		1,366,561.00	1,113,439.00	
Other General Services	50212990	1,500,000.00			1,500,000.00	
Repair & Maint. - Office Bldgs.	50213040-01	1,000,000.00			1,000,000.00	
Repair & Maint. - Office Equip.	50213050-02	200,000.00	472,000.00		200,000.00	
Repair & Maint. - IT Equipment	50213050-03	500,000.00			500,000.00	
Repair & Maint. - Communication Eqpt.	50213050-07	1,500,000.00	-472,000.00		1,500,000.00	
Repair & Maint.-Fire Equipment	50213050-09	300,000.00			300,000.00	
Repair & Maint. - Medical, Dental, etc.	50213050-11	200,000.00			200,000.00	
Repair & Maint. - Motor Vehicle	50213060-01	2,110,461.03	198,014.49	452,792.73	1,657,668.30	
Repair & Maint. - Furn. & Fixtures	50213070	500,000.00			500,000.00	
Rep&Maint-Semi Exp-Office Equip	50213210-02	100,000.00			100,000.00	
Rep&Maint-Semi Exp-IT Equip	50213210-03	100,000.00			100,000.00	
Rep&Maint-Semi Exp-Disaster Response	50213210-06	100,000.00			100,000.00	
Rep&Maint-Semi Exp-Other Machinery Equip	50213210-99	100,000.00			100,000.00	
Rep&Maint-Semi Exp-Furniture&Fixturre	50213220-01	100,000.00			100,000.00	
Repair & Maint. - Other Property, etc.	50213990	2,300,000.00	446,311.37	2,035,515.29	264,484.71	
Taxes, Duties and Licenses	50215010	1,000,000.00	-4,200.00	51,864.36	948,135.64	
Fidelity Bond Premium	50215020	1,146,250.00	40,755.00	313,755.00	832,495.00	
Insurance Premiums	50215030	3,000,000.00	2,992.95	1,924,327.96	1,075,672.04	
Advertisement Expenses	50299010	4,186,000.00			4,186,000.00	
Printing & Binding Expenses	50299020	12,232,430.00	1,080,000.00	9,615,710.00	2,616,720.00	
Representation Expenses	50299030	99,949,627.79	6,044,689.44	44,187,918.29	55,761,709.50	
Transportation & Delivery Expenses	50299040	782,000.00			782,000.00	



Allotment Class / Object of Expenditure (1)	Code	Allotment Received (2)	Obligations Incurred		Unobligated Balance of Allotment (5) = (2) - (4)	REMARKS (6)
			This Report (3)	To Date (4)		
Rent Expenses	50299050	298,411,982.88	3,294,389.09	170,226,714.46	128,185,268.42	
Membership Dues & Contribution to Orgns	50299060	1,947,000.00		1,074,568.55	872,431.45	
Subscription Expenses	50299070	10,629,155.56	1,433,123.00	4,910,557.96	5,718,597.60	
Other Maintenance and Other Operating Ex	50299990	570,650,240.66	45,175,766.54	375,358,967.87	195,291,272.79	
<b>Total Maintenance and Other Operating Expenses</b>		<b>2,122,081,414.49</b>	<b>119,909,814.51</b>	<b>1,167,017,541.06</b>	<b>955,063,873.43</b>	
<b>Capital Outlays</b>						
Office Equipment	10605020	7,500,000.00		355,570.00	7,144,430.00	
IT Equipment	10605030	9,750,000.00	54,500.00	1,613,816.00	8,136,184.00	
Communication Equipment	10605070	3,000,000.00		472,000.00	2,528,000.00	
Firefighting Equipment & Accessories	10605090-01	2,500,000.00		90,000.00	2,410,000.00	
Military, Police & Security Equipment	10605100	2,500,000.00			2,500,000.00	
Medical, Dental & Laboratory Equipment	10605110	1,500,000.00			1,500,000.00	
Printing Equipment	10605120	1,500,000.00		38,000.00	1,462,000.00	
Sports Equipment	10605130	500,000.00			500,000.00	
Motor Vehicles	10606010	3,500,000.00			3,500,000.00	
Furniture & Fixture Equipment	10607010	1,500,000.00			1,500,000.00	
Library Books	10607020	1,500,000.00			1,500,000.00	
Other Property, etc.	10699990	9,770,000.00		289,586.88	9,480,413.12	
Computer Software	10801020	6,000,000.00			6,000,000.00	
<b>Total Capital Outlays</b>		<b>51,020,000.00</b>	<b>54,500.00</b>	<b>2,858,972.88</b>	<b>48,161,027.12</b>	
<b>Total Current Operating Expenditures</b>		<b>5,613,485,000.00</b>	<b>367,754,383.69</b>	<b>3,512,578,447.46</b>	<b>2,100,906,552.54</b>	
<b>TOTAL CURRENT OPERATING EXPENDITURES</b>		<b>5,613,485,000.00</b>	<b>367,754,383.69</b>	<b>3,512,578,447.46</b>	<b>2,100,906,552.54</b>	
<b>CONTINUING APPROPRIATIONS</b>						
<b>REGULAR</b>						
<b>Maintenance and Other Operating Expenses</b>						
Travelling Expenses - Local	50201010	175,121,214.03	1,977,219.10	158,146,716.97	16,974,497.06	
Travelling Expenses - Foreign	50201020	9,641,478.00			9,641,478.00	
Training Expenses	50202010	240,000.00			240,000.00	
IT/Office Supplies Expenses	50203010	7,258,824.14	34,614.96	426,615.47	6,832,208.67	
Accountable Forms Expenses	50203020	7,800.00			7,800.00	
Welfare Good Expenses	50203060	10,411,409.31	3,526,500.00	7,408,500.00	3,002,909.31	



Allotment Class / Object of Expenditure (1)	Code	Allotment Received (2)	Obligations Incurred		Unobligated Balance of Allotment (5) = (2) - (4)	REMARKS (6)
			This Report (3)	To Date (4)		
Semi-Expendable Office Equipment	50203210-02	150,000.00			150,000.00	
Semi-Expendable ICT Equipment	50203210-03	150,600.00			150,600.00	
Semi-Expendable Other Machinery & Equipm	50203210-99	550,214.32		12,996.00	537,218.32	
Other Supplies Expenses	50203990	1,748,781.72		23,597.63	1,725,184.09	
Water Expenses	50204010	6,034,108.00	370,851.50	4,418,588.43	1,615,519.57	
Electricity Expenses	50204020	30,149,283.00	3,170,566.92	28,442,368.39	1,706,914.61	
Postage & Deliveries Expenses	50205010	11,000.00			11,000.00	
Telephone and Mobile Expense	50205020	9,420,163.19	197,008.43	1,718,245.11	7,701,918.08	
Internet Expenses	50205030	2,864,600.00	138,142.64	1,109,792.64	1,754,807.36	
Confidential Expenses	50210010	100,000,000.00			100,000,000.00	
Extraordinary and Miscellaneous Expenses	50210030	56,332,705.00	3,499,970.00	33,109,668.93	23,223,036.07	
Legal Services	50211010	25,800.00		17,300.00	8,500.00	
Consultancy Services	50211030	183,506,397.03	7,786,922.77	118,847,962.36	66,558,434.67	
Other Professional Services	50211990	26,378,218.95	2,130,403.70	19,148,513.08	7,229,705.87	
Janitorial Services	50212020	24,954,330.48	15,896.39	20,088,299.08	4,866,031.40	
Security Services	50212030	4,000,000.00	462,187.00	2,773,122.00	1,226,878.00	
Repair & Maint. - Motor Vehicle	50213060-01	351,477.79	-98,522.21	18,950.00	332,527.79	
Repair & Maint. - Other Property, etc.	50213990	50,000.00			50,000.00	
Fidelity Bond Premium	50215020	121,500.00	30,000.00	121,500.00		
Printing & Binding Expenses	50299020	40,000.00			40,000.00	
Representation Expenses	50299030	46,681,822.10	2,207,385.84	21,400,380.68	25,281,441.42	
Rent Expenses	50299050	126,511,168.36	60,669.33	123,945,122.33	2,566,046.03	
Subscription Expenses	50299070	7,886,700.94	250,000.00	5,117,661.94	2,769,039.00	
Other Maintenance and Other Operating Ex	50299990	203,960,782.90	4,729,509.90	168,778,884.99	35,181,897.91	
<b>Total Maintenance and Other Operating Expenses</b>		<b>1,034,560,379.26</b>	<b>30,489,526.27</b>	<b>713,074,786.03</b>	<b>321,485,593.23</b>	
<b>Capital Outlays</b>						
Office Equipment	10605020	4,219,698.00		553,180.00	3,666,518.00	
IT Equipment	10605030	23,306,410.00	878,940.00	9,504,573.00	13,801,837.00	
Communication Equipment	10605070	800,000.00			800,000.00	
Firefighting Equipment & Accessories	10605090-01	300,000.00			300,000.00	
Military, Police & Security Equipment	10605100	3,500,000.00		460,000.00	3,040,000.00	
Medical, Dental & Laboratory Equipment	10605110	1,400,000.00		272,000.00	1,128,000.00	
Sports Equipment	10605130	500,000.00			500,000.00	




Allotment Class / Object of Expenditure  (1)	Code	Allotment Received  (2)	Obligations Incurred		Unobligated Balance of Allotment  (5) = (2) - (4)	REMARKS  (6)
			This Report  (3)	To Date  (4)		
Motor Vehicles	10606010	6,871,112.00		2,258,988.00	4,612,124.00	
Furniture & Fixture Equipment	10607010	933,749.00		109,500.00	824,249.00	
Library Books	10607020	1,500,000.00			1,500,000.00	
Other Property, etc.	10699990	16,200,801.00	674,900.00	1,984,020.20	14,316,780.80	
Computer Software	10301020	12,000,000.00	925,000.00	925,000.00	11,075,000.00	
<b>Total Capital Outlays</b>		<b>71,531,770.00</b>	<b>2,478,840.00</b>	<b>15,967,261.20</b>	<b>55,564,508.80</b>	
<b>Total Continuing Appropriations Regular</b>		<b>1,106,092,149.26</b>	<b>32,968,366.27</b>	<b>729,042,047.23</b>	<b>377,050,102.03</b>	
<b>TOTAL CONTINUING APPROPRIATIONS</b>		<b>1,106,092,149.26</b>	<b>32,968,366.27</b>	<b>729,042,047.23</b>	<b>377,050,102.03</b>	
<b>TOTAL PROPER AND SECRETARIAT</b>		<b>6,719,577,149.26</b>	<b>400,722,749.96</b>	<b>4,241,620,494.69</b>	<b>2,477,956,654.57</b>	
<b>PROGRAM B - LOCALLY FUNDED PROJECTS</b>						
<b>SENATE RELOCATION</b>						
<b>CURRENT OPERATING EXPENDITURES</b>						
<b>Maintenance and Other Operating Expenses</b>						
Consultancy Services	50211030	9,000,000.00		1,608,000.00	7,392,000.00	
Representation Expenses	50299030	520,000.00			520,000.00	
Other Maintenance and Other Operating Ex	50299990	480,000.00			480,000.00	
<b>Total Maintenance and Other Operating Expenses</b>		<b>10,000,000.00</b>		<b>1,608,000.00</b>	<b>8,392,000.00</b>	
<b>Capital Outlays</b>						
Land Outlay	10601010	209,760,000.00		209,760,000.00		
Office Buildings	10604010	3,167,240,000.00			3,167,240,000.00	
<b>Total Capital Outlays</b>		<b>3,377,000,000.00</b>		<b>209,760,000.00</b>	<b>3,167,240,000.00</b>	
<b>Total Current Operating Expenditures</b>		<b>3,387,000,000.00</b>		<b>211,368,000.00</b>	<b>3,175,632,000.00</b>	
<b>TOTAL LOCALLY-FUNDED PROJECTS</b>		<b>3,387,000,000.00</b>		<b>211,368,000.00</b>	<b>3,175,632,000.00</b>	
<b>CONTINUING APPROPRIATIONS REGULAR</b>						
<b>Maintenance and Other Operating Expenses</b>						
Consultancy Services	50211030	4,808,000.00	345,000.00	2,757,000.00	2,051,000.00	
Representation Expenses	50299030	520,000.00			520,000.00	




Allotment Class / Object of Expenditure (1)	Code	Allotment Received (2)	Obligations Incurred		Unobligated Balance of Allotment (5) = (2) - (4)	REMARKS (6)
			This Report (3)	To Date (4)		
Other Maintenance and Other Operating Ex	50299990	480,000.00			480,000.00	
<i>Total Maintenance and Other Operating Expenses</i>		5,808,000.00	345,000.00	2,757,000.00	3,051,000.00	
Capital Outlays						
Office Buildings	10604010	4,377,000,000.00		2,877,000,000.00	1,500,000,000.00	
<i>Total Capital Outlays</i>		4,377,000,000.00		2,877,000,000.00	1,500,000,000.00	
<i>Total Continuing Appropriations Regular</i>		4,382,808,000.00	345,000.00	2,879,757,000.00	1,503,051,000.00	
<b>TOTAL CONTINUING APPROPRIATIONS</b>		4,382,808,000.00	345,000.00	2,879,757,000.00	1,503,051,000.00	
<b>TOTAL PROGRAM B</b>		7,769,808,000.00	345,000.00	3,091,125,000.00	4,678,683,000.00	
<b>GRAND TOTAL</b>		14,489,385,149.26	401,067,749.98	7,332,745,494.89	7,156,639,654.57	

Certified Correct:

Submitted By:

  
**RIOS A C. MANALANSAN**  
 Chief, Legislative Budget Service  
*RM* *LP*

  
**ATTY. MYRA MARIE D. VILLARICA**  
 Senate Secretary  
*Myra D*



STATEMENT OF ALLOTMENT, OBLIGATIONS AND BALANCES

As of December 31, 2021

(Summary by Source)

DEPARTMENT

Agency: SENATE

Fund: General

Allotment Class / Object of Expenditure  (1)	Code	Allotment Received  (2)	Obligations Incurred		Unobligated Balance of Allotment  (5) = (2) - (4)	REMARKS  (6)
			This Report  (3)	To Date  (4)		
PROGRAM A1 & A2						
SECRETARIAT AND LEGISLATIVE PROPER SERVICES						
CURRENT OPERATING EXPENDITURES						
Personnel Services						
Salaries - Itemized Position	50101010	1,190,060,425.05	101,141,117.39	1,190,060,425.05		
Salary Increase	50101010-02	31,182,120.43	2,597,114.74	31,182,120.43		
Salaries & Wages - Unfilled Position	50101010-A					
Casual Wages	50101020-01	49,104,337.93	3,518,177.22	49,104,337.93		
Contractual Wages	50101020-02	16,962,450.44	1,363,106.00	16,962,450.44		
Casual Increase	50101020-12	2,386,551.65	169,431.21	2,386,551.65		
Contractual Increase	50101020-22	434,134.80	35,754.00	434,134.80		
PERA	50102010	43,887,499.93	3,652,775.53	43,887,499.93		
Representation Allowance (RA)	50102020	11,053,191.67	938,816.67	11,053,191.67		
Transportation Allowance (TA)	50102030	9,697,191.67	925,816.67	9,697,191.67		
Clothing/Uniform Allowance	50102040	11,355,600.00	453,600.00	11,355,600.00		
Health Workers Benefits	50102060	167,050.00	39,650.00	167,050.00		
Honoraria	50102100	480,850.00	17,875.00	480,850.00		
Hazard Pay (Health Worker)	50102110-05	2,063,429.14	2,063,429.14	2,063,429.14		
Longevity Pay	50102120	84,008,556.00	479,813.35	84,008,556.00		
Overtime Services	50102130	12,738,663.17	6,010,482.25	12,738,663.17		
Year-End Bonus	50102140	98,261,542.25	888,719.45	98,261,542.25		
Year-End Bonus Increase	50102140-02	2,751,674.90	22,031.10	2,751,674.90		
Cash Gift	50102150	9,090,250.00	90,250.00	9,090,250.00		
Other Bonuses and Allowances	50102990	247,237,044.17	74,976,800.60	247,237,044.17		
Provident Fund Contributions (SEF)	50103050	20,558,070.36	1,740,496.10	20,558,070.36		



Allotment Class / Object of Expenditure  (1)	Code	Allotment Received  (2)	Obligations Incurred		Unobligated Balance of Allotment  (5) = (2) - (4)	REMARKS  (6)
			This Report  (3)	To Date  (4)		
Terminal Leave	50104030	25,465,179.65	8,899,841.09	25,465,179.65		
Other Personnel Benefits	50104990	592,393,893.27	63,893,533.16	592,393,893.27		
<b>Total Personnel Services</b>		<b>2,461,339,706.48</b>	<b>273,818,630.67</b>	<b>2,461,339,706.48</b>		
<b>Personnel Services</b>						
GSIS Contribution	50103010	164,908,000.00	13,152,647.70	148,508,982.67	16,399,017.33	
GSIS (RLIP)	50103010-02	6,600,000.00	328,722.60	3,979,492.52	2,620,507.48	
Pag-Ibig Contribution	50103020	2,203,750.00	187,100.00	2,203,750.00		
PhilHealth Contribution	50103030	13,328,427.27	1,189,624.45	13,328,427.27		
ECC Contribution	50103040	2,211,700.00	193,400.00	2,211,700.00		
<b>Total Personnel Services</b>		<b>189,251,877.27</b>	<b>15,051,494.75</b>	<b>170,232,352.46</b>	<b>19,019,524.81</b>	
<b>Total Personnel Services</b>		<b>2,650,591,583.75</b>	<b>288,870,125.42</b>	<b>2,631,572,058.94</b>	<b>19,019,524.81</b>	
<b>Maintenance and Other Operating Expenses</b>						
Travelling Expenses - Local	50201010	323,738,923.77	27,277,372.81	117,913,504.59	205,825,419.18	
Travelling Expenses - Foreign	50201020	19,578,481.20	908,542.02	2,781,512.02	16,796,969.18	
Training Expenses	50202010	21,200,473.65	993,913.87	18,651,516.50	2,548,957.15	
IT/Office Supplies Expenses	50203010	16,967,974.29	-51,707.04	8,230,797.80	8,737,176.49	
Accountable Forms Expenses	50203020	5,400.00	1,800.00	5,400.00		
Welfare Good Expenses	50203060	6,796,728.80	1,200,000.00	1,796,728.80	5,000,000.00	
Medical, Dental & Lab. Supplies Expenses	50203080	1,228,707.43	661,662.75	1,228,707.43		
Fuel, Oil & Lubricants Expenses	50203090	1,693,493.63	605,338.69	1,693,493.63		
Military, Police & Traffic Supplies Exp.	50203120	513,800.00		513,800.00		
Semi-Expendable Office Equipment	50203210-02	97,091.00	79,591.00	97,091.00		
Semi-Expendable ICT Equipment	50203210-03	916,101.00	714,597.00	915,591.00	510.00	
Semi-Expendable Communication Equipment	50203210-07	22,299.00	22,299.00	22,299.00		
Semi-Expendable Disaster Response & Resc	50203210-06		-112,760.00			
Semi-Expendable Military, Police & Securi	50203210-09	36,000.00	-520,000.00	36,000.00		
Semi-Expendable Medical Equipment	50203210-10	60,697.00	15,600.00	60,697.00		
Semi-Expendable Printing Equipment	50203210-11					
Semi-Expendable Sports Equipment	50203210-12					
Semi-Expendable Other Machinery & Equipm	50203210-99	541,978.32	274,563.32	541,978.32		
Semi-Expendable Furniture & Fixture	50203220-01	51,400.00	19,500.00	51,400.00		
Semi-Expendable Books	50203220-02	389,508.00	217,060.00	389,508.00		
Other Supplies Expenses	50203990	5,786,423.36	771,258.06	3,637,910.55	2,148,512.81	
Water Expenses	50204010	5,611,923.47	-40,210.42	608,711.47	5,003,212.00	



Allotment Class / Object of Expenditure  (1)	Code	Allotment Received  (2)	Obligations Incurred		Unobligated Balance of Allotment  (5) = (2) - (4)	REMARKS  (6)
			This Report  (3)	To Date  (4)		
Electricity Expenses	50204020	37,831,459.38	6,238,141.70	7,829,763.38	30,001,696.00	
Postage & Deliveries Expenses	50205010	433,063.57	337,992.06	425,063.57	8,000.00	
Telephone and Mobile Expense	50205020	23,509,769.07	1,392,688.32	13,565,506.11	9,944,262.96	
Internet Expenses	50205030	7,377,130.99	1,014,262.50	4,776,092.76	2,601,038.23	
Cable, Radio, Sattelite Expenses	50205040	807,572.00	-7,610.00	799,452.00	8,120.00	
Confidential Expenses	50210010	100,000,000.00			100,000,000.00	
Extraordinary and Miscellaneous Expenses	50210030	465,624,783.57	56,722,085.23	408,312,093.51	57,312,690.06	
Legal Services	50211010	124,250.00	20,050.00	121,250.00	3,000.00	
Auditing Expenses	50211020	3,691,521.92	2,339,667.52	3,691,521.92		
Consultancy Services	50211030	294,099,716.67	15,415,788.65	58,658,671.75	235,441,044.92	
Other Professional Services	50211990	13,496,206.91	1,104,000.00	10,536,706.91	2,959,500.00	
Environment/Sanitary Services	50212010	338,000.00	90,000.00	338,000.00		
Janitorial Services	50212020	39,301,543.17	4,348,737.56	9,301,543.17	30,000,000.00	
Security Services	50212030	8,546,244.00	159,683.00	1,546,244.00	7,000,000.00	
Other General Services	50212990					
Repair & Maint. - Office Bldgs.	50213040-01					
Repair & Maint. - Office Equip.	50213050-02	1,139,995.00	1,139,995.00	1,139,995.00		
Repair & Maint. - IT Equipment	50213050-03	150,000.00	150,000.00	150,000.00		
Repair & Maint. - Communication Eqpt.	50213050-07	113,880.00	113,880.00	113,880.00		
Repair & Maint.-Fire Equipment	50213050-09					
Repair & Maint. - Medical, Dental, etc.	50213050-11					
Repair & Maint. - Motor Vehicle	50213060-01	612,167.73	69,375.00	522,167.73	90,000.00	
Repair & Maint. - Furn. & Fixtures	50213070					
Rep&Maint-Semi Exp-Office Equip	50213210-02					
Rep&Maint-Semi Exp-IT Equip	50213210-03					
Rep&Maint-Semi Exp-Disaster Response	50213210-08					
Rep&Maint-Semi Exp-Other Machinery Equip	50213210-99					
Rep&Maint-Semi Exp-Furniture&Fixturre	50213220-01					
Repair & Maint. - Other Property, etc.	50213990	2,077,520.29	42,005.00	2,077,520.29		
Taxes, Duties and Licenses	50215010	65,689.66	13,825.30	65,689.66		
Fidelity Bond Premium	50215020	435,380.00	121,625.00	435,380.00		
Insurance Premiums	50215030	1,996,501.95	72,173.99	1,996,501.95		
Advertisement Expenses	50299010					
Printing & Binding Expenses	50299020	10,666,510.00	1,050,800.00	10,566,510.00		
Representation Expenses	50299030	86,667,539.68	6,247,638.84	50,435,557.13	36,231,982.55	



Allotment Class / Object of Expenditure  (1)	Code	Allotment Received  (2)	Obligations Incurred		Unobligated Balance of Allotment  (5) = (2) - (4)	REMARKS  (6)
			This Report  (3)	To Date  (4)		
Transportation & Delivery Expenses	50299040					
Rent Expenses	50299050	450,657,234.33	3,869,522.80	174,096,237.26	276,590,997.07	
Membership Dues & Contribution to Orgns	50299060	1,074,568.55		1,074,568.55		
Subscription Expenses	50299070	11,309,286.96	4,411,109.00	9,321,666.96	1,987,620.00	
Other Maintenance and Other Operating Ex	50299990	944,456,276.93	311,033,166.73	686,392,134.60	258,066,142.33	
<b>Total Maintenance and Other Operating Expenses</b>		<b>2,911,673,416.25</b>	<b>450,549,024.25</b>	<b>1,617,566,565.32</b>	<b>1,294,306,850.93</b>	
<b>Capital Outlays</b>						
Office Equipment	10605020	7,426,030.00	-208,000.00	147,570.00	7,278,460.00	
IT Equipment	10605030	9,823,970.00	479,208.00	2,093,024.00	7,730,946.00	
Communication Equipment	10605070	3,000,000.00		472,000.00	2,528,000.00	
Firefighting Equipment & Accessories	10605090-01	2,500,000.00		90,000.00	2,410,000.00	
Military, Police & Security Equipment	10605100	2,500,000.00			2,500,000.00	
Medical, Dental & Laboratory Equipment	10605110	1,500,000.00			1,500,000.00	
Printing Equipment	10605120	1,500,000.00		38,000.00	1,462,000.00	
Sports Equipment	10605130	500,000.00			500,000.00	
Motor Vehicles	10606010	3,500,000.00			3,500,000.00	
Furniture & Fixture Equipment	10607010	1,500,000.00			1,500,000.00	
Library Books	10607020	1,500,000.00			1,500,000.00	
Other Property, etc.	10699990	9,770,000.00		289,586.68	9,480,413.12	
Computer Software	10801020	6,000,000.00			6,000,000.00	
<b>Total Capital Outlays</b>		<b>51,020,000.00</b>	<b>271,208.00</b>	<b>3,130,180.68</b>	<b>47,869,619.12</b>	
<b>Total Current Operating Expenditures</b>		<b>5,613,485,000.00</b>	<b>739,690,357.68</b>	<b>4,252,268,805.14</b>	<b>1,361,216,194.86</b>	
<b>TOTAL CURRENT OPERATING EXPENDITURES</b>		<b>5,613,485,000.00</b>	<b>739,690,357.68</b>	<b>4,252,268,805.14</b>	<b>1,361,216,194.86</b>	
<b>CONTINUING APPROPRIATIONS</b>						
<b>REGULAR</b>						
Maintenance and Other Operating Expenses						
Travelling Expenses - Local	50201010	175,047,531.92	-47,854.29	158,098,862.66	16,948,669.24	
Travelling Expenses - Foreign	50201020	9,641,478.00			9,641,478.00	
Training Expenses	50202010	240,000.00			240,000.00	
IT/Office Supplies Expenses	50203010	7,217,684.79	232,284.81	658,900.28	6,558,784.51	
Accountable Forms Expenses	50203020	7,800.00			7,800.00	



Allotment Class / Object of Expenditure (1)	Code	Allotment Received (2)	Obligations Incurred		Unobligated Balance of Allotment (5) = (2) - (4)	REMARKS (6)
			This Report (3)	To Date (4)		
Welfare Good Expenses	50203060	10,411,049.31	-83,600.00	7,324,900.00	3,086,149.31	
Semi-Expendable Office Equipment	50203210-02	177,495.00	27,495.00	27,495.00	150,000.00	
Semi-Expendable ICT Equipment	50203210-03	213,845.00	63,245.00	63,245.00	150,600.00	
Semi-Expendable Other Machinery & Equipm	50203210-99	557,114.32	6,900.00	19,896.00	537,218.32	
Semi-Expendable Furniture & Fixture	50203220-01	31,077.44	31,077.44	31,077.44		
Other Supplies Expenses	50203990	1,740,611.65	13,499.43	37,097.06	1,703,514.79	
Water Expenses	50204010	6,034,108.00	1,166,316.76	5,584,905.19	449,202.81	
Electricity Expenses	50204020	30,149,283.00	1,542,639.30	29,985,007.69	164,275.31	
Postage & Deliveries Expenses	50205010	11,000.00			11,000.00	
Telephone and Mobile Expense	50205020	9,466,163.19	31,183.00	1,749,428.11	7,716,735.08	
Internet Expenses	50205030	2,864,600.00	180,454.00	1,290,246.64	1,574,353.36	
Confidential Expenses	50210010	100,000,000.00			100,000,000.00	
Extraordinary and Miscellaneous Expenses	50210030	56,236,705.00	2,072,949.04	35,182,617.97	21,054,087.03	
Legal Services	50211010	25,800.00		17,300.00	8,500.00	
Consultancy Services	50211030	184,528,219.43	8,576,920.96	126,424,883.34	59,103,336.09	
Other Professional Services	50211990	26,378,218.95	2,079,903.70	21,228,416.78	5,149,802.17	
Janitorial Services	50212020	24,954,330.48	4,866,031.40	24,954,330.48		
Security Services	50212030	4,000,000.00	1,226,676.00	4,000,000.00		
Repair & Maint. - Motor Vehicle	50213060-01	341,477.79	-10,000.00	8,950.00	332,527.79	
Repair & Maint. - Other Property, etc.	50213990	50,000.00			50,000.00	
Fidelity Bond Premium	50215020	114,000.00	-7,500.00	114,000.00		
Printing & Binding Expenses	50299020	40,000.00			40,000.00	
Representation Expenses	50299030	46,643,800.39	4,394,633.96	25,795,014.64	20,848,785.75	
Rent Expenses	50299050	126,501,561.00	123,450.76	124,066,573.09	2,432,987.91	
Subscription Expenses	50299070	7,886,700.94	-38,000.00	5,079,661.94	2,807,039.00	
Other Maintenance and Other Operating Ex	50299990	203,577,440.90	3,968,276.32	172,747,161.31	30,830,279.59	
<b>Total Maintenance and Other Operating Expenses</b>		<b>1,035,089,096.70</b>	<b>30,417,184.61</b>	<b>743,491,970.64</b>	<b>291,597,126.06</b>	
<b>Capital Outlays</b>						
Office Equipment	10605020	4,019,698.00	-126,380.00	426,800.00	3,592,898.00	
IT Equipment	10605030	22,957,693.56	8,538,345.56	18,042,918.56	4,914,775.00	
Communication Equipment	10605070	800,000.00			800,000.00	
Firefighting Equipment & Accessories	10605090-01	300,000.00			300,000.00	
Military, Police & Security Equipment	10605100	3,500,000.00	233,240.00	693,240.00	2,806,760.00	




Allotment Class / Object of Expenditure (1)	Code	Allotment Received (2)	Obligations incurred		Unobligated Balance of Allotment (5) = (2) - (4)	REMARKS (6)
			This Report (3)	To Date (4)		
Medical, Dental & Laboratory Equipment	10605110	1,400,000.00	31,788.00	303,788.00	1,096,212.00	
Sports Equipment	10605130	500,000.00			500,000.00	
Motor Vehicles	10606010	6,871,112.00	3,998,000.00	6,256,988.00	614,124.00	
Furniture & Fixture Equipment	10607010	933,749.00	-19,500.00	90,000.00	843,749.00	
Library Books	10607020	1,500,000.00			1,500,000.00	
Other Property, etc.	10699990	16,220,800.00	7,894,132.94	9,778,159.14	6,442,640.86	
Computer Software	10801020	12,000,000.00	514,824.00	1,439,824.00	10,560,176.00	
<b>Total Capital Outlays</b>		<b>71,003,052.56</b>	<b>21,064,456.50</b>	<b>37,031,717.70</b>	<b>33,971,334.86</b>	
<b>Total Continuing Appropriations Regular</b>		<b>1,106,092,149.26</b>	<b>51,481,641.11</b>	<b>780,523,688.34</b>	<b>325,568,460.92</b>	
<b>TOTAL CONTINUING APPROPRIATIONS</b>		<b>1,106,092,149.26</b>	<b>51,481,641.11</b>	<b>780,523,688.34</b>	<b>325,568,460.92</b>	
<b>TOTAL PROPER AND SECRETARIAT</b>		<b>6,719,577,149.26</b>	<b>791,171,998.79</b>	<b>5,032,792,493.48</b>	<b>1,686,784,655.78</b>	
<b>PROGRAM B - LOCALLY FUNDED PROJECTS</b>						
<b>SENATE RELOCATION</b>						
<b>CURRENT OPERATING EXPENDITURES</b>						
<b>Maintenance and Other Operating Expenses</b>						
Consultancy Services	50211030	9,000,000.00	-557,000.00	1,051,000.00	7,949,000.00	
Representation Expenses	50299030	520,000.00			520,000.00	
Other Maintenance and Other Operating Ex	50299990	480,000.00			480,000.00	
<b>Total Maintenance and Other Operating Expenses</b>		<b>10,000,000.00</b>	<b>-557,000.00</b>	<b>1,051,000.00</b>	<b>8,949,000.00</b>	
<b>Capital Outlays</b>						
Land Outlay	10601010	209,760,000.00		209,760,000.00		
Office Buildings	10604010	3,167,240,000.00			3,167,240,000.00	
<b>Total Capital Outlays</b>		<b>3,377,000,000.00</b>		<b>209,760,000.00</b>	<b>3,167,240,000.00</b>	
<b>Total Current Operating Expenditures</b>		<b>3,387,000,000.00</b>	<b>-557,000.00</b>	<b>210,811,000.00</b>	<b>3,176,189,000.00</b>	
<b>TOTAL LOCALLY-FUNDED PROJECTS</b>		<b>3,387,000,000.00</b>	<b>-557,000.00</b>	<b>210,811,000.00</b>	<b>3,176,189,000.00</b>	
<b>CONTINUING APPROPRIATIONS</b>						
<b>REGULAR</b>						
<b>Maintenance and Other Operating Expenses</b>						

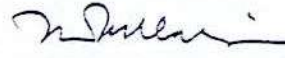


Allotment Class / Object of Expenditure (1)	Code	Allotment Received (2)	Obligations Incurred		Unobligated Balance of Allotment (5) = (2) - (4)	REMARKS (6)
			This Report (3)	To Date (4)		
Consultancy Services	50211030	4,808,000.00	2,051,000.00	4,808,000.00		
Representation Expenses	50299030	520,000.00			520,000.00	
Other Maintenance and Other Operating Ex	50299990	480,000.00			480,000.00	
<b>Total Maintenance and Other Operating Expenses</b>		<b>5,808,000.00</b>	<b>2,051,000.00</b>	<b>4,808,000.00</b>	<b>1,000,000.00</b>	
Capital Outlays						
Office Buildings	10604010	4,377,000,000.00	1,500,000,000.00	4,377,000,000.00		
<b>Total Capital Outlays</b>		<b>4,377,000,000.00</b>	<b>1,500,000,000.00</b>	<b>4,377,000,000.00</b>		
<b>Total Continuing Appropriations Regular</b>		<b>4,382,808,000.00</b>	<b>1,502,051,000.00</b>	<b>4,381,808,000.00</b>	<b>1,000,000.00</b>	
<b>TOTAL CONTINUING APPROPRIATIONS</b>		<b>4,382,808,000.00</b>	<b>1,502,051,000.00</b>	<b>4,381,808,000.00</b>	<b>1,000,000.00</b>	
<b>TOTAL PROGRAM B</b>		<b>7,769,808,000.00</b>	<b>1,501,494,000.00</b>	<b>4,592,619,000.00</b>	<b>3,177,189,000.00</b>	
<b>GRAND TOTAL</b>		<b>14,489,385,149.26</b>	<b>2,292,665,999.79</b>	<b>9,925,411,493.48</b>	<b>4,963,973,555.79</b>	

Certified Correct:

Submitted By:

  
**RIOSA C. MANALANSAN**  
 Chief, Legislative Budget Service  
*lys*

  
**ATTY. MYRA MARIE D. VILLARICA**  
 Senate Secretary  
*My* *lys*