

## STATEMENT OF ALLOTMENT, OBLIGATIONS AND BALANCES

As of January 31, 2017

(Summary by Source)

DEPARTMENT

Agency: SENATE

Fund: General

Allotment Class / Object of Expenditure  (1)	Code	Allotment Received  (2)	Obligations Incurred		Unobligated Balance of Allotment  (5) = (2) - (4)	REMARKS  (6)
			This Report  (3)	To Date  (4)		
<b>PROGRAM A1 &amp; A2</b>						
<b>SECRETARIAT AND LEGISLATIVE PROPER SERVICES</b>						
<b>CURRENT OPERATING EXPENDITURES</b>						
<b>Personal Services</b>						
Salaries - Itemized Position	50101010	920,796,879.60	63,475,983.87	63,475,983.87	857,320,895.73	
Salary Increase	50101010-02	100,000,000.00	464.94	464.94	99,999,535.06	
Salaries & Wages - Unfilled Position	50101010-A	80,375,000.00			80,375,000.00	
Casual Wages	50101020-01	47,500,000.00	3,603,663.00	3,603,663.00	43,896,337.00	
Contractual Wages	50101020-02	15,000,000.00	1,076,357.00	1,076,357.00	13,923,643.00	
Casual Increase	50101020-12	2,500,000.00			2,500,000.00	
Contractual Increase	50101020-22	2,000,000.00			2,000,000.00	
PERA	50102010	52,872,500.00	3,443,870.98	3,443,870.98	49,428,629.02	
Representation Allowance (RA)	50102020	13,064,000.00	988,000.00	988,000.00	12,076,000.00	
Transportation Allowance (TA)	50102030	12,096,000.00	875,000.00	875,000.00	11,221,000.00	
Clothing/Uniform Allowance	50102040	10,250,000.00			10,250,000.00	
Health Workers Benefits	50102060	360,000.00			360,000.00	
Productivity Incentive Benefits	50102080	6,000,000.00			6,000,000.00	
Honoraria	50102100	1,200,000.00	16,000.00	16,000.00	1,184,000.00	
Longevity Pay	50102120	64,000,000.00			64,000,000.00	
Overtime Services	50102130	27,000,000.00	2,714,690.36	2,714,690.36	24,285,309.64	
Year-End Bonus	50102140	71,800,000.00			71,800,000.00	
Year-End Bonus Increase	50102140-02	8,600,000.00			8,600,000.00	
Cash Gift	50102150	10,250,000.00			10,250,000.00	
Other Bonuses and Allowances	50102990	188,250,000.00	103,600.00	103,600.00	188,146,400.00	
Provident Fund Contributions (SEF)	50103050	18,400,000.00	1,142,616.92	1,142,616.92	17,257,383.08	
Retirement Benefits - Civilians	50104020	5,347,000.00			5,347,000.00	
Terminal Leave	50104030	7,200,000.00			7,200,000.00	
Other Personnel Benefits	50104990	668,968,458.33	28,939,709.60	28,939,709.60	640,028,748.73	
<b>Total Personal Services</b>		<b>2,333,829,837.93</b>	<b>106,379,956.67</b>	<b>106,379,956.67</b>	<b>2,227,449,881.26</b>	

Allotment Class / Object of Expenditure  (1)	Code	Allotment Received  (2)	Obligations Incurred		Unobligated Balance of Allotment  (5) = (2) - (4)	REMARKS  (6)
			This Report  (3)	To Date  (4)		
<b>Personal Services</b>						
GSIS Contribution	50103010	127,633,000.00	7,716,669.49	7,716,669.49	119,916,330.51	
GSIS (RLIP)	50103010-02	13,728,000.00	816,092.40	816,092.40	12,911,907.60	
Pag-Ibig Contribution	50103020	3,568,000.00	182,100.00	182,100.00	3,385,900.00	
PhilHealth Contribution	50103030	6,718,000.00	473,412.50	473,412.50	6,244,587.50	
ECC Contribution	50103040	3,568,000.00	182,600.00	182,600.00	3,385,400.00	
<b>Total Personal Services</b>		<b>155,215,000.00</b>	<b>9,370,874.39</b>	<b>9,370,874.39</b>	<b>145,844,125.61</b>	
<b>Total Personal Services</b>		<b>2,489,044,837.93</b>	<b>115,750,831.06</b>	<b>115,750,831.06</b>	<b>2,373,294,006.87</b>	
<b>Maintenance and Other Operating Expenses</b>						
Travelling Expenses - Local	50201010	114,526,293.55	13,776,923.17	13,776,923.17	100,749,370.38	
Travelling Expenses - Foreign	50201020	30,831,505.17	2,826,674.80	2,826,674.80	28,004,830.37	
Training Expenses	50202010	7,891,000.00	30,000.00	30,000.00	7,861,000.00	
Office Supplies Expenses	50203010	33,031,999.33	1,184,585.33	1,184,585.33	31,847,414.00	
Accountable Forms Expenses	50203020	1,263,000.00			1,263,000.00	
Medical,Dental & Lab. Supplies Expenses	50203080	1,396,000.00			1,396,000.00	
Fuel, Oil & Lubricants Expenses	50203090	4,209,000.00			4,209,000.00	
Military, Police & Traffic Supplies Exp.	50203120	1,000,000.00			1,000,000.00	
Semi-Expendable Office Equipment	50203210-02	1,500,000.00			1,500,000.00	
Semi-Expendable ICT Equipment	50203210-03	1,500,000.00			1,500,000.00	
Semi-Expendable Communication Equipment	50203210-07	500,000.00			500,000.00	
Semi-Expendable Disaster Response & Resc	50203210-08	500,000.00			500,000.00	
Semi-Expendable Military,Police & Securi	50203210-09	500,000.00			500,000.00	
Semi-Expendable Medical Equipment	50203210-10	500,000.00			500,000.00	
Semi-Expendable Printing Equipment	50203210-11	500,000.00			500,000.00	
Semi-Expendable Sports Equipment	50203210-12	500,000.00			500,000.00	
Semi-Expendable Other Machinery & Equipm	50203210-99	3,100,000.00			3,100,000.00	
Semi-Expendable Furniture & Fixture	50203220-01	1,500,000.00			1,500,000.00	
Semi-Expendable Books	50203220-02	1,500,000.00			1,500,000.00	
Other Supplies Expenses	50203990	13,112,233.07	218,878.33	218,878.33	12,893,354.74	
Water Expenses	50204010	9,180,128.00	513,466.46	513,466.46	8,666,661.54	
Electricity Expenses	50204020	40,937,689.00	65,587.00	65,587.00	40,872,102.00	
Postage & Deliveries Expenses	50205010	760,000.00	4,000.00	4,000.00	756,000.00	
Telephone and Mobile Expense	50205020	25,976,101.33	941,952.65	941,952.65	25,034,148.68	
Internet Expenses	50205030	9,296,296.53	290,371.40	290,371.40	9,005,925.13	
Cable, Radio, Sattelite Expenses	50205040	2,500,000.00	65,070.00	65,070.00	2,434,930.00	
Extraordinary and Miscellaneous Expenses	50210030	286,340,019.67	21,816,488.00	21,816,488.00	264,523,531.67	
Legal Services	50211010	423,500.00	1,500.00	1,500.00	422,000.00	

Allotment Class / Object of Expenditure  (1)	Code	Allotment Received  (2)	Obligations Incurred		Unobligated Balance of Allotment  (5) = (2) - (4)	REMARKS  (6)
			This Report  (3)	To Date  (4)		
Auditing Expenses	50211020	2,800,000.00	167,357.25	167,357.25	2,632,642.75	
Consultancy Services	50211030	189,028,416.83	4,308,499.23	4,308,499.23	184,719,917.60	
Other Professional Services	50211990	26,909,378.44	142,718.50	142,718.50	26,766,659.94	
Environment/Sanitary Services	50212010	425,000.00			425,000.00	
Janitorial Services	50212020	26,525,000.00			26,525,000.00	
Security Services	50212030	5,250,000.00			5,250,000.00	
Repair & Maint. - Office Bldgs.	50213040-01	1,000,000.00			1,000,000.00	
Repair & Maint. - Other Structure	50213040-99	500,000.00			500,000.00	
Repair & Maint. - Office Equip.	50213050-02	1,000,000.00			1,000,000.00	
Repair & Maint. - IT Equipment	50213050-03	1,000,000.00			1,000,000.00	
Repair & Maint. - Communication Eqpt.	50213050-07	500,000.00			500,000.00	
Repair & Maint.-Fire Equipment	50213050-09	500,000.00			500,000.00	
Repair & Maint. - Medical, Dental, etc.	50213050-11	500,000.00			500,000.00	
Repair & Maint. - Motor Vehicle	50213060-01	1,800,000.00			1,800,000.00	
Repair & Maint. - Furn. & Fixtures	50213070	500,000.00			500,000.00	
Repair & Maint. - Other Property, etc.	50213990	3,155,000.00	247,460.00	247,460.00	2,907,540.00	
Taxes, Duties and Licenses	50215010	516,000.00			516,000.00	
Fidelity Bond Premium	50215020	500,000.00	3,375.00	3,375.00	496,625.00	
Insurance Premiums	50215030	2,000,000.00	10,660.99	10,660.99	1,989,339.01	
Advertisement Expenses	50299010	1,656,000.00			1,656,000.00	
Printing & Binding Expenses	50299020	3,454,000.00			3,454,000.00	
Representation Expenses	50299030	95,991,895.84	5,772,069.32	5,772,069.32	90,219,826.52	
Transportation & Delivery Expenses	50299040	782,000.00			782,000.00	
Rent Expenses	50299050	194,364,965.33	39,510,158.30	39,510,158.30	154,854,807.03	
Membership Dues & Contribution to Orgns	50299060	1,947,000.00			1,947,000.00	
Subscription Expenses	50299070	7,292,495.68	1,823,047.80	1,823,047.80	5,469,447.88	
Other Maintenance and Other Operating Ex	50299990	479,738,244.30	38,608,895.27	38,608,895.27	441,129,349.03	
<b>Total Maintenance and Other Operating Expenses</b>		<b>1,644,410,162.07</b>	<b>132,329,738.80</b>	<b>132,329,738.80</b>	<b>1,512,080,423.27</b>	
<b>Capital Outlays</b>						
Other Structure	10604990	3,500,000.00			3,500,000.00	
Office Equipment	10605020	6,800,000.00			6,800,000.00	
IT Equipment	10605030	16,800,000.00			16,800,000.00	
Communication Equipment	10605070	1,500,000.00			1,500,000.00	
Firefighting Equipment & Accessories	10605090-01	1,500,000.00			1,500,000.00	
Military, Police & Security Equipment	10605100	3,500,000.00			3,500,000.00	
Medical, Dental & Laboratory Equipment	10605110	1,500,000.00			1,500,000.00	

Allotment Class / Object of Expenditure  (1)	Code	Allotment Received  (2)	Obligations Incurred		Unobligated Balance of Allotment  (5) = (2) - (4)	REMARKS  (6)
			This Report  (3)	To Date  (4)		
Printing Equipment	10605120	500,000.00			500,000.00	
Sports Equipment	10605130	500,000.00			500,000.00	
Motor Vehicles	10606010	4,800,000.00			4,800,000.00	
Furniture & Fixture Equipment	10607010	2,500,000.00			2,500,000.00	
Library Books	10607020	1,100,000.00			1,100,000.00	
Other Property, etc.	10698990	85,000,000.00			85,000,000.00	
Computer Software	10801020	500,000.00			500,000.00	
<b>Total Capital Outlays</b>		<b>130,000,000.00</b>			<b>130,000,000.00</b>	
<b>Total Current Operating Expenditures</b>		<b>4,263,455,000.00</b>	<b>248,080,569.86</b>	<b>248,080,569.86</b>	<b>4,015,374,430.14</b>	
<b>TOTAL CURRENT OPERATING EXPENDITURES</b>		<b>4,263,455,000.00</b>	<b>248,080,569.86</b>	<b>248,080,569.86</b>	<b>4,015,374,430.14</b>	
<b>CONTINUING APPROPRIATIONS</b>						
<b>REGULAR</b>						
<b>Maintenance and Other Operating Expenses</b>						
Travelling Expenses - Local	50201010	115,227,958.93			115,227,958.93	
Travelling Expenses - Foreign	50201020	14,396,010.91			14,396,010.91	
Training Expenses	50202010	1,630,130.00			1,630,130.00	
Office Supplies Expenses	50203010	7,744,665.49			7,744,665.49	
Semi-Expendable Office Equipment	50203210-02	46,270.00			46,270.00	
Semi-Expendable ICT Equipment	50203210-03	42,866.00			42,866.00	
Semi-Expendable Other Machinery & Equipm	50203210-99	1,000.25			1,000.25	
Other Supplies Expenses	50203990	4,361,422.32			4,361,422.32	
Water Expenses	50204010	3,631,976.33			3,631,976.33	
Electricity Expenses	50204020	11,516,580.19			11,516,580.19	
Postage & Deliveries Expenses	50205010	10,000.00			10,000.00	
Telephone and Mobile Expense	50205020	10,889,990.23			10,889,990.23	
Internet Expenses	50205030	3,009,506.27			3,009,506.27	
Extraordinary and Miscellaneous Expenses	50210030	41,466,587.56			41,466,587.56	
Legal Services	50211010	15,000.00			15,000.00	
Consultancy Services	50211030	119,149,136.99			119,149,136.99	
Other Professional Services	50211990	1,778,532.26			1,778,532.26	
Janitorial Services	50212020	11,080,117.29			11,080,117.29	
Repair & Maint. - Office Equip.	50213050-02	160,000.00			160,000.00	
Repair & Maint. - IT Equipment	50213050-03	70,000.00			70,000.00	
Repair & Maint. - Motor Vehicle	50213060-01	60,000.00			60,000.00	
Repair & Maint. - Other Property, etc.	50213990	1,500.00			1,500.00	



Allotment Class / Object of Expenditure  (1)	Code	Allotment Received  (2)	Obligations Incurred		Unobligated Balance of Allotment  (5) = (2) - (4)	REMARKS  (6)
			This Report  (3)	To Date  (4)		
Representation Expenses	50299030	24,330,253.63			24,330,253.63	
Rent Expenses	50299050	31,339,438.23			31,339,438.23	
Subscription Expenses	50299070	3,340,138.45			3,340,138.45	
Other Maintenance and Other Operating Ex	50299990	138,247,991.27			138,247,991.27	
<b>Total Maintenance and Other Operating Expenses</b>		<b>543,547,072.60</b>			<b>543,547,072.60</b>	
<b>Capital Outlays</b>						
Office Buildings	10604010	12,550,000.00			12,550,000.00	
Office Equipment	10605020	7,492,116.76			7,492,116.76	
IT Equipment	10605030	5,707,726.68			5,707,726.68	
Communication Equipment	10605070	782,103.00			782,103.00	
Firefighting Equipment & Accessories	10605090-01	1,500,000.00			1,500,000.00	
Military, Police & Security Equipment	10605100	1,800,000.00			1,800,000.00	
Medical, Dental & Laboratory Equipment	10605110	800,000.00			800,000.00	
Printing Equipment	10605120	500,000.00			500,000.00	
Sports Equipment	10605130	500,000.00			500,000.00	
Motor Vehciles	10606010	6,312,000.00			6,312,000.00	
Furniture & Fixture Equipment	10607010	3,277,688.96			3,277,688.96	
Library Books	10607020	2,500,000.00			2,500,000.00	
Other Property, etc.	10698990	5,150,782.36			5,150,782.36	
Computer Software	10801020	2,800,000.00			2,800,000.00	
<b>Total Capital Outlays</b>		<b>51,672,417.76</b>			<b>51,672,417.76</b>	
<b>Total Continuing Appropriations Regular</b>		<b>595,219,490.36</b>			<b>595,219,490.36</b>	
<b>TOTAL CONTINUING APPROPRIATIONS</b>		<b>595,219,490.36</b>			<b>595,219,490.36</b>	
<b>TOTAL PROPER AND SECRETARIAT</b>		<b>4,858,674,490.36</b>	<b>248,080,569.86</b>	<b>248,080,569.86</b>	<b>4,610,593,920.50</b>	
<b>PROGRAM B - LOCALLY FUNDED PROJECTS</b>						
Technical, Studies on the Economy, Taxation, Energy, Environment, Banking, Agriculture, Trasportation						
<b>CURRENT OPERATING EXPENDITURES</b>						
Maintenance and Other Operating Expenses						
Research, Exploration & Dev Exp.	50207020	69,356,000.00			69,356,000.00	
<b>Total Maintenance and Other Operating Expenses</b>		<b>69,356,000.00</b>			<b>69,356,000.00</b>	
<b>Total Current Operating Expenditures</b>		<b>69,356,000.00</b>			<b>69,356,000.00</b>	

Allotment Class / Object of Expenditure (1)	Code	Allotment Received (2)	Obligations Incurred		Unobligated Balance of Allotment (5) = (2) - (4)	REMARKS (6)
			This Report (3)	To Date (4)		
TOTAL LOCALLY-FUNDED PROJECTS		69,356,000.00			69,356,000.00	
CONTINUING APPROPRIATIONS REGULAR						
Maintenance and Other Operating Expenses						
Research, Exploration & Dev Exp.	50207020	69,356,000.00			69,356,000.00	
<i>Total Maintenance and Other Operating Expenses</i>		69,356,000.00			69,356,000.00	
<i>Total Continuing Appropriations Regular</i>		69,356,000.00			69,356,000.00	
TOTAL CONTINUING APPROPRIATIONS		69,356,000.00			69,356,000.00	
TOTAL PROGRAM B		138,712,000.00			138,712,000.00	
GRAND TOTAL		4,997,386,490.36	248,080,569.86	248,080,569.86	4,749,305,920.50	

Certified Correct:

  
**RENATO B. CHUA**  
 Chief, Legislative Budget Service  


Submitted By:

  
**ATTY. LUTGARDO B. BARBO**  
 Senate Secretary  


## STATEMENT OF ALLOTMENT, OBLIGATIONS AND BALANCES

As of February 29, 2017

(Summary by Source)

DEPARTMENT

Agency: SENATE

Fund: General

Allotment Class / Object of Expenditure  (1)	Code	Allotment Received  (2)	Obligations Incurred		Unobligated Balance of Allotment  (5) = (2) - (4)	REMARKS  (6)
			This Report  (3)	To Date  (4)		
<b>PROGRAM A1 &amp; A2</b>						
<b>SECRETARIAT AND LEGISLATIVE PROPER SERVICES</b>						
<b>CURRENT OPERATING EXPENDITURES</b>						
<b>Personal Services</b>						
Salaries - Itemized Position	50101010	916,976,505.31	63,917,287.18	127,393,271.05	789,583,234.26	
Salary Increase	50101010-02	100,000,000.00	15,731,964.63	15,732,429.57	84,267,570.43	
Salaries & Wages - Unfilled Position	50101010-A	80,375,000.00			80,375,000.00	
Casual Wages	50101020-01	47,500,000.00	3,629,928.06	7,233,591.06	40,266,408.94	
Contractual Wages	50101020-02	15,000,000.00	1,118,296.00	2,194,653.00	12,805,347.00	
Casual Increase	50101020-12	2,500,000.00	301,155.79	301,155.79	2,198,844.21	
Contractual Increase	50101020-22	2,000,000.00	254,853.00	254,853.00	1,745,147.00	
PERA	50102010	52,723,000.00	3,478,848.56	6,922,719.54	45,800,280.46	
Representation Allowance (RA)	50102020	13,064,000.00	962,500.00	1,950,500.00	11,113,500.00	
Transportation Allowance (TA)	50102030	12,096,000.00	838,500.00	1,713,500.00	10,382,500.00	
Clothing/Uniform Allowance	50102040	10,250,000.00	3,740,000.00	3,740,000.00	6,510,000.00	
Health Workers Benefits	50102060	360,000.00	19,150.00	19,150.00	340,850.00	
Productivity Incentive Benefits	50102080	6,000,000.00	4,524,000.00	4,524,000.00	1,476,000.00	
Honoraria	50102100	1,200,000.00	6,750.00	22,750.00	1,177,250.00	
Longevity Pay	50102120	64,000,000.00			64,000,000.00	
Overtime Services	50102130	27,000,000.00	2,499,773.78	5,214,464.14	21,785,535.86	
Year-End Bonus	50102140	71,800,000.00			71,800,000.00	
Year-End Bonus Increase	50102140-02	8,600,000.00			8,600,000.00	
Cash Gift	50102150	10,250,000.00			10,250,000.00	
Other Bonuses and Allowances	50102990	188,250,000.00	103,638.71	207,238.71	188,042,761.29	
Provident Fund Contributions (SEF)	50103050	18,400,000.00	1,263,784.52	2,406,401.44	15,993,598.56	
Retirement Benefits - Civilians	50104020	5,347,000.00			5,347,000.00	
Terminal Leave	50104030	7,200,000.00			7,200,000.00	
Other Personnel Benefits	50104990	668,935,416.66	6,547,287.87	35,486,997.47	633,448,419.19	
<b>Total Personal Services</b>		<b>2,329,826,921.97</b>	<b>108,937,718.10</b>	<b>215,317,674.77</b>	<b>2,114,509,247.20</b>	

Allotment Class / Object of Expenditure  (1)	Code	Allotment Received  (2)	Obligations Incurred		Unobligated Balance of Allotment  (5) = (2) - (4)	REMARKS  (6)
			This Report  (3)	To Date  (4)		
<b>Personal Services</b>						
GSIS Contribution	50103010	127,633,000.00	8,155,972.80	15,872,642.29	111,760,357.71	
GSIS (RLIP)	50103010-02	13,728,000.00	978,716.64	1,794,809.04	11,933,190.96	
Pag-Ibig Contribution	50103020	3,568,000.00	176,300.00	358,400.00	3,209,600.00	
PhilHealth Contribution	50103030	6,718,000.00	543,425.00	1,016,837.50	5,701,162.50	
ECC Contribution	50103040	3,568,000.00	174,600.00	357,200.00	3,210,800.00	
<b>Total Personal Services</b>		<b>155,215,000.00</b>	<b>10,029,014.44</b>	<b>19,399,888.83</b>	<b>135,815,111.17</b>	
<b>Total Personal Services</b>		<b>2,485,041,921.97</b>	<b>118,966,732.54</b>	<b>234,717,563.60</b>	<b>2,250,324,358.37</b>	
<b>Maintenance and Other Operating Expenses</b>						
Travelling Expenses - Local	50201010	109,914,166.98	12,144,060.68	25,920,983.85	83,993,183.13	
Travelling Expenses - Foreign	50201020	30,871,918.34	1,373,301.02	4,199,975.82	26,671,942.52	
Training Expenses	50202010	7,936,000.00	47,000.00	77,000.00	7,859,000.00	
Office Supplies Expenses	50203010	33,216,652.61	2,176,023.95	3,360,609.28	29,856,043.33	
Accountable Forms Expenses	50203020	1,263,360.00	360.00	360.00	1,263,000.00	
Medical,Dental & Lab. Supplies Expenses	50203080	1,396,000.00			1,396,000.00	
Fuel, Oil & Lubricants Expenses	50203090	4,217,000.00	186,054.71	186,054.71	4,030,945.29	
Military, Police & Traffic Supplies Exp.	50203120	1,000,000.00			1,000,000.00	
Semi-Expendable Office Equipment	50203210-02	1,505,000.00			1,505,000.00	
Semi-Expendable ICT Equipment	50203210-03	1,500,000.00			1,500,000.00	
Semi-Expendable Communication Equipment	50203210-07	500,000.00			500,000.00	
Semi-Expendable Disaster Response & Resc	50203210-08	500,000.00			500,000.00	
Semi-Expendable Military,Police & Securi	50203210-09	500,000.00			500,000.00	
Semi-Expendable Medical Equipment	50203210-10	500,000.00			500,000.00	
Semi-Expendable Printing Equipment	50203210-11	500,000.00			500,000.00	
Semi-Expendable Sports Equipment	50203210-12	500,000.00			500,000.00	
Semi-Expendable Other Machinery & Equipm	50203210-99	3,114,000.00	2,901.30	2,901.30	3,111,098.70	
Semi-Expendable Furniture & Fixture	50203220-01	1,500,000.00			1,500,000.00	
Semi-Expendable Books	50203220-02	1,500,000.00			1,500,000.00	
Other Supplies Expenses	50203990	12,652,728.05	101,631.00	320,509.33	12,332,218.72	
Water Expenses	50204010	9,117,744.00	566,419.85	1,079,886.31	8,037,857.69	
Electricity Expenses	50204020	40,498,990.00	3,427,611.34	3,493,198.34	37,005,791.66	
Postage & Deliveries Expenses	50205010	803,116.00	25,116.00	29,116.00	774,000.00	
Telephone and Mobile Expense	50205020	25,177,755.37	1,430,809.98	2,372,762.63	22,804,992.74	
Internet Expenses	50205030	9,238,452.98	386,880.79	677,252.19	8,561,200.79	
Cable, Radio, Sattelite Expenses	50205040	2,500,000.00		65,070.00	2,434,930.00	
Extraordinary and Miscellaneous Expenses	50210030	284,799,530.32	20,803,752.14	42,620,240.14	242,179,290.18	
Legal Services	50211010	434,200.00	2,700.00	4,200.00	430,000.00	




Allotment Class / Object of Expenditure  (1)	Code	Allotment Received  (2)	Obligations Incurred		Unobligated Balance of Allotment  (5) = (2) - (4)	REMARKS  (6)
			This Report  (3)	To Date  (4)		
Auditing Expenses	50211020	2,800,000.00	47,171.87	214,529.12	2,585,470.88	
Consultancy Services	50211030	192,400,615.91	14,789,867.35	19,098,366.58	173,302,249.33	
Other Professional Services	50211990	29,381,938.32	2,376,368.50	2,519,087.00	26,862,851.32	
Environment/Sanitary Services	50212010	425,000.00	116,400.00	116,400.00	308,600.00	
Janitorial Services	50212020	26,525,000.00	4,814,335.43	4,814,335.43	21,710,664.57	
Security Services	50212030	5,250,000.00	334,560.96	334,560.96	4,915,439.04	
Repair & Maint. - Office Bldgs.	50213040-01	1,000,000.00			1,000,000.00	
Repair & Maint. - Other Structure	50213040-99	500,000.00			500,000.00	
Repair & Maint. - Office Equip.	50213050-02	1,000,000.00			1,000,000.00	
Repair & Maint. - IT Equipment	50213050-03	1,000,000.00			1,000,000.00	
Repair & Maint. - Communication Eqpt.	50213050-07	500,000.00			500,000.00	
Repair & Maint.-Fire Equipment	50213050-09	500,000.00			500,000.00	
Repair & Maint. - Medical, Dental, etc.	50213050-11	500,000.00			500,000.00	
Repair & Maint. - Motor Vehicle	50213060-01	1,800,000.00	3,532.30	3,532.30	1,796,467.70	
Repair & Maint. - Furn. & Fixtures	50213070	500,000.00			500,000.00	
Repair & Maint. - Other Property, etc.	50213990	3,190,000.00		247,460.00	2,942,540.00	
Taxes, Duties and Licenses	50215010	516,000.00			516,000.00	
Fidelity Bond Premium	50215020	500,000.00	49,950.00	53,325.00	446,675.00	
Insurance Premiums	50215030	2,000,000.00	6,169.59	16,830.58	1,983,169.42	
Advertisement Expenses	50299010	1,656,000.00			1,656,000.00	
Printing & Binding Expenses	50299020	3,455,000.00			3,455,000.00	
Representation Expenses	50299030	96,637,366.20	5,456,684.96	11,228,754.28	85,408,611.92	
Transportation & Delivery Expenses	50299040	782,000.00			782,000.00	
Rent Expenses	50299050	190,010,737.99	1,100,043.45	40,610,201.75	149,400,536.24	
Membership Dues & Contribution to Orgns	50299060	1,947,000.00	853,547.72	853,547.72	1,093,452.28	
Subscription Expenses	50299070	6,502,276.61	468,260.00	2,291,307.80	4,210,968.81	
Other Maintenance and Other Operating Ex	50299990	489,660,528.35	40,450,564.47	79,059,459.74	410,601,068.61	
<b>Total Maintenance and Other Operating Expenses</b>		<b>1,648,096,078.03</b>	<b>113,542,079.36</b>	<b>245,871,818.16</b>	<b>1,402,224,259.87</b>	
<b>Capital Outlays</b>						
Other Structure	10604990	3,500,000.00			3,500,000.00	
Office Equipment	10605020	6,760,000.00			6,760,000.00	
IT Equipment	10605030	17,044,000.00			17,044,000.00	
Communication Equipment	10605070	1,500,000.00			1,500,000.00	
Firefighting Equipment & Accessories	10605090-01	1,500,000.00			1,500,000.00	
Military, Police & Security Equipment	10605100	3,500,000.00			3,500,000.00	
Medical, Dental & Laboratory Equipment	10605110	1,500,000.00			1,500,000.00	

Allotment Class / Object of Expenditure  (1)	Code	Allotment Received  (2)	Obligations Incurred		Unobligated Balance of Allotment  (5) = (2) - (4)	REMARKS  (6)
			This Report  (3)	To Date  (4)		
Printing Equipment	10605120	500,000.00			500,000.00	
Sports Equipment	10605130	500,000.00			500,000.00	
Motor Vehicles	10606010	4,800,000.00			4,800,000.00	
Furniture & Fixture Equipment	10607010	2,500,000.00	38,275.52	38,275.52	2,461,724.48	
Library Books	10607020	1,100,000.00			1,100,000.00	
Other Property, etc.	10698990	85,113,000.00			85,113,000.00	
Computer Software	10801020	500,000.00			500,000.00	
<b>Total Capital Outlays</b>		<b>130,317,000.00</b>	<b>38,275.52</b>	<b>38,275.52</b>	<b>130,278,724.48</b>	
<b>Total Current Operating Expenditures</b>		<b>4,263,455,000.00</b>	<b>232,547,087.42</b>	<b>480,627,657.28</b>	<b>3,782,827,342.72</b>	
<b>TOTAL CURRENT OPERATING EXPENDITURES</b>		<b>4,263,455,000.00</b>	<b>232,547,087.42</b>	<b>480,627,657.28</b>	<b>3,782,827,342.72</b>	
<b>CONTINUING APPROPRIATIONS</b>						
<b>REGULAR</b>						
<b>Maintenance and Other Operating Expenses</b>						
Travelling Expenses - Local	50201010	115,227,958.93			115,227,958.93	
Travelling Expenses - Foreign	50201020	14,396,010.91			14,396,010.91	
Training Expenses	50202010	1,630,130.00			1,630,130.00	
Office Supplies Expenses	50203010	7,744,665.49			7,744,665.49	
Semi-Expendable Office Equipment	50203210-02	46,270.00			46,270.00	
Semi-Expendable ICT Equipment	50203210-03	42,866.00			42,866.00	
Semi-Expendable Other Machinery & Equipm	50203210-99	1,000.25			1,000.25	
Other Supplies Expenses	50203990	4,361,422.32			4,361,422.32	
Water Expenses	50204010	3,631,976.33			3,631,976.33	
Electricity Expenses	50204020	11,516,580.19			11,516,580.19	
Postage & Deliveries Expenses	50205010	10,000.00			10,000.00	
Telephone and Mobile Expense	50205020	10,889,990.23			10,889,990.23	
Internet Expenses	50205030	3,009,506.27			3,009,506.27	
Extraordinary and Miscellaneous Expenses	50210030	41,466,587.56			41,466,587.56	
Legal Services	50211010	15,000.00			15,000.00	
Consultancy Services	50211030	119,149,136.99			119,149,136.99	
Other Professional Services	50211990	1,778,532.26			1,778,532.26	
Janitorial Services	50212020	11,080,117.29			11,080,117.29	
Repair & Maint. - Office Equip.	50213050-02	160,000.00			160,000.00	
Repair & Maint. - IT Equipment	50213050-03	70,000.00			70,000.00	
Repair & Maint. - Motor Vehicle	50213060-01	60,000.00			60,000.00	
Repair & Maint. - Other Property, etc.	50213990	1,500.00			1,500.00	


Allotment Class / Object of Expenditure  (1)	Code	Allotment Received  (2)	Obligations Incurred		Unobligated Balance of Allotment  (5) = (2) - (4)	REMARKS  (6)
			This Report  (3)	To Date  (4)		
Representation Expenses	50299030	24,330,253.63			24,330,253.63	
Rent Expenses	50299050	31,339,438.23			31,339,438.23	
Subscription Expenses	50299070	3,340,138.45			3,340,138.45	
Other Maintenance and Other Operating Ex	50299990	138,247,991.27			138,247,991.27	
<b>Total Maintenance and Other Operating Expenses</b>		<b>543,547,072.60</b>			<b>543,547,072.60</b>	
<b>Capital Outlays</b>						
Office Buildings	10604010	12,550,000.00			12,550,000.00	
Office Equipment	10605020	7,492,116.76			7,492,116.76	
IT Equipment	10605030	5,707,726.68			5,707,726.68	
Communication Equipment	10605070	782,103.00			782,103.00	
Firefighting Equipment & Accessories	10605090-01	1,500,000.00			1,500,000.00	
Military, Police & Security Equipment	10605100	1,800,000.00			1,800,000.00	
Medical, Dental & Laboratory Equipment	10605110	800,000.00			800,000.00	
Printing Equipment	10605120	500,000.00			500,000.00	
Sports Equipment	10605130	500,000.00			500,000.00	
Motor Vehicles	10606010	6,312,000.00			6,312,000.00	
Furniture & Fixture Equipment	10607010	3,277,688.96			3,277,688.96	
Library Books	10607020	2,500,000.00			2,500,000.00	
Other Property, etc.	10698990	5,150,782.36			5,150,782.36	
Computer Software	10801020	2,800,000.00			2,800,000.00	
<b>Total Capital Outlays</b>		<b>51,672,417.76</b>			<b>51,672,417.76</b>	
<b>Total Continuing Appropriations Regular</b>		<b>595,219,490.36</b>			<b>595,219,490.36</b>	
<b>TOTAL CONTINUING APPROPRIATIONS</b>		<b>595,219,490.36</b>			<b>595,219,490.36</b>	
<b>TOTAL PROPER AND SECRETARIAT</b>		<b>4,858,674,490.36</b>	<b>232,547,087.42</b>	<b>480,627,657.28</b>	<b>4,378,046,833.08</b>	
<b>PROGRAM B - LOCALLY FUNDED PROJECTS</b>						
Technical, Studies on the Economy, Taxation, Energy, Environment, Banking, Agriculture, Transportation						
<b>CURRENT OPERATING EXPENDITURES</b>						
Maintenance and Other Operating Expenses						
Research, Exploration & Dev Exp.	50207020	69,356,000.00			69,356,000.00	
<b>Total Maintenance and Other Operating Expenses</b>		<b>69,356,000.00</b>			<b>69,356,000.00</b>	
<b>Total Current Operating Expenditures</b>		<b>69,356,000.00</b>			<b>69,356,000.00</b>	

Allotment Class / Object of Expenditure (1)	Code	Allotment Received (2)	Obligations Incurred		Unobligated Balance of Allotment (5) = (2) - (4)	REMARKS (6)
			This Report (3)	To Date (4)		
TOTAL LOCALLY-FUNDED PROJECTS		69,356,000.00			69,356,000.00	
CONTINUING APPROPRIATIONS REGULAR						
Maintenance and Other Operating Expenses						
Research, Exploration & Dev Exp.	50207020	69,356,000.00			69,356,000.00	
<b>Total Maintenance and Other Operating Expenses</b>		69,356,000.00			69,356,000.00	
<b>Total Continuing Appropriations Regular</b>		69,356,000.00			69,356,000.00	
TOTAL CONTINUING APPROPRIATIONS		69,356,000.00			69,356,000.00	
TOTAL PROGRAM B		138,712,000.00			138,712,000.00	
<b>GRAND TOTAL</b>		4,997,386,490.36	232,547,087.42	480,627,657.28	4,516,758,833.08	

Certified Correct:

  
**RENATO B. CHUA**  
 Chief, Legislative Budget Service

Submitted By:

  
**ATTY. LUTGARDO B. BARBO**  
 Senate Secretary

## STATEMENT OF ALLOTMENT, OBLIGATIONS AND BALANCES

As of March 31, 2017

(Summary by Source)

DEPARTMENT

Agency: SENATE

Fund: General

Allotment Class / Object of Expenditure (1)	Code	Allotment Received (2)	Obligations Incurred		Unobligated Balance of Allotment (5) = (2) - (4)	REMARKS (6)
			This Report (3)	To Date (4)		
<b>PROGRAM A1 &amp; A2</b>						
<b>SECRETARIAT AND LEGISLATIVE PROPER SERVICES</b>						
<b>CURRENT OPERATING EXPENDITURES</b>						
<b>Personal Services</b>						
Salaries - Itemized Position	50101010	955,600,622.46	64,830,613.86	192,223,884.91	763,376,737.55	
Salary Increase	50101010-02	100,000,000.00	8,351,078.46	24,083,508.03	75,916,491.97	
Salaries & Wages - Unfilled Position	50101010-A	80,375,000.00			80,375,000.00	
Casual Wages	50101020-01	47,500,000.00	3,530,165.20	10,763,756.26	36,736,243.74	
Contractual Wages	50101020-02	15,000,000.00	1,065,738.00	3,260,391.00	11,739,609.00	
Casual Increase	50101020-12	2,500,000.00	146,501.00	447,656.79	2,052,343.21	
Contractual Increase	50101020-22	2,000,000.00	123,257.00	378,110.00	1,621,890.00	
PERA	50102010	54,367,500.00	3,525,028.40	10,447,747.94	43,919,752.06	
Representation Allowance (RA)	50102020	13,064,000.00	976,500.00	2,927,000.00	10,137,000.00	
Transportation Allowance (TA)	50102030	12,096,000.00	852,500.00	2,566,000.00	9,530,000.00	
Clothing/Uniform Allowance	50102040	10,250,000.00	35,000.00	3,775,000.00	6,475,000.00	
Health Workers Benefits	50102060	360,000.00	18,400.00	37,550.00	322,450.00	
Productivity Incentive Benefits	50102080	6,000,000.00	115,500.00	4,639,500.00	1,360,500.00	
Honoraria	50102100	1,200,000.00	13,000.00	35,750.00	1,164,250.00	
Longevity Pay	50102120	64,000,000.00	26,655,691.71	26,655,691.71	37,344,308.29	
Overtime Services	50102130	27,000,000.00	2,073,400.47	7,287,864.61	19,712,135.39	
Year-End Bonus	50102140	71,800,000.00			71,800,000.00	
Year-End Bonus Increase	50102140-02	8,600,000.00			8,600,000.00	
Cash Gift	50102150	10,250,000.00			10,250,000.00	
Other Bonuses and Allowances	50102990	188,250,000.00	103,825.80	311,064.51	187,938,935.49	
Provident Fund Contributions (SEF)	50103050	18,400,000.00	1,399,092.68	3,805,494.12	14,594,505.88	
Retirement Benefits - Civilians	50104020	5,347,000.00			5,347,000.00	
Terminal Leave	50104030	7,200,000.00	236,618.59	236,618.59	6,963,381.41	
Other Personnel Benefits	50104990	669,298,874.99	60,542,876.96	96,029,874.43	573,269,000.56	
<b>Total Personal Services</b>		<b>2,370,458,997.45</b>	<b>174,594,788.13</b>	<b>389,912,462.90</b>	<b>1,980,546,534.55</b>	

Allotment Class / Object of Expenditure  (1)	Code	Allotment Received  (2)	Obligations Incurred		Unobligated Balance of Allotment  (5) = (2) - (4)	REMARKS  (6)
			This Report  (3)	To Date  (4)		
<b>Personal Services</b>						
GSIS Contribution	50103010	127,633,000.00	9,135,869.13	25,008,511.42	102,624,488.58	
GSIS (RLIP)	50103010-02	13,728,000.00	989,463.96	2,784,273.00	10,943,727.00	
Pag-Ibig Contribution	50103020	3,568,000.00	175,600.00	534,000.00	3,034,000.00	
PhilHealth Contribution	50103030	6,718,000.00	481,162.50	1,498,000.00	5,220,000.00	
ECC Contribution	50103040	3,568,000.00	176,000.00	533,200.00	3,034,800.00	
<b>Total Personal Services</b>		<b>155,215,000.00</b>	<b>10,958,095.59</b>	<b>30,357,984.42</b>	<b>124,857,015.58</b>	
<b>Total Personal Services</b>		<b>2,525,673,997.45</b>	<b>185,552,883.72</b>	<b>420,270,447.32</b>	<b>2,105,403,550.13</b>	
<b>Maintenance and Other Operating Expenses</b>						
Travelling Expenses - Local	50201010	138,995,641.79	4,564,007.26	30,484,991.11	108,510,650.68	
Travelling Expenses - Foreign	50201020	30,427,373.51	4,513,456.60	8,713,432.42	21,713,941.09	
Training Expenses	50202010	7,489,149.55	257,149.55	334,149.55	7,155,000.00	
Office/IT Supplies Expenses	50203010	32,801,580.89	1,443,476.35	4,804,085.63	27,997,495.26	
Accountable Forms Expenses	50203020	1,266,960.00	3,600.00	3,960.00	1,263,000.00	
Medical,Dental & Lab. Supplies Expenses	50203080	1,396,000.00	42,680.50	42,680.50	1,353,319.50	
Fuel, Oil & Lubricants Expenses	50203090	4,129,000.00	134,561.68	320,616.39	3,808,383.61	
Military, Police & Traffic Supplies Exp.	50203120	1,000,000.00			1,000,000.00	
Semi-Expendable Office Equipment	50203210-02	1,505,000.00	5,699.20	5,699.20	1,499,300.80	
Semi-Expendable ICT Equipment	50203210-03	1,500,000.00			1,500,000.00	
Semi-Expendable Communication Equipment	50203210-07	500,000.00	5,000.00	5,000.00	495,000.00	
Semi-Expendable Disaster Response & Resc	50203210-08	500,000.00			500,000.00	
Semi-Expendable Military,Police & Securi	50203210-09	500,000.00			500,000.00	
Semi-Expendable Medical Equipment	50203210-10	500,000.00			500,000.00	
Semi-Expendable Printing Equipment	50203210-11	500,000.00			500,000.00	
Semi-Expendable Sports Equipment	50203210-12	500,000.00			500,000.00	
Semi-Expendable Other Machinery & Equipm	50203210-99	3,117,000.00	3,000.00	5,901.30	3,111,098.70	
Semi-Expendable Furniture & Fixture	50203220-01	1,500,000.00	7,500.00	7,500.00	1,492,500.00	
Semi-Expendable Books	50203220-02	1,500,000.00	22,075.20	22,075.20	1,477,924.80	
Other Supplies Expenses	50203990	16,642,674.27	91,602.93	412,112.26	16,230,562.01	
Water Expenses	50204010	9,638,692.00	521,282.56	1,601,168.87	8,037,523.13	
Electricity Expenses	50204020	43,667,461.00	2,754,893.47	6,248,091.81	37,419,369.19	
Postage & Deliveries Expenses	50205010	597,544.00	18,578.00	47,694.00	549,850.00	
Telephone and Mobile Expense	50205020	33,437,831.32	1,111,835.82	3,484,598.45	29,953,232.87	
Internet Expenses	50205030	9,539,840.88	273,008.59	950,260.78	8,589,580.10	
Cable, Radio, Sattelite Expenses	50205040	2,500,000.00		65,070.00	2,434,930.00	
Extraordinary and Miscellaneous Expenses	50210030	299,057,247.08	20,023,995.65	62,644,235.79	236,413,011.29	
Legal Services	50211010	344,200.00	16,000.00	20,200.00	324,000.00	

Allotment Class / Object of Expenditure  (1)	Code	Allotment Received  (2)	Obligations Incurred		Unobligated Balance of Allotment  (5) = (2) - (4)	REMARKS  (6)
			This Report  (3)	To Date  (4)		
Auditing Expenses	50211020	2,800,000.00	261,193.14	475,722.26	2,324,277.74	
Consultancy Services	50211030	157,553,340.72	10,813,049.94	29,911,416.52	127,641,924.20	
Other Professional Services	50211990	10,196,379.64	1,380,068.50	3,899,155.50	6,297,224.14	
Environment/Sanitary Services	50212010	425,000.00		116,400.00	308,600.00	
Janitorial Services	50212020	26,525,000.00	2,473,288.28	7,287,623.71	19,237,376.29	
Security Services	50212030	5,250,000.00	334,560.96	669,121.92	4,580,878.08	
Repair & Maint. - Office Bldgs.	50213040-01	1,000,000.00			1,000,000.00	
Repair & Maint. - Other Structure	50213040-99	500,000.00			500,000.00	
Repair & Maint. - Office Equip.	50213050-02	1,000,000.00			1,000,000.00	
Repair & Maint. - IT Equipment	50213050-03	1,000,000.00			1,000,000.00	
Repair & Maint. - Communication Eqpt.	50213050-07	500,000.00			500,000.00	
Repair & Maint.-Fire Equipment	50213050-09	500,000.00			500,000.00	
Repair & Maint. - Medical, Dental, etc.	50213050-11	500,000.00			500,000.00	
Repair & Maint. - Motor Vehicle	50213060-01	1,850,094.10	169,664.74	173,197.04	1,676,897.06	
Repair & Maint. - Furn. & Fixtures	50213070	500,000.00			500,000.00	
Repair & Maint. - Other Property, etc.	50213990	2,807,970.00	22,970.00	270,430.00	2,537,540.00	
Taxes, Duties and Licenses	50215010	516,000.00			516,000.00	
Fidelity Bond Premium	50215020	511,250.00	11,250.00	64,575.00	446,675.00	
Insurance Premiums	50215030	2,000,000.00	12,301.64	29,132.22	1,970,867.78	
Advertisement Expenses	50299010	1,656,000.00	20,563.20	20,563.20	1,635,436.80	
Printing & Binding Expenses	50299020	3,444,000.00			3,444,000.00	
Representation Expenses	50299030	91,397,229.94	7,544,898.08	18,773,652.36	72,623,577.58	
Transportation & Delivery Expenses	50299040	782,000.00			782,000.00	
Rent Expenses	50299050	223,582,644.67	39,168,008.99	79,778,210.74	143,804,433.93	
Membership Dues & Contribution to Orgns	50299060	1,947,000.00		853,547.72	1,093,452.28	
Subscription Expenses	50299070	13,094,018.56	-31,848.98	2,259,458.82	10,834,559.74	
Other Maintenance and Other Operating Ex	50299990	410,222,878.63	35,595,263.89	114,654,723.63	295,568,155.00	
<b>Total Maintenance and Other Operating Expenses</b>		<b>1,607,114,002.55</b>	<b>133,588,635.74</b>	<b>379,460,453.90</b>	<b>1,227,653,548.65</b>	
<b>Capital Outlays</b>						
Other Structure	10604990	3,500,000.00			3,500,000.00	
Office Equipment	10605020	6,760,000.00	26,483.60	26,483.60	6,733,516.40	
IT Equipment	10605030	17,394,000.00	772,160.96	772,160.96	16,621,839.04	
Communication Equipment	10605070	1,500,000.00			1,500,000.00	
Firefighting Equipment & Accessories	10605090-01	1,500,000.00			1,500,000.00	
Military, Police & Security Equipment	10605100	3,500,000.00			3,500,000.00	
Medical, Dental & Laboratory Equipment	10605110	1,500,000.00			1,500,000.00	

Allotment Class / Object of Expenditure (1)	Code	Allotment Received (2)	Obligations Incurred		Unobligated Balance of Allotment (5) = (2) - (4)	REMARKS (6)
			This Report (3)	To Date (4)		
Printing Equipment	10605120	500,000.00			500,000.00	
Sports Equipment	10605130	500,000.00			500,000.00	
Motor Vehicles	10606010	4,800,000.00			4,800,000.00	
Furniture & Fixture Equipment	10607010	2,500,000.00		38,275.52	2,461,724.48	
Library Books	10607020	1,100,000.00			1,100,000.00	
Other Property, etc.	10698990	85,113,000.00	21,500.00	21,500.00	85,091,500.00	
Computer Software	10801020	500,000.00			500,000.00	
<b>Total Capital Outlays</b>		<b>130,667,000.00</b>	<b>820,144.56</b>	<b>858,420.08</b>	<b>129,808,579.92</b>	
<b>Total Current Operating Expenditures</b>		<b>4,263,455,000.00</b>	<b>319,961,664.02</b>	<b>800,589,321.30</b>	<b>3,462,865,678.70</b>	
<b>TOTAL CURRENT OPERATING EXPENDITURES</b>		<b>4,263,455,000.00</b>	<b>319,961,664.02</b>	<b>800,589,321.30</b>	<b>3,462,865,678.70</b>	
<b>CONTINUING APPROPRIATIONS</b>						
<b>REGULAR</b>						
<b>Maintenance and Other Operating Expenses</b>						
Travelling Expenses - Local	50201010	114,289,568.46	7,803,750.00	7,803,750.00	106,485,818.46	
Travelling Expenses - Foreign	50201020	14,516,203.41	310,123.35	310,123.35	14,206,080.06	
Training Expenses	50202010	1,880,130.00			1,880,130.00	
Office/IT Supplies Expenses	50203010	6,935,407.13			6,935,407.13	
Accountable Forms Expenses	50203020	6,000.00			6,000.00	
Semi-Expendable Machinery	50203210-01	50,000.00			50,000.00	
Semi-Expendable Office Equipment	50203210-02	96,270.00			96,270.00	
Semi-Expendable ICT Equipment	50203210-03	92,866.00			92,866.00	
Semi-Expendable Communication Equipment	50203210-07	50,000.00			50,000.00	
Semi-Expendable Printing Equipment	50203210-11	50,000.00			50,000.00	
Semi-Expendable Other Machinery & Equipm	50203210-99	51,000.25			51,000.25	
Semi-Expendable Furniture & Fixture	50203220-01	50,000.00			50,000.00	
Other Supplies Expenses	50203990	3,896,721.52			3,896,721.52	
Water Expenses	50204010	3,631,976.33			3,631,976.33	
Electricity Expenses	50204020	11,516,580.19			11,516,580.19	
Postage & Deliveries Expenses	50205010	37,000.00			37,000.00	
Telephone and Mobile Expense	50205020	9,958,509.67	84,385.84	84,385.84	9,874,123.83	
Internet Expenses	50205030	2,803,129.15	112,883.40	112,883.40	2,690,245.75	
Extraordinary and Miscellaneous Expenses	50210030	31,349,237.86	150,000.00	150,000.00	31,199,237.86	
Legal Services	50211010	65,000.00			65,000.00	
Consultancy Services	50211030	120,426,398.24	7,513,281.95	7,513,281.95	112,913,116.29	
Other Professional Services	50211990	19,870,410.16	928,000.00	928,000.00	18,942,410.16	







Allotment Class / Object of Expenditure  (1)	Code	Allotment Received  (2)	Obligations Incurred		Unobligated Balance of Allotment  (5) = (2) - (4)	REMARKS  (6)
			This Report  (3)	To Date  (4)		
Janitorial Services	50212020	11,080,117.29			11,080,117.29	
Repair & Maint. - Office Equip.	50213050-02	160,000.00			160,000.00	
Repair & Maint. - IT Equipment	50213050-03	220,000.00			220,000.00	
Repair & Maint. - Motor Vehicle	50213060-01	460,000.00			460,000.00	
Repair & Maint. - Other Property, etc.	50213990	1,500.00			1,500.00	
Fidelity Bond Premium	50215020	22,500.00	22,500.00	22,500.00		
Printing & Binding Expenses	50299020	30,000.00			30,000.00	
Representation Expenses	50299030	24,014,017.11	65,000.00	65,000.00	23,949,017.11	
Rent Expenses	50299050	31,482,404.25	124,365.11	124,365.11	31,358,039.14	
Subscription Expenses	50299070	2,881,819.03	10,000.00	10,000.00	2,871,819.03	
Other Maintenance and Other Operating Ex	50299990	131,572,306.55	7,860,000.00	7,860,000.00	123,712,306.55	
<b>Total Maintenance and Other Operating Expenses</b>		<b>543,547,072.60</b>	<b>24,984,289.65</b>	<b>24,984,289.65</b>	<b>518,562,782.95</b>	
<b>Capital Outlays</b>						
Office Buildings	10604010	12,550,000.00			12,550,000.00	
Office Equipment	10605020	7,492,116.76			7,492,116.76	
IT Equipment	10605030	5,707,726.68			5,707,726.68	
Communication Equipment	10605070	782,103.00			782,103.00	
Firefighting Equipment & Accessories	10605090-01	1,500,000.00			1,500,000.00	
Military, Police & Security Equipment	10605100	1,800,000.00			1,800,000.00	
Medical, Dental & Laboratory Equipment	10605110	800,000.00			800,000.00	
Printing Equipment	10605120	500,000.00			500,000.00	
Sports Equipment	10605130	500,000.00			500,000.00	
Motor Vehicles	10606010	6,312,000.00			6,312,000.00	
Furniture & Fixture Equipment	10607010	3,277,688.96			3,277,688.96	
Library Books	10607020	2,500,000.00			2,500,000.00	
Other Property, etc.	10698990	5,150,782.36			5,150,782.36	
Computer Software	10801020	2,800,000.00			2,800,000.00	
<b>Total Capital Outlays</b>		<b>51,672,417.76</b>			<b>51,672,417.76</b>	
<b>Total Continuing Appropriations Regular</b>		<b>595,219,490.36</b>	<b>24,984,289.65</b>	<b>24,984,289.65</b>	<b>570,235,200.71</b>	
<b>TOTAL CONTINUING APPROPRIATIONS</b>		<b>595,219,490.36</b>	<b>24,984,289.65</b>	<b>24,984,289.65</b>	<b>570,235,200.71</b>	
<b>TOTAL PROPER AND SECRETARIAT</b>		<b>4,858,674,490.36</b>	<b>344,945,953.67</b>	<b>825,573,610.95</b>	<b>4,033,100,879.41</b>	
<b>PROGRAM B - LOCALLY FUNDED PROJECTS</b>						
Technical, Studies on the Economy, Taxation, Energy, Environment, Banking, Agriculture, Transportation						
<b>CURRENT OPERATING EXPENDITURES</b>						

Allotment Class / Object of Expenditure (1)	Code	Allotment Received (2)	Obligations Incurred		Unobligated Balance of Allotment (5) = (2) - (4)	REMARKS (6)
			This Report (3)	To Date (4)		
Maintenance and Other Operating Expenses Research, Exploration & Dev Exp.	50207020	69,356,000.00			69,356,000.00	
<i>Total Maintenance and Other Operating Expenses</i>		69,356,000.00			69,356,000.00	
<i>Total Current Operating Expenditures</i>		69,356,000.00			69,356,000.00	
<b>TOTAL LOCALLY-FUNDED PROJECTS</b>		69,356,000.00			69,356,000.00	
<b>CONTINUING APPROPRIATIONS REGULAR</b>						
Maintenance and Other Operating Expenses Research, Exploration & Dev Exp.	50207020	69,356,000.00			69,356,000.00	
<i>Total Maintenance and Other Operating Expenses</i>		69,356,000.00			69,356,000.00	
<i>Total Continuing Appropriations Regular</i>		69,356,000.00			69,356,000.00	
<b>TOTAL CONTINUING APPROPRIATIONS</b>		69,356,000.00			69,356,000.00	
<b>TOTAL PROGRAM B</b>		138,712,000.00			138,712,000.00	
<b>GRAND TOTAL</b>		4,997,386,490.36	344,945,953.67	825,573,610.95	4,171,812,879.41	

Certified Correct:

Submitted By:

  
**RENATO B. CHUA**  
 Chief, Legislative Budget Service  


  
**ATTY. LUTGARDO B. BARBO**  
 Senate Secretary  


## STATEMENT OF ALLOTMENT, OBLIGATIONS AND BALANCES

As of April 30, 2017

(Summary by Source)

DEPARTMENT

Agency:

SENATE

Fund:

General

Allotment Class / Object of Expenditure  (1)	Code	Allotment Received  (2)	Obligations Incurred		Unobligated Balance of Allotment  (5) = (2) - (4)	REMARKS  (6)
			This Report  (3)	To Date  (4)		
<b>PROGRAM A1 &amp; A2</b>						
<b>SECRETARIAT AND LEGISLATIVE PROPER SERVICES</b>						
<b>CURRENT OPERATING EXPENDITURES</b>						
<b>Personal Services</b>						
Salaries - Itemized Position	50101010	951,780,248.17	63,914,629.92	256,138,514.83	695,641,733.34	
Salary Increase	50101010-02	100,000,000.00	8,187,247.00	32,270,755.03	67,729,244.97	
Salaries & Wages - Unfilled Position	50101010-A	80,375,000.00			80,375,000.00	
Casual Wages	50101020-01	47,500,000.00	3,491,795.81	14,255,552.07	33,244,447.93	
Contractual Wages	50101020-02	15,000,000.00		3,260,391.00	11,739,609.00	
Casual Increase	50101020-12	2,500,000.00	145,391.00	593,047.79	1,906,952.21	
Contractual Increase	50101020-22	2,000,000.00	1,188,995.00	1,567,105.00	432,895.00	
PERA	50102010	54,218,000.00	3,487,000.00	13,934,747.94	40,283,252.06	
Representation Allowance (RA)	50102020	13,064,000.00	947,500.00	3,874,500.00	9,189,500.00	
Transportation Allowance (TA)	50102030	12,096,000.00	823,500.00	3,389,500.00	8,706,500.00	
Clothing/Uniform Allowance	50102040	10,250,000.00	90,000.00	3,865,000.00	6,385,000.00	
Health Workers Benefits	50102060	360,000.00		37,550.00	322,450.00	
Productivity Incentive Benefits	50102080	6,000,000.00	1,500.00	4,641,000.00	1,359,000.00	
Honoraria	50102100	1,200,000.00	14,875.00	50,625.00	1,149,375.00	
Longevity Pay	50102120	64,000,000.00	38,088.50	26,693,780.21	37,306,219.79	
Overtime Services	50102130	27,000,000.00	1,403,332.33	8,691,196.94	18,308,803.06	
Year-End Bonus	50102140	71,800,000.00			71,800,000.00	
Year-End Bonus Increase	50102140-02	8,600,000.00			8,600,000.00	
Cash Gift	50102150	10,250,000.00			10,250,000.00	
Other Bonuses and Allowances	50102990	188,250,000.00	103,400.00	414,464.51	187,835,535.49	
Provident Fund Contributions (SEF)	50103050	18,400,000.00	1,413,547.14	5,219,041.26	13,180,958.74	
Retirement Benefits - Civilians	50104020	5,347,000.00			5,347,000.00	
Terminal Leave	50104030	7,200,000.00	3,445,459.37	3,682,077.96	3,517,922.04	
Other Personnel Benefits	50104990	669,265,833.32	70,815,558.21	166,845,432.64	502,420,400.68	
<b>Total Personal Services</b>		<b>2,366,456,081.49</b>	<b>159,511,819.28</b>	<b>549,424,282.18</b>	<b>1,817,031,799.31</b>	

Allotment Class / Object of Expenditure  (1)	Code	Allotment Received  (2)	Obligations Incurred		Unobligated Balance of Allotment  (5) = (2) - (4)	REMARKS  (6)
			This Report  (3)	To Date  (4)		
<b>Personal Services</b>						
GSIS Contribution	50103010	127,633,000.00	8,086,181.53	33,094,692.95	94,538,307.05	
GSIS (RLIP)	50103010-02	13,728,000.00	986,920.32	3,771,193.32	9,956,806.68	
Pag-Ibig Contribution	50103020	3,568,000.00	173,400.00	707,400.00	2,860,600.00	
PhilHealth Contribution	50103030	6,718,000.00	481,212.50	1,979,212.50	4,738,787.50	
ECC Contribution	50103040	3,568,000.00	173,300.00	706,500.00	2,861,500.00	
<b>Total Personal Services</b>		<b>155,215,000.00</b>	<b>9,901,014.35</b>	<b>40,258,998.77</b>	<b>114,956,001.23</b>	
<b>Total Personal Services</b>		<b>2,521,671,081.49</b>	<b>169,412,833.63</b>	<b>589,683,280.95</b>	<b>1,931,987,800.54</b>	
<b>Maintenance and Other Operating Expenses</b>						
Travelling Expenses - Local	50201010	135,625,054.81	4,805,865.96	35,290,857.07	100,334,197.74	
Travelling Expenses - Foreign	50201020	30,467,786.68	2,163,401.34	10,876,833.76	19,590,952.92	
Training Expenses	50202010	7,545,170.95	92,771.40	426,920.95	7,118,250.00	
Office/IT Supplies Expenses	50203010	33,202,580.38	3,036,709.12	7,840,794.75	25,361,785.63	
Accountable Forms Expenses	50203020	1,267,320.00	462,860.00	466,820.00	800,500.00	
Medical,Dental & Lab. Supplies Expenses	50203080	1,396,000.00	31,867.57	74,548.07	1,321,451.93	
Fuel, Oil & Lubricants Expenses	50203090	4,137,000.00	191,247.42	511,863.81	3,625,136.19	
Military, Police & Traffic Supplies Exp.	50203120	1,000,000.00			1,000,000.00	
Semi-Expendable Office Equipment	50203210-02	1,505,000.00	5,000.00	10,699.20	1,494,300.80	
Semi-Expendable ICT Equipment	50203210-03	1,505,300.00	7,250.00	7,250.00	1,498,050.00	
Semi-Expendable Communication Equipment	50203210-07	500,000.00		5,000.00	495,000.00	
Semi-Expendable Disaster Response & Resc	50203210-08	500,000.00			500,000.00	
Semi-Expendable Military,Police & Securi	50203210-09	500,000.00			500,000.00	
Semi-Expendable Medical Equipment	50203210-10	500,000.00			500,000.00	
Semi-Expendable Printing Equipment	50203210-11	500,000.00			500,000.00	
Semi-Expendable Sports Equipment	50203210-12	500,000.00			500,000.00	
Semi-Expendable Other Machinery & Equipm	50203210-99	3,117,000.00		5,901.30	3,111,098.70	
Semi-Expendable Furniture & Fixture	50203220-01	1,500,000.00		7,500.00	1,492,500.00	
Semi-Expendable Books	50203220-02	1,500,000.00	123,502.00	145,577.20	1,354,422.80	
Other Supplies Expenses	50203990	16,323,733.58	447,216.44	859,328.70	15,464,404.88	
Water Expenses	50204010	9,579,916.00	1,789.35	1,602,958.22	7,976,957.78	
Electricity Expenses	50204020	43,310,820.00	5,532.68	6,253,624.49	37,057,195.51	
Postage & Deliveries Expenses	50205010	618,355.00	1,811.00	49,505.00	568,850.00	
Telephone and Mobile Expense	50205020	32,629,424.20	954,074.42	4,438,672.87	28,190,751.33	
Internet Expenses	50205030	9,497,787.85	141,164.24	1,091,425.02	8,406,362.83	
Cable, Radio, Sattelite Expenses	50205040	2,500,000.00		65,070.00	2,434,930.00	
Extraordinary and Miscellaneous Expenses	50210030	296,736,560.44	19,420,222.08	82,064,457.87	214,672,102.57	
Legal Services	50211010	360,600.00	8,400.00	28,600.00	332,000.00	

Allotment Class / Object of Expenditure  (1)	Code	Allotment Received  (2)	Obligations Incurred		Unobligated Balance of Allotment  (5) = (2) - (4)	REMARKS  (6)
			This Report  (3)	To Date  (4)		
Auditing Expenses	50211020	2,800,000.00	22,889.74	498,612.00	2,301,388.00	
Consultancy Services	50211030	160,624,312.30	5,691,199.67	35,602,616.19	125,021,696.11	
Other Professional Services	50211990	12,668,939.52	516,300.00	4,415,455.50	8,253,484.02	
Environment/Sanitary Services	50212010	425,000.00		116,400.00	308,600.00	
Janitorial Services	50212020	26,525,000.00		7,287,623.71	19,237,376.29	
Security Services	50212030	5,250,000.00	334,560.96	1,003,682.88	4,246,317.12	
Repair & Maint. - Office Bldgs.	50213040-01	1,000,000.00			1,000,000.00	
Repair & Maint. - Other Structure	50213040-99	500,000.00			500,000.00	
Repair & Maint. - Office Equip.	50213050-02	1,000,000.00			1,000,000.00	
Repair & Maint. - IT Equipment	50213050-03	1,000,000.00	2,990.00	2,990.00	997,010.00	
Repair & Maint. - Communication Eqpt.	50213050-07	500,000.00			500,000.00	
Repair & Maint.-Fire Equipment	50213050-09	500,000.00			500,000.00	
Repair & Maint. - Medical, Dental, etc.	50213050-11	500,000.00			500,000.00	
Repair & Maint. - Motor Vehicle	50213060-01	1,850,094.10	50,127.26	223,324.30	1,626,769.80	
Repair & Maint. - Furn. & Fixtures	50213070	500,000.00			500,000.00	
Repair & Maint. - Other Property, etc.	50213990	2,842,970.00	14,752.50	285,182.50	2,557,787.50	
Taxes, Duties and Licenses	50215010	516,000.00			516,000.00	
Fidelity Bond Premium	50215020	556,250.00	110,250.00	174,825.00	381,425.00	
Insurance Premiums	50215030	2,000,000.00	6,718.91	35,851.13	1,964,148.87	
Advertisement Expenses	50299010	1,656,000.00		20,563.20	1,635,436.80	
Printing & Binding Expenses	50299020	3,445,000.00			3,445,000.00	
Representation Expenses	50299030	93,153,388.48	6,369,908.84	25,143,561.20	68,009,827.28	
Transportation & Delivery Expenses	50299040	782,000.00			782,000.00	
Rent Expenses	50299050	219,873,119.36	675,881.47	80,454,092.21	139,419,027.15	
Membership Dues & Contribution to Orgns	50299060	1,947,000.00		853,547.72	1,093,452.28	
Subscription Expenses	50299070	12,289,656.82	143,992.33	2,403,451.15	9,886,205.67	
Other Maintenance and Other Operating Ex	50299990	418,086,778.04	29,458,578.00	144,113,301.63	273,973,476.41	
<b>Total Maintenance and Other Operating Expenses</b>		<b>1,611,116,918.51</b>	<b>75,298,834.70</b>	<b>454,759,288.60</b>	<b>1,156,357,629.91</b>	
<b>Capital Outlays</b>						
Other Structure	10604990	3,500,000.00			3,500,000.00	
Office Equipment	10605020	6,760,000.00	18,800.00	45,283.60	6,714,716.40	
IT Equipment	10605030	17,394,000.00		772,160.96	16,621,839.04	
Communication Equipment	10605070	1,500,000.00			1,500,000.00	
Firefighting Equipment & Accessories	10605090-01	1,500,000.00			1,500,000.00	
Military, Police & Security Equipment	10605100	3,500,000.00			3,500,000.00	
Medical, Dental & Laboratory Equipment	10605110	1,500,000.00			1,500,000.00	

Allotment Class / Object of Expenditure  (1)	Code	Allotment Received  (2)	Obligations Incurred		Unobligated Balance of Allotment  (5) = (2) - (4)	REMARKS  (6)
			This Report  (3)	To Date  (4)		
Printing Equipment	10605120	500,000.00			500,000.00	
Sports Equipment	10605130	500,000.00			500,000.00	
Motor Vehcles	10606010	4,800,000.00			4,800,000.00	
Furniture & Fixture Equipment	10607010	2,500,000.00		38,275.52	2,461,724.48	
Library Books	10607020	1,100,000.00			1,100,000.00	
Other Property, etc.	10698990	85,113,000.00	14,995.00	36,495.00	85,076,505.00	
Computer Software	10801020	500,000.00			500,000.00	
<b>Total Capital Outlays</b>		<b>130,667,000.00</b>	<b>33,795.00</b>	<b>892,215.08</b>	<b>129,774,784.92</b>	
<b>Total Current Operating Expenditures</b>		<b>4,263,455,000.00</b>	<b>244,745,463.33</b>	<b>1,045,334,784.63</b>	<b>3,218,120,215.37</b>	
<b>TOTAL CURRENT OPERATING EXPENDITURES</b>		<b>4,263,455,000.00</b>	<b>244,745,463.33</b>	<b>1,045,334,784.63</b>	<b>3,218,120,215.37</b>	
<b>CONTINUING APPROPRIATIONS</b>						
<b>REGULAR</b>						
<b>Maintenance and Other Operating Expenses</b>						
Travelling Expenses - Local	50201010	114,416,574.46	8,121,875.00	15,925,625.00	98,490,949.46	
Travelling Expenses - Foreign	50201020	14,336,682.41	678,702.14	988,825.49	13,347,856.92	
Training Expenses	50202010	1,880,130.00			1,880,130.00	
Office/IT Supplies Expenses	50203010	6,751,058.13	85,742.68	85,742.68	6,665,315.45	
Accountable Forms Expenses	50203020	6,000.00			6,000.00	
Semi-Expendable Machinery	50203210-01	50,000.00			50,000.00	
Semi-Expendable Office Equipment	50203210-02	96,270.00			96,270.00	
Semi-Expendable ICT Equipment	50203210-03	92,866.00			92,866.00	
Semi-Expendable Communication Equipment	50203210-07	50,000.00			50,000.00	
Semi-Expendable Printing Equipment	50203210-11	50,000.00			50,000.00	
Semi-Expendable Other Machinery & Equipm	50203210-99	51,000.25			51,000.25	
Semi-Expendable Furniture & Fixture	50203220-01	50,000.00			50,000.00	
Other Supplies Expenses	50203990	3,857,504.52	8,839.13	8,839.13	3,848,665.39	
Water Expenses	50204010	3,630,280.33			3,630,280.33	
Electricity Expenses	50204020	11,511,303.19			11,511,303.19	
Postage & Deliveries Expenses	50205010	37,000.00			37,000.00	
Telephone and Mobile Expense	50205020	9,820,866.23	73,786.66	158,172.50	9,662,693.73	
Internet Expenses	50205030	2,787,029.71	50,588.30	163,471.70	2,623,558.01	
Extraordinary and Miscellaneous Expenses	50210030	31,340,513.26		150,000.00	31,190,513.26	
Legal Services	50211010	65,000.00			65,000.00	
Consultancy Services	50211030	119,782,196.30	5,123,748.87	12,637,030.82	107,145,165.48	
Other Professional Services	50211990	19,864,378.16	569,050.00	1,497,050.00	18,367,328.16	

Allotment Class / Object of Expenditure  (1)	Code	Allotment Received  (2)	Obligations Incurred		Unobligated Balance of Allotment  (5) = (2) - (4)	REMARKS  (6)
			This Report  (3)	To Date  (4)		
Janitorial Services	50212020	11,080,117.29	2,473,288.28	2,473,288.28	8,606,829.01	
Repair & Maint. - Office Equip.	50213050-02	160,000.00			160,000.00	
Repair & Maint. - IT Equipment	50213050-03	220,000.00			220,000.00	
Repair & Maint. - Motor Vehicle	50213060-01	460,000.00	80,000.00	80,000.00	380,000.00	
Repair & Maint. - Other Property, etc.	50213990	1,500.00			1,500.00	
Fidelity Bond Premium	50215020	22,500.00		22,500.00		
Printing & Binding Expenses	50299020	30,000.00			30,000.00	
Representation Expenses	50299030	25,108,439.85	1,535,824.00	1,600,824.00	23,507,615.85	
Rent Expenses	50299050	31,281,417.25	115,093.47	239,458.58	31,041,958.67	
Subscription Expenses	50299070	2,846,956.61	10,000.00	20,000.00	2,826,956.61	
Other Maintenance and Other Operating Ex	50299990	131,709,488.65	9,384,946.75	17,244,946.75	114,464,541.90	
<b>Total Maintenance and Other Operating Expenses</b>		<b>543,447,072.60</b>	<b>28,311,485.28</b>	<b>53,295,774.93</b>	<b>490,151,297.67</b>	
<b>Capital Outlays</b>						
Office Buildings	10604010	12,550,000.00			12,550,000.00	
Office Equipment	10605020	7,442,116.76			7,442,116.76	
IT Equipment	10605030	5,757,726.68			5,757,726.68	
Communication Equipment	10605070	782,103.00			782,103.00	
Firefighting Equipment & Accessories	10605090-01	1,500,000.00			1,500,000.00	
Military, Police & Security Equipment	10605100	1,800,000.00			1,800,000.00	
Medical, Dental & Laboratory Equipment	10605110	800,000.00			800,000.00	
Printing Equipment	10605120	500,000.00			500,000.00	
Sports Equipment	10605130	500,000.00			500,000.00	
Motor Vehicles	10606010	6,312,000.00			6,312,000.00	
Furniture & Fixture Equipment	10607010	3,277,688.96			3,277,688.96	
Library Books	10607020	2,500,000.00			2,500,000.00	
Other Property, etc.	10698990	5,250,782.36			5,250,782.36	
Computer Software	10801020	2,800,000.00			2,800,000.00	
<b>Total Capital Outlays</b>		<b>51,772,417.76</b>			<b>51,772,417.76</b>	
<b>Total Continuing Appropriations Regular</b>		<b>595,219,490.36</b>	<b>28,311,485.28</b>	<b>53,295,774.93</b>	<b>541,923,715.43</b>	
<b>TOTAL CONTINUING APPROPRIATIONS</b>		<b>595,219,490.36</b>	<b>28,311,485.28</b>	<b>53,295,774.93</b>	<b>541,923,715.43</b>	
<b>TOTAL PROPER AND SECRETARIAT</b>		<b>4,858,674,490.36</b>	<b>273,056,948.61</b>	<b>1,098,630,559.56</b>	<b>3,760,043,930.80</b>	
<b>PROGRAM B - LOCALLY FUNDED PROJECTS</b>						
Technical, Studies on the Economy, Taxation, Energy, Environment, Banking, Agriculture, Transportation						
<b>CURRENT OPERATING EXPENDITURES</b>						

Allotment Class / Object of Expenditure  (1)	Code	Allotment Received  (2)	Obligations Incurred		Unobligated Balance of Allotment  (5) = (2) - (4)	REMARKS  (6)
			This Report  (3)	To Date  (4)		
Maintenance and Other Operating Expenses Research, Exploration & Dev Exp.	50207020	69,356,000.00			69,356,000.00	
<i>Total Maintenance and Other Operating Expenses</i>		69,356,000.00			69,356,000.00	
<i>Total Current Operating Expenditures</i>		69,356,000.00			69,356,000.00	
<b>TOTAL LOCALLY-FUNDED PROJECTS</b>		69,356,000.00			69,356,000.00	
CONTINUING APPROPRIATIONS REGULAR						
Maintenance and Other Operating Expenses Research, Exploration & Dev Exp.	50207020	69,356,000.00			69,356,000.00	
<i>Total Maintenance and Other Operating Expenses</i>		69,356,000.00			69,356,000.00	
<i>Total Continuing Appropriations Regular</i>		69,356,000.00			69,356,000.00	
<b>TOTAL CONTINUING APPROPRIATIONS</b>		69,356,000.00			69,356,000.00	
<b>TOTAL PROGRAM B</b>		138,712,000.00			138,712,000.00	
<b>GRAND TOTAL</b>		4,997,386,490.36	273,056,948.61	1,098,630,559.56	3,898,755,930.80	

Certified Correct:

Submitted By:

  
**RENATO B. CHUA**  
 Chief, Legislative Budget Service

  
**ATTY. LUTGARDO B. BARBO**  
 Senate Secretary



## STATEMENT OF ALLOTMENT, OBLIGATIONS AND BALANCES

As of May 31, 2017

(Summary by Source)

## DEPARTMENT

Agency: SENATE

Fund: General

Allotment Class / Object of Expenditure (1)	Code	Allotment Received (2)	Obligations Incurred		Unobligated Balance of Allotment (5) = (2) - (4)	REMARKS (6)
			This Report (3)	To Date (4)		
PROGRAM A1 & A2						
SECRETARIAT AND LEGISLATIVE PROPER SERVICES						
CURRENT OPERATING EXPENDITURES						
Personal Services						
Salaries - Itemized Position	50101010	947,959,873.88	63,504,857.78	319,643,372.61	628,316,501.27	
Salary Increase	50101010-02	100,000,000.00	8,147,897.66	40,418,652.69	59,581,347.31	
Salaries & Wages - Unfilled Position	50101010-A	80,375,000.00			80,375,000.00	
Casual Wages	50101020-01	47,500,000.00	3,496,623.74	17,752,175.81	29,747,824.19	
Contractual Wages	50101020-02	15,000,000.00	2,129,158.55	5,389,549.55	9,610,450.45	
Casual Increase	50101020-12	2,500,000.00	145,578.40	738,626.19	1,761,373.81	
Contractual Increase	50101020-22	2,000,000.00	-942,481.00	624,624.00	1,375,376.00	
PERA	50102010	54,068,500.00	3,463,190.21	17,397,938.15	36,670,561.85	
Representation Allowance (RA)	50102020	13,064,000.00	949,500.00	4,824,000.00	8,240,000.00	
Transportation Allowance (TA)	50102030	12,096,000.00	825,500.00	4,215,000.00	7,881,000.00	
Clothing/Uniform Allowance	50102040	10,250,000.00	1,471,400.00	5,336,400.00	4,913,600.00	
Health Workers Benefits	50102060	360,000.00	32,400.00	69,950.00	290,050.00	
Productivity Incentive Benefits	50102080		-4,641,000.00			
Honoraria	50102100	1,200,000.00	43,375.00	94,000.00	1,106,000.00	
Longevity Pay	50102120	64,000,000.00		26,693,780.21	37,306,219.79	
Overtime Services	50102130	27,000,000.00	1,828,528.94	10,519,725.88	16,480,274.12	
Year-End Bonus	50102140	71,800,000.00			71,800,000.00	
Year-End Bonus Increase	50102140-02	8,600,000.00			8,600,000.00	
Cash Gift	50102150	10,250,000.00			10,250,000.00	
Other Bonuses and Allowances	50102990	188,250,000.00	73,393,352.00	73,807,816.51	114,442,183.49	
Provident Fund Contributions (SEF)	50103050	18,400,000.00	1,283,861.28	6,502,902.54	11,897,097.46	
Retirement Benefits - Civilians	50104020	5,347,000.00			5,347,000.00	
Terminal Leave	50104030	7,200,000.00	1,533,454.68	5,215,532.64	1,984,467.36	
Other Personnel Benefits	50104990	675,232,791.65	15,605,338.30	182,450,770.94	492,782,020.71	
<b>Total Personal Services</b>		<b>2,362,453,165.53</b>	<b>172,270,535.54</b>	<b>721,694,817.72</b>	<b>1,640,758,347.81</b>	

Allotment Class / Object of Expenditure  (1)	Code	Allotment Received  (2)	Obligations Incurred		Unobligated Balance of Allotment  (5) = (2) - (4)	REMARKS  (6)
			This Report  (3)	To Date  (4)		
<b>Personal Services</b>						
GSIS Contribution	50103010	127,633,000.00	8,268,644.36	41,363,337.31	86,269,662.69	
GSIS (RLIP)	50103010-02	13,728,000.00	986,120.52	4,757,313.84	8,970,686.16	
Pag-Ibig Contribution	50103020	3,568,000.00	179,000.00	886,400.00	2,681,600.00	
PhilHealth Contribution	50103030	6,718,000.00	489,412.50	2,468,625.00	4,249,375.00	
ECC Contribution	50103040	3,568,000.00	180,900.00	887,400.00	2,680,600.00	
<b>Total Personal Services</b>		<b>155,215,000.00</b>	<b>10,104,077.38</b>	<b>50,363,076.15</b>	<b>104,851,923.85</b>	
<b>Total Personal Services</b>		<b>2,517,668,165.53</b>	<b>182,374,612.92</b>	<b>772,057,893.87</b>	<b>1,745,610,271.66</b>	
<b>Maintenance and Other Operating Expenses</b>						
Travelling Expenses - Local	50201010	131,518,234.76	4,245,289.71	39,536,146.78	91,982,087.98	
Travelling Expenses - Foreign	50201020	30,508,199.85	643,005.66	11,519,839.42	18,988,360.43	
Training Expenses	50202010	7,611,331.22	145,780.27	572,701.22	7,038,630.00	
Office/IT Supplies Expenses	50203010	33,101,086.77	2,790,328.80	10,631,123.55	22,469,963.22	
Accountable Forms Expenses	50203020	1,267,680.00	360.00	467,180.00	800,500.00	
Medical,Dental & Lab. Supplies Expenses	50203080	1,396,000.00	47,220.50	121,768.57	1,274,231.43	
Fuel, Oil & Lubricants Expenses	50203090	4,145,000.00	394,402.09	906,265.90	3,238,734.10	
Military, Police & Traffic Supplies Exp.	50203120	1,000,000.00			1,000,000.00	
Semi-Expendable Office Equipment	50203210-02	1,505,000.00	162,580.00	173,279.20	1,331,720.80	
Semi-Expendable ICT Equipment	50203210-03	1,514,515.00	178,293.40	185,543.40	1,328,971.60	
Semi-Expendable Communication Equipment	50203210-07	500,000.00	141,108.32	146,108.32	353,891.68	
Semi-Expendable Disaster Response & Resc	50203210-08	500,000.00			500,000.00	
Semi-Expendable Military,Police & Securi	50203210-09	500,000.00			500,000.00	
Semi-Expendable Medical Equipment	50203210-10	500,000.00			500,000.00	
Semi-Expendable Printing Equipment	50203210-11	500,000.00			500,000.00	
Semi-Expendable Sports Equipment	50203210-12	500,000.00			500,000.00	
Semi-Expendable Other Machinery & Equipm	50203210-99	3,117,000.00		5,901.30	3,111,098.70	
Semi-Expendable Furniture & Fixture	50203220-01	1,500,000.00		7,500.00	1,492,500.00	
Semi-Expendable Books	50203220-02	1,506,000.00	28,075.20	173,652.40	1,332,347.60	
Other Supplies Expenses	50203990	15,798,068.89	107,452.40	966,781.10	14,831,287.79	
Water Expenses	50204010	9,518,640.00	479,426.01	2,082,384.23	7,436,255.77	
Electricity Expenses	50204020	42,950,679.00		6,253,624.49	36,697,054.51	
Postage & Deliveries Expenses	50205010	642,699.00	7,185.00	56,690.00	586,009.00	
Telephone and Mobile Expense	50205020	31,863,503.38	1,549,685.14	5,988,358.01	25,875,145.37	
Internet Expenses	50205030	9,408,538.28	380,613.15	1,472,038.17	7,936,500.11	
Cable, Radio, Sattelite Expenses	50205040	2,500,000.00		65,070.00	2,434,930.00	
Extraordinary and Miscellaneous Expenses	50210030	294,354,418.00	25,221,543.96	107,286,001.83	187,068,416.17	
Legal Services	50211010	379,050.00	11,200.00	39,800.00	339,250.00	

Allotment Class / Object of Expenditure  (1)	Code	Allotment Received  (2)	Obligations Incurred		Unobligated Balance of Allotment  (5) = (2) - (4)	REMARKS  (6)
			This Report  (3)	To Date  (4)		
Auditing Expenses	50211020	2,800,000.00	33,214.95	531,826.95	2,268,173.05	
Consultancy Services	50211030	162,008,484.80	4,798,303.26	40,400,919.45	121,607,565.35	
Other Professional Services	50211990	15,141,499.40	1,437,737.00	5,853,192.50	9,288,306.90	
Environment/Sanitary Services	50212010	425,000.00		116,400.00	308,600.00	
Janitorial Services	50212020	26,525,000.00	2,708,789.76	9,996,413.47	16,528,586.53	
Security Services	50212030	5,250,000.00	334,560.96	1,338,243.84	3,911,756.16	
Repair & Maint. - Office Bldgs.	50213040-01	1,000,000.00			1,000,000.00	
Repair & Maint. - Other Structure	50213040-99	500,000.00			500,000.00	
Repair & Maint. - Office Equip.	50213050-02	1,000,000.00	31,360.00	31,360.00	968,640.00	
Repair & Maint. - IT Equipment	50213050-03	1,000,000.00		2,990.00	997,010.00	
Repair & Maint. - Communication Eqpt.	50213050-07	500,000.00			500,000.00	
Repair & Maint.-Fire Equipment	50213050-09	500,000.00			500,000.00	
Repair & Maint. - Medical, Dental, etc.	50213050-11	500,000.00			500,000.00	
Repair & Maint. - Motor Vehicle	50213060-01	1,850,094.10	48,383.00	271,707.30	1,578,386.80	
Repair & Maint. - Furn. & Fixtures	50213070	500,000.00			500,000.00	
Repair & Maint. - Other Property, etc.	50213990	2,862,970.00	159,720.00	444,902.50	2,418,067.50	
Taxes, Duties and Licenses	50215010	516,000.00	32,250.00	32,250.00	483,750.00	
Fidelity Bond Premium	50215020	631,250.00	75,000.00	249,825.00	381,425.00	
Insurance Premiums	50215030	2,000,000.00	567,902.97	603,754.10	1,396,245.90	
Advertisement Expenses	50299010	1,656,000.00		20,563.20	1,635,436.80	
Printing & Binding Expenses	50299020	3,446,000.00	38,047.50	38,047.50	3,407,952.50	
Representation Expenses	50299030	94,545,765.41	6,075,237.60	31,218,798.80	63,326,966.61	
Transportation & Delivery Expenses	50299040	782,000.00			782,000.00	
Rent Expenses	50299050	216,103,622.02	1,518,897.13	81,972,989.34	134,130,632.68	
Membership Dues & Contribution to Orgns	50299060	1,947,000.00		853,547.72	1,093,452.28	
Subscription Expenses	50299070	11,437,920.53	418,452.77	2,821,903.92	8,616,016.61	
Other Maintenance and Other Operating Ex	50299990	429,585,584.06	33,823,872.94	177,937,174.57	251,648,409.49	
<b>Total Maintenance and Other Operating Expenses</b>		<b>1,615,119,834.47</b>	<b>88,635,279.45</b>	<b>543,394,568.05</b>	<b>1,071,725,266.42</b>	
<b>Capital Outlays</b>						
Other Structure	10604990	3,500,000.00			3,500,000.00	
Office Equipment	10605020	6,620,000.00	16,200.00	61,483.60	6,558,516.40	
IT Equipment	10605030	17,334,000.00	-108,449.60	663,711.36	16,670,288.64	
Communication Equipment	10605070	1,500,000.00			1,500,000.00	
Firefighting Equipment & Accessories	10605090-01	1,500,000.00			1,500,000.00	
Military, Police & Security Equipment	10605100	3,500,000.00			3,500,000.00	
Medical, Dental & Laboratory Equipment	10605110	1,500,000.00			1,500,000.00	

Allotment Class / Object of Expenditure  (1)	Code	Allotment Received  (2)	Obligations Incurred		Unobligated Balance of Allotment  (5) = (2) - (4)	REMARKS  (6)
			This Report  (3)	To Date  (4)		
Printing Equipment	10605120	500,000.00			500,000.00	
Sports Equipment	10605130	500,000.00			500,000.00	
Motor Vechicles	10606010	4,800,000.00			4,800,000.00	
Furniture & Fixture Equipment	10607010	2,500,000.00		38,275.52	2,461,724.48	
Library Books	10607020	1,100,000.00	-22,075.20	-22,075.20	1,122,075.20	
Other Property, etc.	10698990	85,313,000.00	-14,995.00	21,500.00	85,291,500.00	
Computer Software	10801020	500,000.00			500,000.00	
<b>Total Capital Outlays</b>		<b>130,667,000.00</b>	<b>-129,319.80</b>	<b>762,895.28</b>	<b>129,904,104.72</b>	
<b>Total Current Operating Expenditures</b>		<b>4,263,455,000.00</b>	<b>270,880,572.57</b>	<b>1,316,215,357.20</b>	<b>2,947,239,642.80</b>	
<b>TOTAL CURRENT OPERATING EXPENDITURES</b>		<b>4,263,455,000.00</b>	<b>270,880,572.57</b>	<b>1,316,215,357.20</b>	<b>2,947,239,642.80</b>	
<b>CONTINUING APPROPRIATIONS</b>						
<b>REGULAR</b>						
<b>Maintenance and Other Operating Expenses</b>						
Travelling Expenses - Local	50201010	112,493,881.18	8,716,870.50	24,642,495.50	87,851,385.68	
Travelling Expenses - Foreign	50201020	15,336,682.41	2,422,870.67	3,411,696.16	11,924,986.25	
Training Expenses	50202010	1,880,130.00			1,880,130.00	
Office/IT Supplies Expenses	50203010	6,174,703.66	146,604.22	232,346.90	5,942,356.76	
Accountable Forms Expenses	50203020	6,000.00			6,000.00	
Semi-Expendable Machinery	50203210-01	50,000.00			50,000.00	
Semi-Expendable Office Equipment	50203210-02	96,270.00			96,270.00	
Semi-Expendable ICT Equipment	50203210-03	196,866.00			196,866.00	
Semi-Expendable Communication Equipment	50203210-07	50,000.00			50,000.00	
Semi-Expendable Printing Equipment	50203210-11	50,000.00			50,000.00	
Semi-Expendable Other Machinery & Equipm	50203210-99	101,000.25	46,645.00	46,645.00	54,355.25	
Semi-Expendable Furniture & Fixture	50203220-01	50,000.00			50,000.00	
Other Supplies Expenses	50203990	3,380,530.58	31,324.73	40,163.86	3,340,366.72	
Water Expenses	50204010	3,640,280.33	558,556.44	558,556.44	3,081,723.89	
Electricity Expenses	50204020	11,508,065.36	3,230,077.24	3,230,077.24	8,277,988.12	
Postage & Deliveries Expenses	50205010	37,000.00			37,000.00	
Telephone and Mobile Expense	50205020	10,567,483.98	220,012.14	378,184.64	10,189,299.34	
Internet Expenses	50205030	3,079,952.33	264,873.23	428,344.93	2,651,607.40	
Extraordinary and Miscellaneous Expenses	50210030	27,387,889.36	559,800.00	709,800.00	26,678,089.36	
Legal Services	50211010	70,000.00			70,000.00	
Consultancy Services	50211030	120,131,065.42	11,373,716.36	24,010,747.18	96,120,318.24	
Other Professional Services	50211990	21,769,154.36	1,126,300.00	2,623,350.00	19,145,804.36	


Allotment Class / Object of Expenditure  (1)	Code	Allotment Received  (2)	Obligations Incurred		Unobligated Balance of Allotment  (5) = (2) - (4)	REMARKS  (6)
			This Report  (3)	To Date  (4)		
Janitorial Services	50212020	11,080,117.29	189,981.42	2,663,269.70	8,416,847.59	
Repair & Maint. - Office Equip.	50213050-02	160,000.00			160,000.00	
Repair & Maint. - IT Equipment	50213050-03	220,000.00			220,000.00	
Repair & Maint. - Motor Vehicle	50213060-01	460,000.00	20,000.00	100,000.00	360,000.00	
Repair & Maint. - Other Property, etc.	50213990	1,500.00			1,500.00	
Fidelity Bond Premium	50215020	22,500.00		22,500.00		
Printing & Binding Expenses	50299020	30,000.00			30,000.00	
Representation Expenses	50299030	24,834,988.86	804,043.16	2,404,867.16	22,430,121.70	
Rent Expenses	50299050	36,618,566.14	303,823.66	543,282.24	36,075,283.90	
Subscription Expenses	50299070	2,502,562.61	40,000.00	60,000.00	2,442,562.61	
Other Maintenance and Other Operating Ex	50299990	128,959,882.48	10,475,362.00	27,720,308.75	101,239,573.73	
<b>Total Maintenance and Other Operating Expenses</b>		<b>542,947,072.60</b>	<b>40,530,860.77</b>	<b>93,826,635.70</b>	<b>449,120,436.90</b>	
<b>Capital Outlays</b>						
Office Buildings	10604010	12,550,000.00			12,550,000.00	
Office Equipment	10605020	7,340,116.76	1,000,000.00	1,000,000.00	6,340,116.76	
IT Equipment	10605030	6,077,726.68			6,077,726.68	
Communication Equipment	10605070	782,103.00			782,103.00	
Firefighting Equipment & Accessories	10605090-01	1,500,000.00			1,500,000.00	
Military, Police & Security Equipment	10605100	1,800,000.00			1,800,000.00	
Medical, Dental & Laboratory Equipment	10605110	800,000.00			800,000.00	
Printing Equipment	10605120	500,000.00			500,000.00	
Sports Equipment	10605130	500,000.00			500,000.00	
Motor Vehicles	10606010	6,312,000.00			6,312,000.00	
Furniture & Fixture Equipment	10607010	3,559,688.96			3,559,688.96	
Library Books	10607020	2,500,000.00			2,500,000.00	
Other Property, etc.	10698990	5,250,782.36			5,250,782.36	
Computer Software	10801020	2,800,000.00			2,800,000.00	
<b>Total Capital Outlays</b>		<b>52,272,417.76</b>	<b>1,000,000.00</b>	<b>1,000,000.00</b>	<b>51,272,417.76</b>	
<b>Total Continuing Appropriations Regular</b>		<b>595,219,490.36</b>	<b>41,530,860.77</b>	<b>94,826,635.70</b>	<b>500,392,854.66</b>	
<b>TOTAL CONTINUING APPROPRIATIONS</b>		<b>595,219,490.36</b>	<b>41,530,860.77</b>	<b>94,826,635.70</b>	<b>500,392,854.66</b>	
<b>TOTAL PROPER AND SECRETARIAT</b>		<b>4,858,674,490.36</b>	<b>312,411,433.34</b>	<b>1,411,041,992.90</b>	<b>3,447,632,497.46</b>	
<b>PROGRAM B - LOCALLY FUNDED PROJECTS</b>						
Technical, Studies on the Economy, Taxation, Energy, Environment, Banking, Agriculture, Transportation						
<b>CURRENT OPERATING EXPENDITURES</b>						

Allotment Class / Object of Expenditure  (1)	Code	Allotment Received  (2)	Obligations Incurred		Unobligated Balance of Allotment  (5) = (2) - (4)	REMARKS  (6)
			This Report  (3)	To Date  (4)		
Maintenance and Other Operating Expenses Research, Exploration & Dev Exp.	50207020	69,356,000.00			69,356,000.00	
<i>Total Maintenance and Other Operating Expenses</i>		69,356,000.00			69,356,000.00	
<i>Total Current Operating Expenditures</i>		69,356,000.00			69,356,000.00	
<b>TOTAL LOCALLY-FUNDED PROJECTS</b>		69,356,000.00			69,356,000.00	
<b>CONTINUING APPROPRIATIONS REGULAR</b>						
Maintenance and Other Operating Expenses Research, Exploration & Dev Exp.	50207020	69,356,000.00			69,356,000.00	
<i>Total Maintenance and Other Operating Expenses</i>		69,356,000.00			69,356,000.00	
<i>Total Continuing Appropriations Regular</i>		69,356,000.00			69,356,000.00	
<b>TOTAL CONTINUING APPROPRIATIONS</b>		69,356,000.00			69,356,000.00	
<b>TOTAL PROGRAM B</b>		138,712,000.00			138,712,000.00	
<b>GRAND TOTAL</b>		4,997,386,490.36	312,411,433.34	1,411,041,992.90	3,586,344,497.46	

Certified Correct:

Submitted By:

  
**RENATO B. CHUA**  
 Chief, Legislative Budget Service

  
**ATTY. LUTGARDO B. BARBO**  
 Senate Secretary

STATEMENT OF ALLOTMENT, OBLIGATIONS AND BALANCES

As of June 30, 2017

(Summary by Source)

DEPARTMENT

Agency: SENATE

Fund: General

Allotment Class / Object of Expenditure (1)	Code	Allotment Received (2)	Obligations Incurred		Unobligated Balance of Allotment (5) = (2) - (4)	REMARKS (6)
			This Report (3)	To Date (4)		
<b>PROGRAM A1 &amp; A2</b>						
<b>SECRETARIAT AND LEGISLATIVE PROPER SERVICES</b>						
<b>CURRENT OPERATING EXPENDITURES</b>						
<b>Personal Services</b>						
Salaries - Itemized Position	50101010	930,934,608.71	63,025,232.27	382,668,604.88	548,266,003.83	
Salary Increase	50101010-02	100,118,031.06	8,135,657.20	48,554,309.89	51,563,721.17	
Salaries & Wages - Unfilled Position	50101010-A	80,375,000.00			80,375,000.00	
Casual Wages	50101020-01	47,500,000.00	3,438,114.54	21,190,290.35	26,309,709.65	
Contractual Wages	50101020-02	15,000,000.00	1,065,738.00	6,455,287.55	8,544,712.45	
Casual Increase	50101020-12	2,500,000.00	143,977.00	882,603.19	1,617,396.81	
Contractual Increase	50101020-22	2,000,000.00	123,257.00	747,881.00	1,252,119.00	
PERA	50102010	53,351,000.00	3,393,436.37	20,791,374.52	32,559,625.48	
Representation Allowance (RA)	50102020	13,064,000.00	963,500.00	5,787,500.00	7,276,500.00	
Transportation Allowance (TA)	50102030	12,096,000.00	839,500.00	5,054,500.00	7,041,500.00	
Clothing/Uniform Allowance	50102040	10,250,000.00	2,237,960.00	7,574,360.00	2,675,640.00	
Health Workers Benefits	50102060	360,000.00		69,950.00	290,050.00	
Honoraria	50102100	1,200,000.00	21,375.00	115,375.00	1,084,625.00	
Longevity Pay	50102120	64,000,000.00	34,495.95	26,728,276.16	37,271,723.84	
Overtime Services	50102130	27,000,000.00	2,042,563.06	12,562,288.94	14,437,711.06	
Year-End Bonus	50102140	71,800,000.00			71,800,000.00	
Year-End Bonus Increase	50102140-02	8,600,000.00			8,600,000.00	
Cash Gift	50102150	10,250,000.00			10,250,000.00	
Other Bonuses and Allowances	50102990	188,250,000.00	25,938,462.67	99,746,279.18	88,503,720.82	
Provident Fund Contributions (SEF)	50103050	18,416,234.58	1,263,092.64	7,765,995.18	10,650,239.40	
Retirement Benefits - Civilians	50104020	5,347,000.00			5,347,000.00	
Terminal Leave	50104030	33,200,000.00	1,739,112.42	6,954,645.06	26,245,354.94	
Other Personnel Benefits	50104990	661,933,317.74	74,722,379.86	257,173,150.80	404,760,166.94	
<b>Total Personal Services</b>		<b>2,357,545,192.09</b>	<b>189,127,853.98</b>	<b>910,822,671.70</b>	<b>1,446,722,520.39</b>	

Allotment Class / Object of Expenditure  (1)	Code	Allotment Received  (2)	Obligations Incurred		Unobligated Balance of Allotment  (5) = (2) - (4)	REMARKS  (6)
			This Report  (3)	To Date  (4)		
<b>Personal Services</b>						
GSIS Contribution	50103010	127,730,407.48	8,058,755.03	49,422,092.34	78,308,315.14	
GSIS (RLIP)	50103010-02	13,728,000.00	971,396.04	5,728,709.88	7,999,290.12	
Pag-Ibig Contribution	50103020	3,569,200.00	168,800.00	1,055,200.00	2,514,000.00	
PhilHealth Contribution	50103030	6,723,250.00	482,900.00	2,951,525.00	3,771,725.00	
ECC Contribution	50103040	3,569,200.00	169,100.00	1,056,500.00	2,512,700.00	
<b>Total Personal Services</b>		<b>155,320,057.48</b>	<b>9,850,951.07</b>	<b>60,214,027.22</b>	<b>95,106,030.26</b>	
<b>Total Personal Services</b>		<b>2,512,865,249.57</b>	<b>198,978,805.05</b>	<b>971,036,698.92</b>	<b>1,541,828,550.65</b>	
<b>Maintenance and Other Operating Expenses</b>						
Travelling Expenses - Local	50201010	128,066,346.75	4,464,697.31	44,000,844.09	84,065,502.66	
Travelling Expenses - Foreign	50201020	31,115,682.11	980,032.75	12,499,872.17	18,615,809.94	
Training Expenses	50202010	7,656,331.22	142,750.00	715,451.22	6,940,880.00	
Office/IT Supplies Expenses	50203010	33,310,087.65	1,174,320.75	11,805,444.30	21,504,643.35	
Accountable Forms Expenses	50203020	1,267,680.00		467,180.00	800,500.00	
Medical,Dental & Lab. Supplies Expenses	50203080	1,396,000.00	11,999.75	133,768.32	1,262,231.68	
Fuel, Oil & Lubricants Expenses	50203090	4,153,000.00	125,117.74	1,031,383.64	3,121,616.36	
Military, Police & Traffic Supplies Exp.	50203120	1,000,000.00	186,160.00	186,160.00	813,840.00	
Semi-Expendable Office Equipment	50203210-02	1,515,000.00	5,050.00	178,329.20	1,336,670.80	
Semi-Expendable ICT Equipment	50203210-03	1,538,515.00	11,044.80	196,588.20	1,341,926.80	
Semi-Expendable Communication Equipment	50203210-07	500,000.00	102,511.68	248,620.00	251,380.00	
Semi-Expendable Disaster Response & Resc	50203210-08	500,000.00			500,000.00	
Semi-Expendable Military,Police & Securi	50203210-09	500,000.00			500,000.00	
Semi-Expendable Medical Equipment	50203210-10	500,000.00	3,000.00	3,000.00	497,000.00	
Semi-Expendable Printing Equipment	50203210-11	500,000.00			500,000.00	
Semi-Expendable Sports Equipment	50203210-12	500,000.00			500,000.00	
Semi-Expendable Other Machinery & Equipm	50203210-99	3,124,000.00	140,608.32	146,509.62	2,977,490.38	
Semi-Expendable Furniture & Fixture	50203220-01	1,500,000.00	39,796.00	47,296.00	1,452,704.00	
Semi-Expendable Books	50203220-02	1,506,000.00	-22,075.20	151,577.20	1,354,422.80	
Other Supplies Expenses	50203990	15,352,333.20	161,829.00	1,128,610.10	14,223,723.10	
Water Expenses	50204010	9,459,364.00	2,114.80	2,084,499.03	7,374,864.97	
Electricity Expenses	50204020	42,590,538.00	2,700.47	6,256,324.96	36,334,213.04	
Postage & Deliveries Expenses	50205010	669,943.00	6,244.00	62,934.00	607,009.00	
Telephone and Mobile Expense	50205020	31,244,010.80	1,109,638.79	7,097,996.80	24,146,014.00	
Internet Expenses	50205030	9,377,339.09	209,685.08	1,681,723.25	7,695,615.84	
Cable, Radio, Sattelite Expenses	50205040	2,500,000.00		65,070.00	2,434,930.00	
Extraordinary and Miscellaneous Expenses	50210030	292,893,479.10	20,955,788.84	128,241,790.67	164,651,688.43	
Legal Services	50211010	389,800.00	1,750.00	41,550.00	348,250.00	



Allotment Class / Object of Expenditure  (1)	Code	Allotment Received  (2)	Obligations Incurred		Unobligated Balance of Allotment  (5) = (2) - (4)	REMARKS  (6)
			This Report  (3)	To Date  (4)		
Auditing Expenses	50211020	2,800,000.00	262,107.14	793,934.09	2,006,065.91	
Consultancy Services	50211030	164,811,718.38	7,853,928.64	48,254,848.09	116,556,870.29	
Other Professional Services	50211990	17,614,059.28	1,446,518.50	7,299,711.00	10,314,348.28	
Environment/Sanitary Services	50212010	425,000.00		116,400.00	308,600.00	
Janitorial Services	50212020	26,525,000.00	2,473,288.28	12,469,701.75	14,055,298.25	
Security Services	50212030	5,250,000.00	334,560.96	1,672,804.80	3,577,195.20	
Repair & Maint. - Office Bldgs.	50213040-01	1,000,000.00			1,000,000.00	
Repair & Maint. - Other Structure	50213040-99	500,000.00			500,000.00	
Repair & Maint. - Office Equip.	50213050-02	1,000,000.00		31,360.00	968,640.00	
Repair & Maint. - IT Equipment	50213050-03	1,000,000.00		2,990.00	997,010.00	
Repair & Maint. - Communication Eqpt.	50213050-07	500,000.00			500,000.00	
Repair & Maint.-Fire Equipment	50213050-09	500,000.00			500,000.00	
Repair & Maint. - Medical, Dental, etc.	50213050-11	500,000.00			500,000.00	
Repair & Maint. - Motor Vehicle	50213060-01	1,850,094.10		271,707.30	1,578,386.80	
Repair & Maint. - Furn. & Fixtures	50213070	500,000.00			500,000.00	
Repair & Maint. - Other Property, etc.	50213990	2,897,970.00	14,500.00	459,402.50	2,438,567.50	
Taxes, Duties and Licenses	50215010	516,000.00		32,250.00	483,750.00	
Fidelity Bond Premium	50215020	653,750.00	22,500.00	272,325.00	381,425.00	
Insurance Premiums	50215030	2,000,000.00	22,361.44	626,115.54	1,373,884.46	
Advertisement Expenses	50299010	1,656,000.00	20,563.20	41,126.40	1,614,873.60	
Printing & Binding Expenses	50299020	3,447,000.00		38,047.50	3,408,952.50	
Representation Expenses	50299030	95,704,356.42	5,564,267.89	36,783,066.69	58,921,289.73	
Transportation & Delivery Expenses	50299040	782,000.00			782,000.00	
Rent Expenses	50299050	212,455,642.68	40,051,875.47	122,024,864.81	90,430,777.87	
Membership Dues & Contribution to Orgns	50299060	1,947,000.00		853,547.72	1,093,452.28	
Subscription Expenses	50299070	10,690,546.59	137,617.14	2,959,521.06	7,731,025.53	
Other Maintenance and Other Operating Ex	50299990	437,771,163.06	28,119,980.93	206,057,155.50	231,714,007.56	
<b>Total Maintenance and Other Operating Expenses</b>		<b>1,619,922,750.43</b>	<b>116,138,834.47</b>	<b>659,533,402.52</b>	<b>960,389,347.91</b>	
<b>Capital Outlays</b>						
Other Structure	10604990	3,500,000.00			3,500,000.00	
Office Equipment	10605020	6,592,287.00		61,483.60	6,530,803.40	
IT Equipment	10605030	17,334,000.00	5,421,090.75	6,084,802.11	11,249,197.89	
Communication Equipment	10605070	1,500,000.00			1,500,000.00	
Firefighting Equipment & Accessories	10605090-01	1,500,000.00			1,500,000.00	
Military, Police & Security Equipment	10605100	3,500,000.00			3,500,000.00	
Medical, Dental & Laboratory Equipment	10605110	1,500,000.00			1,500,000.00	

Allotment Class / Object of Expenditure  (1)	Code	Allotment Received  (2)	Obligations Incurred		Unobligated Balance of Allotment  (5) = (2) - (4)	REMARKS  (6)
			This Report  (3)	To Date  (4)		
Printing Equipment	10605120	500,000.00			500,000.00	
Sports Equipment	10605130	500,000.00			500,000.00	
Motor Vehicles	10606010	4,800,000.00			4,800,000.00	
Furniture & Fixture Equipment	10607010	2,500,000.00		38,275.52	2,461,724.48	
Library Books	10607020	1,100,000.00	22,075.20		1,100,000.00	
Other Property, etc.	10698990	85,340,713.00	396,531.00	418,031.00	84,922,682.00	
Computer Software	10801020	500,000.00			500,000.00	
<b>Total Capital Outlays</b>		<b>130,667,000.00</b>	<b>5,839,696.95</b>	<b>6,602,592.23</b>	<b>124,064,407.77</b>	
<b>Total Current Operating Expenditures</b>		<b>4,263,455,000.00</b>	<b>320,957,336.47</b>	<b>1,637,172,693.67</b>	<b>2,626,282,306.33</b>	
<b>TOTAL CURRENT OPERATING EXPENDITURES</b>		<b>4,263,455,000.00</b>	<b>320,957,336.47</b>	<b>1,637,172,693.67</b>	<b>2,626,282,306.33</b>	
<b>CONTINUING APPROPRIATIONS</b>						
<b>REGULAR</b>						
<b>Maintenance and Other Operating Expenses</b>						
Travelling Expenses - Local	50201010	110,415,958.66	8,164,555.46	32,807,050.96	77,608,907.70	
Travelling Expenses - Foreign	50201020	27,890,584.20	6,152,089.21	9,563,785.37	18,326,798.83	
Training Expenses	50202010	250,130.00			250,130.00	
Office/IT Supplies Expenses	50203010	5,641,576.15	50,000.00	282,346.90	5,359,229.25	
Accountable Forms Expenses	50203020	6,700.00	700.00	700.00	6,000.00	
Semi-Expendable Machinery	50203210-01	50,000.00			50,000.00	
Semi-Expendable Office Equipment	50203210-02	296,270.00			296,270.00	
Semi-Expendable ICT Equipment	50203210-03	396,866.00			396,866.00	
Semi-Expendable Communication Equipment	50203210-07	250,000.00			250,000.00	
Semi-Expendable Printing Equipment	50203210-11	50,000.00			50,000.00	
Semi-Expendable Other Machinery & Equipm	50203210-99	101,000.25	1,800.00	48,445.00	52,555.25	
Semi-Expendable Furniture & Fixture	50203220-01	50,000.00			50,000.00	
Semi-Expendable Books	50203220-02	100,000.00			100,000.00	
Other Supplies Expenses	50203990	2,792,877.95	17,757.25	57,921.11	2,734,956.84	
Water Expenses	50204010	3,640,280.33		558,556.44	3,081,723.89	
Electricity Expenses	50204020	11,508,065.36	4,676,326.11	7,906,403.35	3,601,662.01	
Postage & Deliveries Expenses	50205010	99,340.00	2,340.00	2,340.00	97,000.00	
Telephone and Mobile Expense	50205020	9,480,626.03	166,614.32	544,798.96	8,935,827.07	
Internet Expenses	50205030	2,916,512.33	40,081.40	468,426.33	2,448,086.00	
Extraordinary and Miscellaneous Expenses	50210030	21,031,189.26	-150,000.00	559,800.00	20,471,389.26	
Legal Services	50211010	70,250.00	2,250.00	2,250.00	68,000.00	
Consultancy Services	50211030	109,868,914.09	8,265,612.06	32,276,359.24	77,592,554.85	

Allotment Class / Object of Expenditure  (1)	Code	Allotment Received  (2)	Obligations Incurred		Unobligated Balance of Allotment  (5) = (2) - (4)	REMARKS  (6)
			This Report  (3)	To Date  (4)		
Other Professional Services	50211990	22,888,154.36	1,422,800.00	4,046,150.00	18,842,004.36	
Janitorial Services	50212020	11,080,117.29	225,415.31	2,888,685.01	8,191,432.28	
Repair & Maint. - Office Equip.	50213050-02	160,000.00			160,000.00	
Repair & Maint. - IT Equipment	50213050-03	220,000.00			220,000.00	
Repair & Maint. - Motor Vehicle	50213060-01	460,000.00	-40,000.00	60,000.00	400,000.00	
Repair & Maint. - Other Property, etc.	50213990	1,500.00			1,500.00	
Fidelity Bond Premium	50215020	22,500.00		22,500.00		
Printing & Binding Expenses	50299020	30,000.00			30,000.00	
Representation Expenses	50299030	25,368,514.15	992,820.56	3,397,687.72	21,970,826.43	
Rent Expenses	50299050	32,031,402.19	6,397,026.04	6,940,308.28	25,091,093.91	
Subscription Expenses	50299070	1,731,055.12	26,692.00	86,692.00	1,644,363.12	
Other Maintenance and Other Operating Ex	50299990	141,366,688.88	10,527,081.56	38,247,390.31	103,119,298.57	
<b>Total Maintenance and Other Operating Expenses</b>		<b>542,267,072.60</b>	<b>46,941,961.28</b>	<b>140,768,596.98</b>	<b>401,498,475.62</b>	
<b>Capital Outlays</b>						
Office Buildings	10604010	12,550,000.00			12,550,000.00	
Office Equipment	10605020	6,691,216.76		1,000,000.00	5,691,216.76	
IT Equipment	10605030	12,686,813.68	1,949,903.00	1,949,903.00	10,736,910.68	
Communication Equipment	10605070	360,103.00			360,103.00	
Firefighting Equipment & Accessories	10605090-01	1,500,000.00			1,500,000.00	
Military, Police & Security Equipment	10605100	1,800,000.00			1,800,000.00	
Medical, Dental & Laboratory Equipment	10605110	500,000.00			500,000.00	
Printing Equipment	10605120	400,000.00			400,000.00	
Sports Equipment	10605130	400,000.00			400,000.00	
Motor Vehicles	10606010	3,500,000.00			3,500,000.00	
Furniture & Fixture Equipment	10607010	2,525,601.96	143,850.00	143,850.00	2,381,751.96	
Library Books	10607020	1,612,000.00			1,612,000.00	
Other Property, etc.	10698990	5,626,682.36			5,626,682.36	
Computer Software	10801020	2,800,000.00			2,800,000.00	
<b>Total Capital Outlays</b>		<b>52,952,417.76</b>	<b>2,093,753.00</b>	<b>3,093,753.00</b>	<b>49,858,664.76</b>	
<b>Total Continuing Appropriations Regular</b>		<b>595,219,490.36</b>	<b>49,035,714.28</b>	<b>143,862,349.98</b>	<b>451,357,140.38</b>	
<b>TOTAL CONTINUING APPROPRIATIONS</b>		<b>595,219,490.36</b>	<b>49,035,714.28</b>	<b>143,862,349.98</b>	<b>451,357,140.38</b>	
<b>TOTAL PROPER AND SECRETARIAT</b>		<b>4,858,674,490.36</b>	<b>369,993,050.75</b>	<b>1,781,035,043.65</b>	<b>3,077,639,446.71</b>	

**PROGRAM B - LOCALLY FUNDED PROJECTS**


Technical, Studies on the Economy, Taxation, Energy, Environment, Banking, Agriculture, Transportation

Allotment Class / Object of Expenditure  (1)	Code	Allotment Received  (2)	Obligations Incurred		Unobligated Balance of Allotment  (5) = (2) - (4)	REMARKS  (6)
			This Report  (3)	To Date  (4)		
<b>CURRENT OPERATING EXPENDITURES</b>						
Maintenance and Other Operating Expenses	50207020					
Research, Exploration & Dev Exp.		69,356,000.00			69,356,000.00	
<b>Total Maintenance and Other Operating Expenses</b>		<b>69,356,000.00</b>			<b>69,356,000.00</b>	
<b>Total Current Operating Expenditures</b>		<b>69,356,000.00</b>			<b>69,356,000.00</b>	
<b>TOTAL LOCALLY-FUNDED PROJECTS</b>		<b>69,356,000.00</b>			<b>69,356,000.00</b>	
<b>CONTINUING APPROPRIATIONS</b>						
<b>REGULAR</b>						
Maintenance and Other Operating Expenses	50207020					
Research, Exploration & Dev Exp.		69,356,000.00			69,356,000.00	
<b>Total Maintenance and Other Operating Expenses</b>		<b>69,356,000.00</b>			<b>69,356,000.00</b>	
<b>Total Continuing Appropriations Regular</b>		<b>69,356,000.00</b>			<b>69,356,000.00</b>	
<b>TOTAL CONTINUING APPROPRIATIONS</b>		<b>69,356,000.00</b>			<b>69,356,000.00</b>	
<b>TOTAL PROGRAM B</b>		<b>138,712,000.00</b>			<b>138,712,000.00</b>	
<b>GRAND TOTAL</b>		<b>4,997,386,490.36</b>	<b>369,993,050.75</b>	<b>1,781,035,043.65</b>	<b>3,216,351,446.71</b>	

Certified Correct:

Submitted By:

  
**RENATO B. CHUA**  
 Chief, Legislative Budget Service

  
**ATTY. LUTGARDO B. BARBO**  
 Senate Secretary

**STATEMENT OF ALLOTMENT, OBLIGATIONS AND BALANCES**

As of July 31, 2017

(Summary by Source)

DEPARTMENT

Agency: SENATE

Fund: General

Allotment Class / Object of Expenditure  (1)	Code	Allotment Received  (2)	Obligations Incurred		Unobligated Balance of Allotment  (5) = (2) - (4)	REMARKS  (6)
			This Report  (3)	To Date  (4)		
<b>PROGRAM A1 &amp; A2</b>						
<b>SECRETARIAT AND LEGISLATIVE PROPER SERVICES</b>						
<b>CURRENT OPERATING EXPENDITURES</b>						
<b>Personal Services</b>						
Salaries - Itemized Position	50101010	926,874,234.42	62,665,047.18	445,333,652.06	481,540,582.36	
Salary Increase	50101010-02	100,118,031.06	8,082,814.31	56,637,124.20	43,480,906.86	
Salaries & Wages - Unfilled Position	50101010-A	80,375,000.00			80,375,000.00	
Casual Wages	50101020-01	47,500,000.00	3,362,911.00	24,553,201.35	22,946,798.65	
Contractual Wages	50101020-02	15,000,000.00	1,065,738.00	7,521,025.55	7,478,974.45	
Casual Increase	50101020-12	2,500,000.00	139,809.00	1,022,412.19	1,477,587.81	
Contractual Increase	50101020-22	2,000,000.00	123,257.00	871,138.00	1,128,862.00	
PERA	50102010	53,201,500.00	3,374,181.82	24,165,556.34	29,035,943.66	
Representation Allowance (RA)	50102020	13,064,000.00	963,500.00	6,751,000.00	6,313,000.00	
Transportation Allowance (TA)	50102030	12,096,000.00	839,500.00	5,894,000.00	6,202,000.00	
Clothing/Uniform Allowance	50102040	10,250,000.00	368,065.00	7,942,425.00	2,307,575.00	
Health Workers Benefits	50102060	360,000.00	34,950.00	104,900.00	255,100.00	
Honoraria	50102100	1,200,000.00	33,750.00	149,125.00	1,050,875.00	
Longevity Pay	50102120	64,000,000.00		26,728,276.16	37,271,723.84	
Overtime Services	50102130	27,000,000.00	525,692.92	13,087,981.86	13,912,018.14	
Year-End Bonus	50102140	71,800,000.00			71,800,000.00	
Year-End Bonus Increase	50102140-02	8,600,000.00			8,600,000.00	
Cash Gift	50102150	10,250,000.00			10,250,000.00	
Other Bonuses and Allowances	50102990	188,250,000.00	262,439.24	100,008,718.42	88,241,281.58	
Provident Fund Contributions (SEF)	50103050	18,416,234.58	1,271,107.66	9,037,102.84	9,379,131.74	
Retirement Benefits - Civilians	50104020	5,347,000.00	1,110,140.72	1,110,140.72	4,236,859.28	
Terminal Leave	50104030	33,200,000.00	4,575,837.67	11,530,482.73	21,669,517.27	
Other Personnel Benefits	50104990	661,900,276.07	72,988,657.27	330,161,808.07	331,738,468.00	
<b>Total Personal Services</b>		<b>2,353,302,276.13</b>	<b>161,787,398.79</b>	<b>1,072,610,070.49</b>	<b>1,280,692,205.64</b>	

Allotment Class / Object of Expenditure (1)	Code	Allotment Received (2)	Obligations Incurred		Unobligated Balance of Allotment (5) = (2) - (4)	REMARKS (6)
			This Report (3)	To Date (4)		
<b>Personal Services</b>						
GSIS Contribution	50103010	127,730,407.48	8,025,470.18	57,447,562.52	70,282,844.96	
GSIS (RLIP)	50103010-02	13,728,000.00	968,040.60	6,696,750.48	7,031,249.52	
Pag-Ibig Contribution	50103020	3,569,200.00	171,000.00	1,226,200.00	2,343,000.00	
PhilHealth Contribution	50103030	6,723,250.00	465,425.00	3,416,950.00	3,306,300.00	
ECC Contribution	50103040	3,569,200.00	171,300.00	1,227,800.00	2,341,400.00	
<b>Total Personal Services</b>		<b>155,320,057.48</b>	<b>9,801,235.78</b>	<b>70,015,263.00</b>	<b>85,304,794.48</b>	
<b>Total Personal Services</b>		<b>2,508,622,333.61</b>	<b>171,588,634.57</b>	<b>1,142,625,333.49</b>	<b>1,365,997,000.12</b>	
<b>Maintenance and Other Operating Expenses</b>						
Travelling Expenses - Local	50201010	124,535,585.13	4,777,398.99	48,778,243.08	75,757,342.05	
Travelling Expenses - Foreign	50201020	31,156,095.28	-18,303.05	12,481,569.12	18,674,526.16	
Training Expenses	50202010	7,771,876.82	274,077.20	989,528.42	6,782,348.40	
Office/IT Supplies Expenses	50203010	33,416,998.21	-115,167.66	11,690,276.64	21,726,721.57	
Accountable Forms Expenses	50203020	1,268,400.00	720.00	467,900.00	800,500.00	
Medical,Dental & Lab. Supplies Expenses	50203080	1,396,000.00		133,768.32	1,262,231.68	
Fuel, Oil & Lubricants Expenses	50203090	4,161,000.00	253,163.14	1,284,546.78	2,876,453.22	
Military, Police & Traffic Supplies Exp.	50203120	1,000,000.00		186,160.00	813,840.00	
Semi-Expendable Office Equipment	50203210-02	1,515,000.00	190,000.00	368,329.20	1,146,670.80	
Semi-Expendable ICT Equipment	50203210-03	1,616,263.20	30,959.80	227,548.00	1,388,715.20	
Semi-Expendable Communication Equipment	50203210-07	500,000.00		248,620.00	251,380.00	
Semi-Expendable Disaster Response & Resc	50203210-08	500,000.00			500,000.00	
Semi-Expendable Military,Police & Securi	50203210-09	500,000.00	9,400.00	9,400.00	490,600.00	
Semi-Expendable Medical Equipment	50203210-10	500,000.00		3,000.00	497,000.00	
Semi-Expendable Printing Equipment	50203210-11	500,000.00			500,000.00	
Semi-Expendable Sports Equipment	50203210-12	500,000.00			500,000.00	
Semi-Expendable Other Machinery & Equipm	50203210-99	3,133,000.00	11,295.00	157,804.62	2,975,195.38	
Semi-Expendable Furniture & Fixture	50203220-01	1,515,000.00	15,000.00	62,296.00	1,452,704.00	
Semi-Expendable Books	50203220-02	1,506,000.00		151,577.20	1,354,422.80	
Other Supplies Expenses	50203990	14,844,337.52	133,254.66	1,261,864.76	13,582,472.76	
Water Expenses	50204010	9,397,588.00	442,535.78	2,527,034.81	6,870,553.19	
Electricity Expenses	50204020	42,226,897.00	-915.16	6,255,409.80	35,971,487.20	
Postage & Deliveries Expenses	50205010	697,529.00	8,423.00	71,357.00	626,172.00	
Telephone and Mobile Expense	50205020	30,746,357.85	1,513,600.36	8,611,597.16	22,134,760.69	
Internet Expenses	50205030	9,323,988.83	246,807.07	1,928,530.32	7,395,458.51	
Cable, Radio, Sattelite Expenses	50205040	2,500,000.00		65,070.00	2,434,930.00	
Extraordinary and Miscellaneous Expenses	50210030	289,887,767.71	19,604,415.03	147,846,205.70	142,041,562.01	
Legal Services	50211010	403,950.00	3,650.00	45,200.00	358,750.00	

Allotment Class / Object of Expenditure  (1)	Code	Allotment Received  (2)	Obligations Incurred		Unobligated Balance of Allotment  (5) = (2) - (4)	REMARKS  (6)
			This Report  (3)	To Date  (4)		
Auditing Expenses	50211020	2,800,000.00	38,829.56	832,763.65	1,967,236.35	
Consultancy Services	50211030	166,559,575.05	4,343,772.13	52,598,620.22	113,960,954.83	
Other Professional Services	50211990	20,086,619.16	179,050.00	7,478,761.00	12,607,858.16	
Environment/Sanitary Services	50212010	425,000.00		116,400.00	308,600.00	
Janitorial Services	50212020	26,525,000.00	2,473,288.28	14,942,990.03	11,582,009.97	
Security Services	50212030	5,250,000.00	334,560.96	2,007,365.76	3,242,634.24	
Repair & Maint. - Office Bldgs.	50213040-01	1,000,000.00			1,000,000.00	
Repair & Maint. - Other Structure	50213040-99	500,000.00			500,000.00	
Repair & Maint. - Office Equip.	50213050-02	1,000,000.00		31,360.00	968,640.00	
Repair & Maint. - IT Equipment	50213050-03	1,000,000.00		2,990.00	997,010.00	
Repair & Maint. - Communication Eqpt.	50213050-07	500,000.00	9,500.00	9,500.00	490,500.00	
Repair & Maint.-Fire Equipment	50213050-09	500,000.00			500,000.00	
Repair & Maint. - Medical, Dental, etc.	50213050-11	500,000.00			500,000.00	
Repair & Maint. - Motor Vehicle	50213060-01	1,850,094.10	63,267.18	334,974.48	1,515,119.62	
Repair & Maint. - Furn. & Fixtures	50213070	500,000.00			500,000.00	
Repair & Maint. - Other Property, etc.	50213990	2,932,970.00	58,240.00	517,642.50	2,415,327.50	
Taxes, Duties and Licenses	50215010	516,000.00		32,250.00	483,750.00	
Fidelity Bond Premium	50215020	653,750.00		272,325.00	381,425.00	
Insurance Premiums	50215030	2,000,000.00	38,254.70	664,370.24	1,335,629.76	
Advertisement Expenses	50299010	1,656,000.00		41,126.40	1,614,873.60	
Printing & Binding Expenses	50299020	3,448,000.00	35,000.00	73,047.50	3,374,952.50	
Representation Expenses	50299030	97,500,174.04	6,301,140.10	43,084,206.79	54,415,967.25	
Transportation & Delivery Expenses	50299040	782,000.00			782,000.00	
Rent Expenses	50299050	208,801,176.36	895,275.44	122,920,140.25	85,881,036.11	
Membership Dues & Contribution to Orgns	50299060	1,947,000.00		853,547.72	1,093,452.28	
Subscription Expenses	50299070	9,880,904.71	81,332.90	3,040,853.96	6,840,050.75	
Other Maintenance and Other Operating Ex	50299990	448,031,768.42	32,718,986.89	238,776,142.39	209,255,626.03	
<b>Total Maintenance and Other Operating Expenses</b>		<b>1,624,165,666.39</b>	<b>74,950,812.30</b>	<b>734,484,214.82</b>	<b>889,681,451.57</b>	
<b>Capital Outlays</b>						
Other Structure	10604990	3,500,000.00			3,500,000.00	
Office Equipment	10605020	6,592,287.00	-26,483.60	35,000.00	6,557,287.00	
IT Equipment	10605030	17,334,000.00		6,084,802.11	11,249,197.89	
Communication Equipment	10605070	1,500,000.00			1,500,000.00	
Firefighting Equipment & Accessories	10605090-01	1,500,000.00			1,500,000.00	
Military, Police & Security Equipment	10605100	3,500,000.00			3,500,000.00	
Medical, Dental & Laboratory Equipment	10605110	1,500,000.00			1,500,000.00	

Allotment Class / Object of Expenditure (1)	Code	Allotment Received (2)	Obligations Incurred		Unobligated Balance of Allotment (5) = (2) - (4)	REMARKS (6)
			This Report (3)	To Date (4)		
Printing Equipment	10605120	500,000.00			500,000.00	
Sports Equipment	10605130	500,000.00			500,000.00	
Motor Vehicles	10606010	4,800,000.00			4,800,000.00	
Furniture & Fixture Equipment	10607010	2,500,000.00		38,275.52	2,461,724.48	
Library Books	10607020	1,100,000.00			1,100,000.00	
Other Property, etc.	10698990	85,340,713.00	116,465.20	534,496.20	84,806,216.80	
Computer Software	10801020	500,000.00			500,000.00	
<b>Total Capital Outlays</b>		<b>130,667,000.00</b>	<b>89,981.60</b>	<b>6,692,573.83</b>	<b>123,974,426.17</b>	
<b>Total Current Operating Expenditures</b>		<b>4,263,455,000.00</b>	<b>246,629,428.47</b>	<b>1,883,802,122.14</b>	<b>2,379,652,877.86</b>	
<b>TOTAL CURRENT OPERATING EXPENDITURES</b>		<b>4,263,455,000.00</b>	<b>246,629,428.47</b>	<b>1,883,802,122.14</b>	<b>2,379,652,877.86</b>	
<b>CONTINUING APPROPRIATIONS</b>						
<b>REGULAR</b>						
<b>Maintenance and Other Operating Expenses</b>						
Travelling Expenses - Local	50201010	110,415,958.66	7,960,578.89	40,767,629.85	69,648,328.81	
Travelling Expenses - Foreign	50201020	27,890,584.20	1,309,286.66	10,873,072.03	17,017,512.17	
Training Expenses	50202010	250,130.00			250,130.00	
Office/IT Supplies Expenses	50203010	5,641,576.15	121,424.95	403,771.85	5,237,804.30	
Accountable Forms Expenses	50203020	6,700.00		700.00	6,000.00	
Semi-Expendable Machinery	50203210-01	50,000.00			50,000.00	
Semi-Expendable Office Equipment	50203210-02	296,270.00			296,270.00	
Semi-Expendable ICT Equipment	50203210-03	396,866.00	34,580.00	34,580.00	362,286.00	
Semi-Expendable Communication Equipment	50203210-07	250,000.00			250,000.00	
Semi-Expendable Printing Equipment	50203210-11	50,000.00			50,000.00	
Semi-Expendable Other Machinery & Equipm	50203210-99	101,000.25		48,445.00	52,555.25	
Semi-Expendable Furniture & Fixture	50203220-01	50,000.00			50,000.00	
Semi-Expendable Books	50203220-02	100,000.00			100,000.00	
Other Supplies Expenses	50203990	2,792,877.95	-33,977.07	23,944.04	2,768,933.91	
Water Expenses	50204010	3,640,280.33		558,556.44	3,081,723.89	
Electricity Expenses	50204020	11,508,065.36	1,586,564.75	9,492,968.10	2,015,097.26	
Postage & Deliveries Expenses	50205010	99,340.00	2,000.00	4,340.00	95,000.00	
Telephone and Mobile Expense	50205020	9,480,626.03	243,685.13	788,484.09	8,692,141.94	
Internet Expenses	50205030	2,916,512.33	222,610.41	691,036.74	2,225,475.59	
Extraordinary and Miscellaneous Expenses	50210030	21,031,189.26	-115,000.00	444,800.00	20,586,389.26	
Legal Services	50211010	70,250.00	2,000.00	4,250.00	66,000.00	
Consultancy Services	50211030	109,868,914.09	4,194,642.76	36,471,002.00	73,397,912.09	



Allotment Class / Object of Expenditure  (1)	Code	Allotment Received  (2)	Obligations Incurred		Unobligated Balance of Allotment  (5) = (2) - (4)	REMARKS  (6)
			This Report  (3)	To Date  (4)		
Other Professional Services	50211990	22,888,154.36	378,000.00	4,424,150.00	18,464,004.36	
Janitorial Services	50212020	11,080,117.29	110,211.93	2,998,896.94	8,081,220.35	
Repair & Maint. - Office Equip.	50213050-02	160,000.00			160,000.00	
Repair & Maint. - IT Equipment	50213050-03	220,000.00			220,000.00	
Repair & Maint. - Motor Vehicle	50213060-01	460,000.00	20,000.00	80,000.00	380,000.00	
Repair & Maint. - Other Property, etc.	50213990	1,500.00			1,500.00	
Fidelity Bond Premium	50215020	22,500.00		22,500.00		
Printing & Binding Expenses	50299020	30,000.00			30,000.00	
Representation Expenses	50299030	25,368,514.15	748,327.92	4,146,015.64	21,222,498.51	
Rent Expenses	50299050	32,031,402.19	364,725.64	7,305,033.92	24,726,368.27	
Subscription Expenses	50299070	1,731,055.12	18,820.00	105,512.00	1,625,543.12	
Other Maintenance and Other Operating Ex	50299990	141,366,688.88	9,572,635.34	47,820,025.65	93,546,663.23	
<b>Total Maintenance and Other Operating Expenses</b>		<b>542,267,072.60</b>	<b>26,741,117.31</b>	<b>167,509,714.29</b>	<b>374,757,358.31</b>	
<b>Capital Outlays</b>						
Office Buildings	10604010	12,550,000.00			12,550,000.00	
Office Equipment	10605020	6,691,216.76	-985,000.00	15,000.00	6,676,216.76	
IT Equipment	10605030	12,686,813.68	125,190.00	2,075,093.00	10,611,720.68	
Communication Equipment	10605070	360,103.00			360,103.00	
Firefighting Equipment & Accessories	10605090-01	1,500,000.00			1,500,000.00	
Military, Police & Security Equipment	10605100	1,800,000.00	516,000.00	516,000.00	1,284,000.00	
Medical, Dental & Laboratory Equipment	10605110	500,000.00			500,000.00	
Printing Equipment	10605120	400,000.00			400,000.00	
Sports Equipment	10605130	400,000.00			400,000.00	
Motor Vehicles	10606010	3,500,000.00			3,500,000.00	
Furniture & Fixture Equipment	10607010	2,525,601.96	20,520.00	164,370.00	2,361,231.96	
Library Books	10607020	1,612,000.00			1,612,000.00	
Other Property, etc.	10698990	5,626,682.36	230,965.00	230,965.00	5,395,717.36	
Computer Software	10801020	2,800,000.00	1,950,000.00	1,950,000.00	850,000.00	
<b>Total Capital Outlays</b>		<b>52,952,417.76</b>	<b>1,857,675.00</b>	<b>4,951,428.00</b>	<b>48,000,989.76</b>	
<b>Total Continuing Appropriations Regular</b>		<b>595,219,490.36</b>	<b>28,598,792.31</b>	<b>172,461,142.29</b>	<b>422,758,348.07</b>	
<b>TOTAL CONTINUING APPROPRIATIONS</b>		<b>595,219,490.36</b>	<b>28,598,792.31</b>	<b>172,461,142.29</b>	<b>422,758,348.07</b>	
<b>TOTAL PROPER AND SECRETARIAT</b>		<b>4,858,674,490.36</b>	<b>275,228,220.78</b>	<b>2,056,263,264.43</b>	<b>2,802,411,225.93</b>	
<b>PROGRAM B - LOCALLY FUNDED PROJECTS</b>						
Technical, Studies on the Economy, Taxation, Energy, Environment, Banking, Agriculture, Transportation						

Allotment Class / Object of Expenditure  (1)	Code	Allotment Received  (2)	Obligations Incurred		Unobligated Balance of Allotment  (5) = (2) - (4)	REMARKS  (6)
			This Report  (3)	To Date  (4)		
<b>CURRENT OPERATING EXPENDITURES</b>						
Maintenance and Other Operating Expenses Research, Exploration & Dev Exp.	50207020	69,356,000.00			69,356,000.00	
<i>Total Maintenance and Other Operating Expenses</i>		69,356,000.00			69,356,000.00	
<i>Total Current Operating Expenditures</i>		69,356,000.00			69,356,000.00	
<b>TOTAL LOCALLY-FUNDED PROJECTS</b>						
		69,356,000.00			69,356,000.00	
<b>CONTINUING APPROPRIATIONS REGULAR</b>						
Maintenance and Other Operating Expenses Research, Exploration & Dev Exp.	50207020	69,356,000.00			69,356,000.00	
<i>Total Maintenance and Other Operating Expenses</i>		69,356,000.00			69,356,000.00	
<i>Total Continuing Appropriations Regular</i>		69,356,000.00			69,356,000.00	
<b>TOTAL CONTINUING APPROPRIATIONS</b>						
		69,356,000.00			69,356,000.00	
<b>TOTAL PROGRAM B</b>						
		138,712,000.00			138,712,000.00	
<b>GRAND TOTAL</b>						
		4,997,386,490.36	275,228,220.78	2,056,263,264.43	2,941,123,225.93	

Certified Correct:

  
**RENATO B. CHUA**  
 Chief, Legislative Budget Service  


Submitted By:

  
**ATTY. LUTGARDO B. BARBO**  
 Senate Secretary  


**STATEMENT OF ALLOTMENT, OBLIGATIONS AND BALANCES**

As of August 31, 2017

(Summary by Source)

DEPARTMENT  
Agency: SENATE  
Fund: General

Allotment Class / Object of Expenditure  (1)	Code	Allotment Received  (2)	Obligations Incurred		Unobligated Balance of Allotment  (5) = (2) - (4)	REMARKS  (6)
			This Report  (3)	To Date  (4)		
<b>PROGRAM A1 &amp; A2</b>						
<b>SECRETARIAT AND LEGISLATIVE PROPER SERVICES</b>						
<b>CURRENT OPERATING EXPENDITURES</b>						
<b>Personal Services</b>						
Salaries - Itemized Position	50101010	922,833,860.13	63,523,989.49	508,857,641.55	413,976,218.58	
Salary Increase	50101010-02	100,118,031.06	8,177,283.59	64,814,407.79	35,303,623.27	
Salaries & Wages - Unfilled Position	50101010-A	80,375,000.00			80,375,000.00	
Casual Wages	50101020-01	47,500,000.00	3,374,480.75	27,927,682.10	19,572,317.90	
Contractual Wages	50101020-02	15,000,000.00	1,065,738.00	8,586,763.55	6,413,236.45	
Casual Increase	50101020-12	2,500,000.00	139,809.00	1,162,221.19	1,337,778.81	
Contractual Increase	50101020-22	2,000,000.00	123,257.00	994,395.00	1,005,605.00	
PERA	50102010	53,052,000.00	3,412,589.77	27,578,146.11	25,473,853.89	
Representation Allowance (RA)	50102020	13,064,000.00	929,500.00	7,680,500.00	5,383,500.00	
Transportation Allowance (TA)	50102030	12,096,000.00	805,500.00	6,699,500.00	5,396,500.00	
Clothing/Uniform Allowance	50102040	10,250,000.00	9,000.00	7,951,425.00	2,298,575.00	
Health Workers Benefits	50102060	360,000.00	17,100.00	122,000.00	238,000.00	
Honoraria	50102100	1,200,000.00		149,125.00	1,050,875.00	
Longevity Pay	50102120	64,000,000.00		26,728,276.16	37,271,723.84	
Overtime Services	50102130	27,000,000.00	2,877,049.54	15,965,031.40	11,034,968.60	
Year-End Bonus	50102140	71,800,000.00			71,800,000.00	
Year-End Bonus Increase	50102140-02	8,600,000.00			8,600,000.00	
Cash Gift	50102150	10,250,000.00			10,250,000.00	
Other Bonuses and Allowances	50102990	188,250,000.00	180,458.00	100,189,176.42	88,060,823.58	
Provident Fund Contributions (SEF)	50103050	18,416,234.58	1,267,074.92	10,304,177.76	8,112,056.82	
Retirement Benefits - Civilians	50104020	5,347,000.00		1,110,140.72	4,236,859.28	
Terminal Leave	50104030	33,200,000.00	2,806,542.06	14,337,024.79	18,862,975.21	
Other Personnel Benefits	50104990	661,867,234.40	22,011,709.44	352,173,517.51	309,693,716.89	
<b>Total Personal Services</b>		<b>2,349,079,360.17</b>	<b>110,721,081.56</b>	<b>1,183,331,152.05</b>	<b>1,165,748,208.12</b>	

Allotment Class / Object of Expenditure  (1)	Code	Allotment Received  (2)	Obligations Incurred		Unobligated Balance of Allotment  (5) = (2) - (4)	REMARKS  (6)
			This Report  (3)	To Date  (4)		
<b>Personal Services</b>						
GSIS Contribution	50103010	127,730,407.48	7,985,841.60	65,433,404.12	62,297,003.36	
GSIS (RLIP)	50103010-02	13,728,000.00	962,071.80	7,658,822.28	6,069,177.72	
Pag-Ibig Contribution	50103020	3,569,200.00	169,350.00	1,395,550.00	2,173,650.00	
PhilHealth Contribution	50103030	6,723,250.00	525,500.00	3,942,450.00	2,780,800.00	
ECC Contribution	50103040	3,569,200.00	169,500.00	1,397,300.00	2,171,900.00	
<b>Total Personal Services</b>		<b>155,320,057.48</b>	<b>9,812,263.40</b>	<b>79,827,526.40</b>	<b>75,492,531.08</b>	
<b>Total Personal Services</b>		<b>2,504,399,417.65</b>	<b>120,533,344.96</b>	<b>1,263,158,678.45</b>	<b>1,241,240,739.20</b>	
<b>Maintenance and Other Operating Expenses</b>						
Travelling Expenses - Local	50201010	121,233,425.80	3,224,458.93	52,002,702.01	69,230,723.79	
Travelling Expenses - Foreign	50201020	31,235,508.45	1,212,113.29	13,693,682.41	17,541,826.04	
Training Expenses	50202010	7,743,258.77	372,011.95	1,361,540.37	6,381,718.40	
Office/IT Supplies Expenses	50203010	33,474,119.32	742,328.76	12,432,605.40	21,041,513.92	
Accountable Forms Expenses	50203020	1,270,160.00	1,760.00	469,660.00	800,500.00	
Medical,Dental & Lab. Supplies Expenses	50203080	1,396,000.00		133,768.32	1,262,231.68	
Fuel, Oil & Lubricants Expenses	50203090	4,169,000.00	125,995.53	1,410,542.31	2,758,457.69	
Military, Police & Traffic Supplies Exp.	50203120	1,000,000.00		186,160.00	813,840.00	
Semi-Expendable Office Equipment	50203210-02	1,533,000.00		368,329.20	1,164,670.80	
Semi-Expendable ICT Equipment	50203210-03	1,636,263.20		227,548.00	1,408,715.20	
Semi-Expendable Communication Equipment	50203210-07	500,000.00	9,495.00	258,115.00	241,885.00	
Semi-Expendable Disaster Response & Resc	50203210-08	500,000.00			500,000.00	
Semi-Expendable Military,Police & Securi	50203210-09	500,000.00		9,400.00	490,600.00	
Semi-Expendable Medical Equipment	50203210-10	500,000.00		3,000.00	497,000.00	
Semi-Expendable Printing Equipment	50203210-11	500,000.00			500,000.00	
Semi-Expendable Sports Equipment	50203210-12	500,000.00			500,000.00	
Semi-Expendable Other Machinery & Equipm	50203210-99	3,144,000.00		157,804.62	2,986,195.38	
Semi-Expendable Furniture & Fixture	50203220-01	1,515,000.00		62,296.00	1,452,704.00	
Semi-Expendable Books	50203220-02	1,506,000.00		151,577.20	1,354,422.80	
Other Supplies Expenses	50203990	14,318,053.83	99,575.56	1,361,440.32	12,956,613.51	
Water Expenses	50204010	9,340,812.00	436,553.15	2,963,587.96	6,377,224.04	
Electricity Expenses	50204020	41,870,256.00	1,204,459.67	7,459,869.47	34,410,386.53	
Postage & Deliveries Expenses	50205010	719,234.00	705.00	72,062.00	647,172.00	
Telephone and Mobile Expense	50205020	29,913,893.62	1,026,362.81	9,637,959.97	20,275,933.65	
Internet Expenses	50205030	9,288,416.40	252,605.39	2,181,135.71	7,107,280.69	
Cable, Radio, Sattelite Expenses	50205040	2,500,000.00		65,070.00	2,434,930.00	
Extraordinary and Miscellaneous Expenses	50210030	288,606,678.99	20,063,337.41	167,909,543.11	120,697,135.88	
Legal Services	50211010	417,550.00	3,100.00	48,300.00	369,250.00	

Allotment Class / Object of Expenditure  (1)	Code	Allotment Received  (2)	Obligations Incurred		Unobligated Balance of Allotment  (5) = (2) - (4)	REMARKS  (6)
			This Report  (3)	To Date  (4)		
Auditing Expenses	50211020	2,800,000.00	27,097.52	859,861.17	1,940,138.83	
Consultancy Services	50211030	168,521,513.13	8,247,923.39	60,846,543.61	107,674,969.52	
Other Professional Services	50211990	22,559,179.04	1,267,319.98	8,746,080.98	13,813,098.06	
Environment/Sanitary Services	50212010	425,000.00		116,400.00	308,600.00	
Janitorial Services	50212020	26,525,000.00	2,710,428.31	17,653,418.34	8,871,581.66	
Security Services	50212030	5,250,000.00	334,560.96	2,341,926.72	2,908,073.28	
Repair & Maint. - Office Bldgs.	50213040-01	1,000,000.00			1,000,000.00	
Repair & Maint. - Other Structure	50213040-99	500,000.00			500,000.00	
Repair & Maint. - Office Equip.	50213050-02	1,000,000.00		31,360.00	968,640.00	
Repair & Maint. - IT Equipment	50213050-03	1,000,000.00		2,990.00	997,010.00	
Repair & Maint. - Communication Eqpt.	50213050-07	500,000.00		9,500.00	490,500.00	
Repair & Maint.-Fire Equipment	50213050-09	500,000.00			500,000.00	
Repair & Maint. - Medical, Dental, etc.	50213050-11	500,000.00			500,000.00	
Repair & Maint. - Motor Vehicle	50213060-01	1,850,094.10	133,163.80	468,138.28	1,381,955.82	
Repair & Maint. - Furn. & Fixtures	50213070	500,000.00			500,000.00	
Repair & Maint. - Other Property, etc.	50213990	2,947,970.00	23,740.00	541,382.50	2,406,587.50	
Taxes, Duties and Licenses	50215010	516,000.00		32,250.00	483,750.00	
Fidelity Bond Premium	50215020	653,750.00	900.00	273,225.00	380,525.00	
Insurance Premiums	50215030	2,000,000.00	8,198.69	672,568.93	1,327,431.07	
Advertisement Expenses	50299010	1,656,000.00		41,126.40	1,614,873.60	
Printing & Binding Expenses	50299020	3,449,000.00	220,500.00	293,547.50	3,155,452.50	
Representation Expenses	50299030	98,338,593.12	5,149,087.00	48,233,293.79	50,105,299.33	
Transportation & Delivery Expenses	50299040	782,000.00			782,000.00	
Rent Expenses	50299050	205,093,063.55	1,290,057.98	124,210,198.23	80,882,865.32	
Membership Dues & Contribution to Orgns	50299060	1,947,000.00		853,547.72	1,093,452.28	
Subscription Expenses	50299070	9,578,868.01	124,092.53	3,164,946.49	6,413,921.52	
Other Maintenance and Other Operating Ex	50299990	456,802,921.02	28,931,770.22	267,707,912.61	189,095,008.41	
<b>Total Maintenance and Other Operating Expenses</b>		<b>1,628,026,582.35</b>	<b>77,243,702.83</b>	<b>811,727,917.65</b>	<b>816,298,664.70</b>	
<b>Capital Outlays</b>						
Other Structure	10604990	3,500,000.00			3,500,000.00	
Office Equipment	10605020	6,594,185.00	189,898.00	224,898.00	6,369,287.00	
IT Equipment	10605030	17,884,000.00		6,084,802.11	11,799,197.89	
Communication Equipment	10605070	1,500,000.00	399,397.00	399,397.00	1,100,603.00	
Firefighting Equipment & Accessories	10605090-01	1,500,000.00			1,500,000.00	
Military, Police & Security Equipment	10605100	3,500,000.00	1,591,000.00	1,591,000.00	1,909,000.00	
Medical, Dental & Laboratory Equipment	10605110	1,500,000.00			1,500,000.00	

Allotment Class / Object of Expenditure  (1)	Code	Allotment Received  (2)	Obligations Incurred		Unobligated Balance of Allotment  (5) = (2) - (4)	REMARKS  (6)
			This Report  (3)	To Date  (4)		
Printing Equipment	10605120	500,000.00			500,000.00	
Sports Equipment	10605130	500,000.00			500,000.00	
Motor Vehicles	10606010	4,800,000.00			4,800,000.00	
Furniture & Fixture Equipment	10607010	2,500,000.00		38,275.52	2,461,724.48	
Library Books	10607020	1,100,000.00			1,100,000.00	
Other Property, etc.	10698990	85,150,815.00	-148,686.00	385,810.20	84,765,004.80	
Computer Software	10801020	500,000.00			500,000.00	
<b>Total Capital Outlays</b>		<b>131,029,000.00</b>	<b>2,031,609.00</b>	<b>8,724,182.83</b>	<b>122,304,817.17</b>	
<b>Total Current Operating Expenditures</b>		<b>4,263,455,000.00</b>	<b>199,808,656.79</b>	<b>2,083,610,778.93</b>	<b>2,179,844,221.07</b>	
<b>TOTAL CURRENT OPERATING EXPENDITURES</b>		<b>4,263,455,000.00</b>	<b>199,808,656.79</b>	<b>2,083,610,778.93</b>	<b>2,179,844,221.07</b>	
<b>CONTINUING APPROPRIATIONS</b>						
<b>REGULAR</b>						
<b>Maintenance and Other Operating Expenses</b>						
Travelling Expenses - Local	50201010	110,415,958.66	9,227,609.74	49,995,239.59	60,420,719.07	
Travelling Expenses - Foreign	50201020	27,890,584.20	263,424.98	11,136,497.01	16,754,087.19	
Training Expenses	50202010	250,130.00			250,130.00	
Office/IT Supplies Expenses	50203010	5,641,576.15	15,813.28	419,585.13	5,221,991.02	
Accountable Forms Expenses	50203020	6,700.00		700.00	6,000.00	
Semi-Expendable Machinery	50203210-01	50,000.00			50,000.00	
Semi-Expendable Office Equipment	50203210-02	296,270.00			296,270.00	
Semi-Expendable ICT Equipment	50203210-03	396,866.00	30,120.00	64,700.00	332,166.00	
Semi-Expendable Communication Equipment	50203210-07	250,000.00			250,000.00	
Semi-Expendable Printing Equipment	50203210-11	50,000.00			50,000.00	
Semi-Expendable Other Machinery & Equipm	50203210-99	101,000.25		48,445.00	52,555.25	
Semi-Expendable Furniture & Fixture	50203220-01	50,000.00			50,000.00	
Semi-Expendable Books	50203220-02	100,000.00			100,000.00	
Other Supplies Expenses	50203990	2,792,877.95	1,336.44	25,280.48	2,767,597.47	
Water Expenses	50204010	3,640,280.33		558,556.44	3,081,723.89	
Electricity Expenses	50204020	11,508,065.36	1,590,581.56	11,083,549.66	424,515.70	
Postage & Deliveries Expenses	50205010	99,340.00	2,764.00	7,104.00	92,236.00	
Telephone and Mobile Expense	50205020	9,480,626.03	213,027.96	1,001,512.05	8,479,113.98	
Internet Expenses	50205030	2,916,512.33	134,454.16	825,490.90	2,091,021.43	
Extraordinary and Miscellaneous Expenses	50210030	21,031,189.26		444,800.00	20,586,389.26	
Legal Services	50211010	70,250.00	-2,000.00	2,250.00	68,000.00	
Consultancy Services	50211030	109,868,914.09	8,818,737.95	45,289,739.95	64,579,174.14	

Allotment Class / Object of Expenditure  (1)	Code	Allotment Received  (2)	Obligations Incurred		Unobligated Balance of Allotment  (5) = (2) - (4)	REMARKS  (6)
			This Report  (3)	To Date  (4)		
Other Professional Services	50211990	22,888,154.36	1,694,700.00	6,118,850.00	16,769,304.36	
Janitorial Services	50212020	11,080,117.29	260,428.01	3,259,324.95	7,820,792.34	
Repair & Maint. - Office Equip.	50213050-02	160,000.00			160,000.00	
Repair & Maint. - IT Equipment	50213050-03	220,000.00			220,000.00	
Repair & Maint. - Motor Vehicle	50213060-01	460,000.00	20,000.00	100,000.00	360,000.00	
Repair & Maint. - Other Property, etc.	50213990	1,500.00			1,500.00	
Fidelity Bond Premium	50215020	22,500.00		22,500.00		
Printing & Binding Expenses	50299020	30,000.00			30,000.00	
Representation Expenses	50299030	25,100,774.15	3,171,506.24	7,317,521.88	17,783,252.27	
Rent Expenses	50299050	32,031,402.19	576,977.01	7,882,010.93	24,149,391.26	
Subscription Expenses	50299070	1,731,055.12	16,265.00	121,777.00	1,609,278.12	
Other Maintenance and Other Operating Ex	50299990	141,634,428.88	10,329,053.94	58,149,079.59	83,485,349.29	
<b>Total Maintenance and Other Operating Expenses</b>		<b>542,267,072.60</b>	<b>36,364,800.27</b>	<b>203,874,514.56</b>	<b>338,392,558.04</b>	
<b>Capital Outlays</b>						
Office Buildings	10604010	12,550,000.00			12,550,000.00	
Office Equipment	10605020	6,691,216.76		15,000.00	6,676,216.76	
IT Equipment	10605030	12,686,813.68	28,900.00	2,103,993.00	10,582,820.68	
Communication Equipment	10605070	360,103.00	282,103.00	282,103.00	78,000.00	
Firefighting Equipment & Accessories	10605090-01	1,500,000.00			1,500,000.00	
Military, Police & Security Equipment	10605100	1,800,000.00	1,284,000.00	1,800,000.00		
Medical, Dental & Laboratory Equipment	10605110	500,000.00			500,000.00	
Printing Equipment	10605120	400,000.00			400,000.00	
Sports Equipment	10605130	400,000.00			400,000.00	
Motor Vehicles	10606010	3,500,000.00			3,500,000.00	
Furniture & Fixture Equipment	10607010	2,525,601.96		164,370.00	2,361,231.96	
Library Books	10607020	1,612,000.00			1,612,000.00	
Other Property, etc.	10698990	5,626,682.36	159,296.00	390,261.00	5,236,421.36	
Computer Software	10801020	2,800,000.00		1,950,000.00	850,000.00	
<b>Total Capital Outlays</b>		<b>52,952,417.76</b>	<b>1,754,299.00</b>	<b>6,705,727.00</b>	<b>46,246,690.76</b>	
<b>Total Continuing Appropriations Regular</b>		<b>595,219,490.36</b>	<b>38,119,099.27</b>	<b>210,580,241.56</b>	<b>384,639,248.80</b>	
<b>TOTAL CONTINUING APPROPRIATIONS</b>		<b>595,219,490.36</b>	<b>38,119,099.27</b>	<b>210,580,241.56</b>	<b>384,639,248.80</b>	
<b>TOTAL PROPER AND SECRETARIAT</b>		<b>4,858,674,490.36</b>	<b>237,927,756.06</b>	<b>2,294,191,020.49</b>	<b>2,564,483,469.87</b>	

**PROGRAM B - LOCALLY FUNDED PROJECTS**


Technical, Studies on the Economy, Taxation, Energy, Environment, Banking, Agriculture, Transportation

Allotment Class / Object of Expenditure (1)	Code	Allotment Received (2)	Obligations Incurred		Unobligated Balance of Allotment (5) = (2) - (4)	REMARKS (6)
			This Report (3)	To Date (4)		
<b>CURRENT OPERATING EXPENDITURES</b>						
Maintenance and Other Operating Expenses	50207020					
Research, Exploration & Dev Exp.		69,356,000.00			69,356,000.00	
<b>Total Maintenance and Other Operating Expenses</b>		<b>69,356,000.00</b>			<b>69,356,000.00</b>	
<b>Total Current Operating Expenditures</b>		<b>69,356,000.00</b>			<b>69,356,000.00</b>	
<b>TOTAL LOCALLY-FUNDED PROJECTS</b>		<b>69,356,000.00</b>			<b>69,356,000.00</b>	
<b>CONTINUING APPROPRIATIONS REGULAR</b>						
Maintenance and Other Operating Expenses	50207020					
Research, Exploration & Dev Exp.		69,356,000.00			69,356,000.00	
<b>Total Maintenance and Other Operating Expenses</b>		<b>69,356,000.00</b>			<b>69,356,000.00</b>	
<b>Total Continuing Appropriations Regular</b>		<b>69,356,000.00</b>			<b>69,356,000.00</b>	
<b>TOTAL CONTINUING APPROPRIATIONS</b>		<b>69,356,000.00</b>			<b>69,356,000.00</b>	
<b>TOTAL PROGRAM B</b>		<b>138,712,000.00</b>			<b>138,712,000.00</b>	
<b>GRAND TOTAL</b>		<b>4,997,386,490.36</b>	<b>237,927,756.06</b>	<b>2,294,191,020.49</b>	<b>2,703,195,469.87</b>	

Certified Correct:

Submitted By:

  
**RENATO B. CHUA**  
 Chief, Legislative Budget Service  


  
**ATTY. LUTGARDO B. BARBO**  
 Senate Secretary  




## STATEMENT OF ALLOTMENT, OBLIGATIONS AND BALANCES

As of September 30, 2017

(Summary by Source)

## DEPARTMENT

Agency: SENATE

Fund: General

Allotment Class / Object of Expenditure  (1)	Code	Allotment Received  (2)	Obligations Incurred		Unobligated Balance of Allotment  (5) = (2) - (4)	REMARKS  (6)
			This Report  (3)	To Date  (4)		
<b>PROGRAM A1 &amp; A2</b>						
<b>SECRETARIAT AND LEGISLATIVE PROPER SERVICES</b>						
<b>CURRENT OPERATING EXPENDITURES</b>						
<b>Personal Services</b>						
Salaries - Itemized Position	50101010	918,433,485.84	62,923,178.87	571,780,820.42	346,652,665.42	
Salary Increase	50101010-02	100,118,031.06	8,085,041.79	72,899,449.58	27,218,581.48	
Salaries & Wages - Unfilled Position	50101010-A	80,375,000.00			80,375,000.00	
Casual Wages	50101020-01	47,500,000.00	3,325,170.03	31,252,852.13	16,247,147.87	
Contractual Wages	50101020-02	15,000,000.00	1,065,738.00	9,652,501.55	5,347,498.45	
Casual Increase	50101020-12	2,500,000.00	139,312.00	1,301,533.19	1,198,466.81	
Contractual Increase	50101020-22	2,000,000.00	123,257.00	1,117,652.00	882,348.00	
PERA	50102010	52,902,500.00	3,387,619.50	30,965,765.61	21,936,734.39	
Representation Allowance (RA)	50102020	13,064,000.00	929,500.00	8,610,000.00	4,454,000.00	
Transportation Allowance (TA)	50102030	12,096,000.00	805,500.00	7,505,000.00	4,591,000.00	
Clothing/Uniform Allowance	50102040	10,250,000.00	15,000.00	7,966,425.00	2,283,575.00	
Health Workers Benefits	50102060	360,000.00	16,050.00	138,050.00	221,950.00	
Honoraria	50102100	1,200,000.00	121,625.00	270,750.00	929,250.00	
Longevity Pay	50102120	64,000,000.00		26,728,276.16	37,271,723.84	
Overtime Services	50102130	27,000,000.00	3,459,559.73	19,424,591.13	7,575,408.87	
Year-End Bonus	50102140	71,800,000.00			71,800,000.00	
Year-End Bonus Increase	50102140-02	8,600,000.00			8,600,000.00	
Cash Gift	50102150	10,250,000.00			10,250,000.00	
Other Bonuses and Allowances	50102990	188,250,000.00	131,616.00	100,320,792.42	87,929,207.58	
Provident Fund Contributions (SEF)	50103050	18,416,234.58	1,277,543.32	11,581,721.08	6,834,513.50	
Retirement Benefits - Civilians	50104020	8,255,000.00	7,144,157.86	8,254,298.58	701.42	
Terminal Leave	50104030	33,200,000.00	9,205,317.47	23,542,342.26	9,657,657.74	
Other Personnel Benefits	50104990	658,926,192.73	27,830,665.27	380,004,182.78	278,922,009.95	
<b>Total Personal Services</b>		<b>2,344,496,444.21</b>	<b>129,985,851.84</b>	<b>1,313,317,003.89</b>	<b>1,031,179,440.32</b>	

Allotment Class / Object of Expenditure  (1)	Code	Allotment Received  (2)	Obligations Incurred		Unobligated Balance of Allotment  (5) = (2) - (4)	REMARKS  (6)
			This Report  (3)	To Date  (4)		
<b>Personal Services</b>						
GSIS Contribution	50103010	127,730,407.48	8,054,097.26	73,487,501.38	54,242,906.10	
GSIS (RLIP)	50103010-02	13,728,000.00	965,210.52	8,624,032.80	5,103,967.20	
Pag-Ibig Contribution	50103020	3,569,200.00	171,150.00	1,566,700.00	2,002,500.00	
PhilHealth Contribution	50103030	6,723,250.00	549,812.50	4,492,262.50	2,230,987.50	
ECC Contribution	50103040	3,569,200.00	171,100.00	1,568,400.00	2,000,800.00	
<b>Total Personal Services</b>		<b>155,320,057.48</b>	<b>9,911,370.28</b>	<b>89,738,896.68</b>	<b>65,581,160.80</b>	
<b>Total Personal Services</b>		<b>2,499,816,501.69</b>	<b>139,897,222.12</b>	<b>1,403,055,900.57</b>	<b>1,096,760,601.12</b>	
<b>Maintenance and Other Operating Expenses</b>						
Travelling Expenses - Local	50201010	117,429,629.19	3,354,774.75	55,357,476.76	62,072,152.43	
Travelling Expenses - Foreign	50201020	31,658,042.62	443,983.87	14,137,666.28	17,520,376.34	
Training Expenses	50202010	7,801,658.77	192,400.00	1,553,940.37	6,247,718.40	
Office/IT Supplies Expenses	50203010	33,452,363.14	803,562.67	13,236,168.07	20,216,195.07	
Accountable Forms Expenses	50203020	1,270,160.00		469,660.00	800,500.00	
Medical,Dental & Lab. Supplies Expenses	50203080	1,396,000.00	12,193.75	145,962.07	1,250,037.93	
Fuel, Oil & Lubricants Expenses	50203090	4,177,000.00	280,788.93	1,691,331.24	2,485,668.76	
Military, Police & Traffic Supplies Exp.	50203120	1,000,000.00		186,160.00	813,840.00	
Semi-Expendable Office Equipment	50203210-02	1,533,000.00	42,308.00	410,637.20	1,122,362.80	
Semi-Expendable ICT Equipment	50203210-03	1,636,263.20	114,971.60	342,519.60	1,293,743.60	
Semi-Expendable Communication Equipment	50203210-07	526,000.00		258,115.00	267,885.00	
Semi-Expendable Disaster Response & Resc	50203210-08	500,000.00			500,000.00	
Semi-Expendable Military,Police & Securi	50203210-09	500,000.00		9,400.00	490,600.00	
Semi-Expendable Medical Equipment	50203210-10	500,000.00	2,800.00	5,800.00	494,200.00	
Semi-Expendable Printing Equipment	50203210-11	500,000.00			500,000.00	
Semi-Expendable Sports Equipment	50203210-12	500,000.00			500,000.00	
Semi-Expendable Other Machinery & Equipm	50203210-99	3,146,000.00	81,246.50	239,051.12	2,906,948.88	
Semi-Expendable Furniture & Fixture	50203220-01	1,515,000.00		62,296.00	1,452,704.00	
Semi-Expendable Books	50203220-02	1,506,000.00	4,478.00	156,055.20	1,349,944.80	
Other Supplies Expenses	50203990	13,784,058.14	915,936.15	2,277,376.47	11,506,681.67	
Water Expenses	50204010	9,281,536.00	7,665.50	2,971,253.46	6,310,282.54	
Electricity Expenses	50204020	41,510,115.00	4,883,962.12	12,343,831.59	29,166,283.41	
Postage & Deliveries Expenses	50205010	741,892.00	42,147.00	114,209.00	627,683.00	
Telephone and Mobile Expense	50205020	29,159,681.20	1,285,178.66	10,923,138.63	18,236,542.57	
Internet Expenses	50205030	9,230,097.45	340,281.03	2,521,416.74	6,708,680.71	
Cable, Radio, Sattelite Expenses	50205040	2,500,000.00		65,070.00	2,434,930.00	
Extraordinary and Miscellaneous Expenses	50210030	287,180,161.82	19,800,898.64	187,710,441.75	99,469,720.07	
Legal Services	50211010	430,850.00	3,200.00	51,500.00	379,350.00	

Allotment Class / Object of Expenditure  (1)	Code	Allotment Received  (2)	Obligations Incurred		Unobligated Balance of Allotment  (5) = (2) - (4)	REMARKS  (6)
			This Report  (3)	To Date  (4)		
Auditing Expenses	50211020	2,800,000.00	271,625.51	1,131,486.68	1,668,513.32	
Consultancy Services	50211030	171,450,108.71	7,058,951.17	67,905,494.78	103,544,613.93	
Other Professional Services	50211990	25,152,638.92	1,135,448.52	9,881,529.50	15,271,109.42	
Environment/Sanitary Services	50212010	425,000.00		116,400.00	308,600.00	
Janitorial Services	50212020	26,525,000.00		17,653,418.34	8,871,581.66	
Security Services	50212030	5,250,000.00	334,560.96	2,676,487.68	2,573,512.32	
Repair & Maint. - Office Bldgs.	50213040-01	1,000,000.00			1,000,000.00	
Repair & Maint. - Other Structure	50213040-99	500,000.00			500,000.00	
Repair & Maint. - Office Equip.	50213050-02	1,000,000.00	-31,360.00		1,000,000.00	
Repair & Maint. - IT Equipment	50213050-03	1,000,000.00	27,847.68	30,837.68	969,162.32	
Repair & Maint. - Communication Eqpt.	50213050-07	500,000.00		9,500.00	490,500.00	
Repair & Maint.-Fire Equipment	50213050-09	500,000.00			500,000.00	
Repair & Maint. - Medical, Dental, etc.	50213050-11	500,000.00			500,000.00	
Repair & Maint. - Motor Vehicle	50213060-01	1,850,094.10		468,138.28	1,381,955.82	
Repair & Maint. - Furn. & Fixtures	50213070	500,000.00			500,000.00	
Repair & Maint. - Other Property, etc.	50213990	2,982,970.00	116,480.00	657,862.50	2,325,107.50	
Taxes, Duties and Licenses	50215010	516,000.00		32,250.00	483,750.00	
Fidelity Bond Premium	50215020	653,750.00	3,000.00	276,225.00	377,525.00	
Insurance Premiums	50215030	2,000,000.00	9,827.60	682,396.53	1,317,603.47	
Advertisement Expenses	50299010	1,656,000.00	20,563.20	61,689.60	1,594,310.40	
Printing & Binding Expenses	50299020	3,450,000.00	42,500.00	336,047.50	3,113,952.50	
Representation Expenses	50299030	100,623,155.76	5,286,433.50	53,519,727.29	47,103,428.47	
Transportation & Delivery Expenses	50299040	782,000.00			782,000.00	
Rent Expenses	50299050	201,456,624.26	26,461,102.83	150,671,301.06	50,785,323.20	
Membership Dues & Contribution to Orgns	50299060	1,947,000.00		853,547.72	1,093,452.28	
Subscription Expenses	50299070	8,847,815.17	394,726.27	3,559,672.76	5,288,142.41	
Other Maintenance and Other Operating Ex	50299990	464,375,832.86	30,700,934.86	298,408,847.47	165,966,985.39	
<b>Total Maintenance and Other Operating Expenses</b>		<b>1,632,609,498.31</b>	<b>104,445,419.27</b>	<b>916,173,336.92</b>	<b>716,436,161.39</b>	
<b>Capital Outlays</b>						
Other Structure	10604990	3,500,000.00			3,500,000.00	
Office Equipment	10605020	6,474,185.00		224,898.00	6,249,287.00	
IT Equipment	10605030	17,884,000.00	450,854.80	6,535,656.91	11,348,343.09	
Communication Equipment	10605070	1,500,000.00	28,952.00	428,349.00	1,071,651.00	
Firefighting Equipment & Accessories	10605090-01	1,500,000.00			1,500,000.00	
Military, Police & Security Equipment	10605100	3,500,000.00		1,591,000.00	1,909,000.00	
Medical, Dental & Laboratory Equipment	10605110	1,500,000.00			1,500,000.00	

Allotment Class / Object of Expenditure  (1)	Code	Allotment Received  (2)	Obligations Incurred		Unobligated Balance of Allotment  (5) = (2) - (4)	REMARKS  (6)
			This Report  (3)	To Date  (4)		
Printing Equipment	10605120	500,000.00			500,000.00	
Sports Equipment	10605130	500,000.00			500,000.00	
Motor Vehicles	10606010	4,800,000.00			4,800,000.00	
Furniture & Fixture Equipment	10607010	2,500,000.00		38,275.52	2,461,724.48	
Library Books	10607020	1,100,000.00			1,100,000.00	
Other Property, etc.	10698990	85,270,815.00	947,600.00	1,333,410.20	83,937,404.80	
Computer Software	10801020	500,000.00	83,387.02	83,387.02	416,612.98	
<b>Total Capital Outlays</b>		<b>131,029,000.00</b>	<b>1,510,793.82</b>	<b>10,234,976.65</b>	<b>120,794,023.35</b>	
<b>Total Current Operating Expenditures</b>		<b>4,263,455,000.00</b>	<b>245,853,435.21</b>	<b>2,329,464,214.14</b>	<b>1,933,990,785.86</b>	
<b>TOTAL CURRENT OPERATING EXPENDITURES</b>		<b>4,263,455,000.00</b>	<b>245,853,435.21</b>	<b>2,329,464,214.14</b>	<b>1,933,990,785.86</b>	
<b>CONTINUING APPROPRIATIONS REGULAR</b>						
<b>Maintenance and Other Operating Expenses</b>						
Travelling Expenses - Local	50201010	110,415,958.66	9,455,405.24	59,450,644.83	50,965,313.83	
Travelling Expenses - Foreign	50201020	27,890,584.20	403,724.15	11,540,221.16	16,350,363.04	
Training Expenses	50202010	250,130.00			250,130.00	
Office/IT Supplies Expenses	50203010	5,641,576.15	81,137.03	500,722.16	5,140,853.99	
Accountable Forms Expenses	50203020	6,700.00		700.00	6,000.00	
Semi-Expendable Machinery	50203210-01	50,000.00			50,000.00	
Semi-Expendable Office Equipment	50203210-02	296,270.00			296,270.00	
Semi-Expendable ICT Equipment	50203210-03	396,866.00	25,699.68	90,399.68	306,466.32	
Semi-Expendable Communication Equipment	50203210-07	250,000.00			250,000.00	
Semi-Expendable Printing Equipment	50203210-11	50,000.00			50,000.00	
Semi-Expendable Other Machinery & Equipm	50203210-99	101,000.25		48,445.00	52,555.25	
Semi-Expendable Furniture & Fixture	50203220-01	50,000.00			50,000.00	
Semi-Expendable Books	50203220-02	100,000.00			100,000.00	
Other Supplies Expenses	50203990	2,792,877.95	3,807.56	29,088.04	2,763,789.91	
Water Expenses	50204010	3,640,280.33		558,556.44	3,081,723.89	
Electricity Expenses	50204020	11,508,065.36	167,062.70	11,250,612.36	257,453.00	
Postage & Deliveries Expenses	50205010	99,340.00	1,000.00	8,104.00	91,236.00	
Telephone and Mobile Expense	50205020	9,480,626.03	183,202.49	1,184,714.54	8,295,911.49	
Internet Expenses	50205030	2,916,512.33	176,476.00	1,001,966.90	1,914,545.43	
Extraordinary and Miscellaneous Expenses	50210030	21,031,189.26	1,514,000.00	1,958,800.00	19,072,389.26	
Legal Services	50211010	70,250.00		2,250.00	68,000.00	
Consultancy Services	50211030	109,868,914.09	8,909,723.26	54,199,463.21	55,669,450.88	

Allotment Class / Object of Expenditure  (1)	Code	Allotment Received  (2)	Obligations Incurred		Unobligated Balance of Allotment  (5) = (2) - (4)	REMARKS  (6)
			This Report  (3)	To Date  (4)		
Other Professional Services	50211990	22,888,154.36	2,212,000.00	8,330,850.00	14,557,304.36	
Janitorial Services	50212020	11,080,117.29	2,795,390.72	6,054,715.67	5,025,401.62	
Repair & Maint. - Office Equip.	50213050-02	160,000.00			160,000.00	
Repair & Maint. - IT Equipment	50213050-03	220,000.00			220,000.00	
Repair & Maint. - Motor Vehicle	50213060-01	460,000.00		100,000.00	360,000.00	
Repair & Maint. - Other Property, etc.	50213990	1,500.00			1,500.00	
Fidelity Bond Premium	50215020	22,500.00		22,500.00		
Printing & Binding Expenses	50299020	30,000.00			30,000.00	
Representation Expenses	50299030	24,720,524.15	2,008,462.07	9,325,983.95	15,394,540.20	
Rent Expenses	50299050	32,031,402.19	14,105,811.60	21,987,822.53	10,043,579.66	
Subscription Expenses	50299070	1,731,055.12	19,000.00	140,777.00	1,590,278.12	
Other Maintenance and Other Operating Ex	50299990	142,014,678.88	8,411,920.74	66,561,000.33	75,453,678.55	
<b>Total Maintenance and Other Operating Expenses</b>		<b>542,267,072.60</b>	<b>50,473,823.24</b>	<b>254,348,337.80</b>	<b>287,918,734.80</b>	
<b>Capital Outlays</b>						
Office Buildings	10604010	12,550,000.00			12,550,000.00	
Office Equipment	10605020	6,691,216.76		15,000.00	6,676,216.76	
IT Equipment	10605030	12,686,813.68	648,199.20	2,752,192.20	9,934,621.48	
Communication Equipment	10605070	360,103.00		282,103.00	78,000.00	
Firefighting Equipment & Accessories	10605090-01	1,500,000.00	378,500.00	378,500.00	1,121,500.00	
Military, Police & Security Equipment	10605100	1,800,000.00		1,800,000.00		
Medical, Dental & Laboratory Equipment	10605110	500,000.00			500,000.00	
Printing Equipment	10605120	400,000.00			400,000.00	
Sports Equipment	10605130	400,000.00			400,000.00	
Motor Vehicles	10606010	3,500,000.00			3,500,000.00	
Furniture & Fixture Equipment	10607010	2,525,601.96		164,370.00	2,361,231.96	
Library Books	10607020	1,612,000.00			1,612,000.00	
Other Property, etc.	10698990	5,626,682.36	162,019.88	552,280.88	5,074,401.48	
Computer Software	10801020	2,800,000.00		1,950,000.00	850,000.00	
<b>Total Capital Outlays</b>		<b>52,952,417.76</b>	<b>1,188,719.08</b>	<b>7,894,446.08</b>	<b>45,057,971.68</b>	
<b>Total Continuing Appropriations Regular</b>		<b>595,219,490.36</b>	<b>51,662,542.32</b>	<b>262,242,783.88</b>	<b>332,976,706.48</b>	
<b>TOTAL CONTINUING APPROPRIATIONS</b>		<b>595,219,490.36</b>	<b>51,662,542.32</b>	<b>262,242,783.88</b>	<b>332,976,706.48</b>	
<b>TOTAL PROPER AND SECRETARIAT</b>		<b>4,858,674,490.36</b>	<b>297,515,977.53</b>	<b>2,591,706,998.02</b>	<b>2,266,967,492.34</b>	
<b>PROGRAM B - LOCALLY FUNDED PROJECTS</b>						
Technical, Studies on the Economy, Taxation, Energy, Environment, Banking, Agriculture, Transportation						

Allotment Class / Object of Expenditure  (1)	Code	Allotment Received  (2)	Obligations Incurred		Unobligated Balance of Allotment  (5) = (2) - (4)	REMARKS  (6)
			This Report  (3)	To Date  (4)		
<b>CURRENT OPERATING EXPENDITURES</b>						
Maintenance and Other Operating Expenses Research, Exploration & Dev Exp.	50207020	69,356,000.00			69,356,000.00	
<b>Total Maintenance and Other Operating Expenses</b>		69,356,000.00			69,356,000.00	
<b>Total Current Operating Expenditures</b>		69,356,000.00			69,356,000.00	
<b>TOTAL LOCALLY-FUNDED PROJECTS</b>						
		69,356,000.00			69,356,000.00	
<b>CONTINUING APPROPRIATIONS REGULAR</b>						
Maintenance and Other Operating Expenses Research, Exploration & Dev Exp.	50207020	69,356,000.00			69,356,000.00	
<b>Total Maintenance and Other Operating Expenses</b>		69,356,000.00			69,356,000.00	
<b>Total Continuing Appropriations Regular</b>		69,356,000.00			69,356,000.00	
<b>TOTAL CONTINUING APPROPRIATIONS</b>						
		69,356,000.00			69,356,000.00	
<b>TOTAL PROGRAM B</b>						
		138,712,000.00			138,712,000.00	
<b>GRAND TOTAL</b>						
		4,997,386,490.36	297,515,977.53	2,591,706,998.02	2,405,679,492.34	

Certified Correct:

Submitted By:

  
**RENATO B. CHUA**  
 Chief, Legislative Budget Service  


  
**ATTY. LUTGARDO B. BARBO**  
 Senate Secretary  


**STATEMENT OF ALLOTMENT, OBLIGATIONS AND BALANCES**

As of October 31, 2017

(Summary by Source)

DEPARTMENT

Agency: SENATE

Fund: General

Allotment Class / Object of Expenditure  (1)	Code	Allotment Received  (2)	Obligations Incurred		Unobligated Balance of Allotment  (5) = (2) - (4)	REMARKS  (6)
			This Report  (3)	To Date  (4)		
<b>PROGRAM A1 &amp; A2</b>						
<b>SECRETARIAT AND LEGISLATIVE PROPER SERVICES</b>						
<b>CURRENT OPERATING EXPENDITURES</b>						
<b>Personal Services</b>						
Salaries - Itemized Position	50101010	914,113,111.55	64,159,655.03	635,940,475.45	278,172,636.10	
Salary Increase	50101010-02	100,118,031.06	8,293,619.41	81,193,068.99	18,924,962.07	
Salaries & Wages - Unfilled Position	50101010-A	80,375,000.00			80,375,000.00	
Casual Wages	50101020-01	47,500,000.00	3,330,055.63	34,582,907.76	12,917,092.24	
Contractual Wages	50101020-02	15,000,000.00	1,065,738.00	10,718,239.55	4,281,760.45	
Casual Increase	50101020-12	2,500,000.00	138,839.00	1,440,372.19	1,059,627.81	
Contractual Increase	50101020-22	2,000,000.00	123,257.00	1,240,909.00	759,091.00	
PERA	50102010	52,753,000.00	3,449,750.03	34,415,515.64	18,337,484.36	
Representation Allowance (RA)	50102020	13,064,000.00	944,000.00	9,554,000.00	3,510,000.00	
Transportation Allowance (TA)	50102030	12,096,000.00	831,000.00	8,336,000.00	3,760,000.00	
Clothing/Uniform Allowance	50102040	10,250,000.00	5,000.00	7,971,425.00	2,278,575.00	
Health Workers Benefits	50102060	360,000.00		138,050.00	221,950.00	
Honoraria	50102100	1,200,000.00	27,750.00	298,500.00	901,500.00	
Longevity Pay	50102120	64,000,000.00	25,653,357.67	52,381,633.83	11,618,366.17	
Overtime Services	50102130	27,000,000.00	3,732,946.33	23,157,537.46	3,842,462.54	
Year-End Bonus	50102140	71,800,000.00			71,800,000.00	
Year-End Bonus Increase	50102140-02	8,600,000.00			8,600,000.00	
Cash Gift	50102150	10,250,000.00			10,250,000.00	
Other Bonuses and Allowances	50102990	207,350,000.00	20,732,387.66	121,053,180.08	86,296,819.92	
Provident Fund Contributions (SEF)	50103050	18,416,234.58	1,273,955.00	12,855,676.08	5,560,558.50	
Retirement Benefits - Civilians	50104020	8,255,000.00		8,254,298.58	701.42	
Terminal Leave	50104030	33,200,000.00	3,366,877.04	26,909,219.30	6,290,780.70	
Other Personnel Benefits	50104990	639,793,151.06	1,249,747.96	381,253,930.74	258,539,220.32	
<b>Total Personal Services</b>		<b>2,339,993,528.25</b>	<b>138,377,935.76</b>	<b>1,451,694,939.65</b>	<b>888,298,588.60</b>	

Allotment Class / Object of Expenditure  (1)	Code	Allotment Received  (2)	Obligations Incurred		Unobligated Balance of Allotment  (5) = (2) - (4)	REMARKS  (6)
			This Report  (3)	To Date  (4)		
<b>Personal Services</b>						
GSIS Contribution	50103010	127,730,407.48	8,000,724.52	81,488,225.90	46,242,181.58	
GSIS (RLIP)	50103010-02	13,728,000.00	974,529.24	9,598,562.04	4,129,437.96	
Pag-Ibig Contribution	50103020	3,569,200.00	169,800.00	1,736,500.00	1,832,700.00	
PhilHealth Contribution	50103030	6,723,250.00	530,475.00	5,022,737.50	1,700,512.50	
ECC Contribution	50103040	3,569,200.00	170,100.00	1,738,500.00	1,830,700.00	
<b>Total Personal Services</b>		<b>155,320,057.48</b>	<b>9,845,628.76</b>	<b>99,584,525.44</b>	<b>55,735,532.04</b>	
<b>Total Personal Services</b>		<b>2,495,313,585.73</b>	<b>148,223,564.52</b>	<b>1,551,279,465.09</b>	<b>944,034,120.64</b>	
<b>Maintenance and Other Operating Expenses</b>						
Travelling Expenses - Local	50201010	113,740,726.68	4,688,300.62	60,045,777.38	53,694,949.30	
Travelling Expenses - Foreign	50201020	38,683,413.79	6,232,891.00	20,370,557.28	18,312,856.51	
Training Expenses	50202010	7,984,809.50	181,571.48	1,735,511.85	6,249,297.65	
Office/IT Supplies Expenses	50203010	33,443,292.65	1,160,007.83	14,396,175.90	19,047,116.75	
Accountable Forms Expenses	50203020	1,270,160.00		469,660.00	800,500.00	
Medical,Dental & Lab. Supplies Expenses	50203080	1,396,000.00	124,297.50	270,259.57	1,125,740.43	
Fuel, Oil & Lubricants Expenses	50203090	4,185,000.00	110,831.42	1,802,162.66	2,382,837.34	
Military, Police & Traffic Supplies Exp.	50203120	1,000,000.00		186,160.00	813,840.00	
Semi-Expendable Machinery	50203210-01	25,000.00			25,000.00	
Semi-Expendable Office Equipment	50203210-02	1,533,000.00	11,664.00	422,301.20	1,110,698.80	
Semi-Expendable ICT Equipment	50203210-03	1,663,519.20	52,684.00	395,203.60	1,268,315.60	
Semi-Expendable Communication Equipment	50203210-07	526,000.00	9,695.00	267,810.00	258,190.00	
Semi-Expendable Disaster Response & Resc	50203210-08	500,000.00	378,500.00	378,500.00	121,500.00	
Semi-Expendable Military,Police & Securi	50203210-09	500,000.00		9,400.00	490,600.00	
Semi-Expendable Medical Equipment	50203210-10	500,000.00		5,800.00	494,200.00	
Semi-Expendable Printing Equipment	50203210-11	500,000.00			500,000.00	
Semi-Expendable Sports Equipment	50203210-12	500,000.00			500,000.00	
Semi-Expendable Other Machinery & Equipm	50203210-99	3,155,000.00	53,498.43	292,549.55	2,862,450.45	
Semi-Expendable Furniture & Fixture	50203220-01	1,515,000.00		62,296.00	1,452,704.00	
Semi-Expendable Books	50203220-02	1,506,000.00	4,851.00	160,906.20	1,345,093.80	
Other Supplies Expenses	50203990	13,333,172.45	192,951.60	2,470,328.07	10,862,844.38	
Water Expenses	50204010	9,222,260.00	4,063.45	2,975,316.91	6,246,943.09	
Electricity Expenses	50204020	41,149,974.00	1,837,106.35	14,180,937.94	26,969,036.06	
Postage & Deliveries Expenses	50205010	766,129.00	4,865.00	119,074.00	647,055.00	
Telephone and Mobile Expense	50205020	28,408,299.26	1,147,853.56	12,070,992.19	16,337,307.07	
Internet Expenses	50205030	9,182,830.66	1,130,898.19	3,652,314.93	5,530,515.73	
Cable, Radio, Sattelite Expenses	50205040	2,500,000.00	715,770.00	780,840.00	1,719,160.00	
Extraordinary and Miscellaneous Expenses	50210030	285,861,137.90	21,715,514.44	209,425,956.19	76,435,181.71	



Allotment Class / Object of Expenditure  (1)	Code	Allotment Received  (2)	Obligations Incurred		Unobligated Balance of Allotment  (5) = (2) - (4)	REMARKS  (6)
			This Report  (3)	To Date  (4)		
Legal Services	50211010	460,750.00	20,400.00	71,900.00	388,850.00	
Auditing Expenses	50211020	2,800,000.00	9,968.39	1,141,455.07	1,658,544.93	
Consultancy Services	50211030	171,352,325.24	6,443,503.34	74,348,998.12	97,003,327.12	
Other Professional Services	50211990	27,765,498.80	1,146,130.00	11,027,659.50	16,737,839.30	
Environment/Sanitary Services	50212010	425,000.00		116,400.00	308,600.00	
Janitorial Services	50212020	26,525,000.00		17,653,418.34	8,871,581.66	
Security Services	50212030	5,250,000.00	334,560.96	3,011,048.64	2,238,951.36	
Repair & Maint. - Office Bldgs.	50213040-01	1,000,000.00			1,000,000.00	
Repair & Maint. - Other Structure	50213040-99	500,000.00			500,000.00	
Repair & Maint. - Office Equip.	50213050-02	1,000,000.00			1,000,000.00	
Repair & Maint. - IT Equipment	50213050-03	1,000,000.00		30,837.68	969,162.32	
Repair & Maint. - Communication Eqpt.	50213050-07	500,000.00		9,500.00	490,500.00	
Repair & Maint.-Fire Equipment	50213050-09	500,000.00			500,000.00	
Repair & Maint. - Medical, Dental, etc.	50213050-11	500,000.00	1,700.00	1,700.00	498,300.00	
Repair & Maint. - Motor Vehicle	50213060-01	1,850,094.10	237,800.50	705,938.78	1,144,155.32	
Repair & Maint. - Furn. & Fixtures	50213070	500,000.00			500,000.00	
Repair & Maint. - Other Property, etc.	50213990	3,017,970.00	4,368.00	662,230.50	2,355,739.50	
Taxes, Duties and Licenses	50215010	516,000.00		32,250.00	483,750.00	
Fidelity Bond Premium	50215020	676,250.00	48,375.00	324,600.00	351,650.00	
Insurance Premiums	50215030	2,000,000.00	57,615.15	740,011.68	1,259,988.32	
Advertisement Expenses	50299010	1,656,000.00	370,137.60	431,827.20	1,224,172.80	
Printing & Binding Expenses	50299020	3,621,000.00	252,350.00	588,397.50	3,032,602.50	
Representation Expenses	50299030	102,600,721.79	5,940,108.75	59,459,836.04	43,140,885.75	
Transportation & Delivery Expenses	50299040	782,000.00			782,000.00	
Rent Expenses	50299050	197,459,703.01	3,705,199.89	154,376,500.95	43,083,202.06	
Membership Dues & Contribution to Orgns	50299060	1,947,000.00		853,547.72	1,093,452.28	
Subscription Expenses	50299070	8,050,831.45	113,974.35	3,673,647.11	4,377,184.34	
Other Maintenance and Other Operating Ex	50299990	466,814,979.79	36,723,221.22	335,132,068.69	131,682,911.10	
<b>Total Maintenance and Other Operating Expenses</b>		<b>1,635,621,849.27</b>	<b>95,167,228.02</b>	<b>1,011,340,564.94</b>	<b>624,281,284.33</b>	
<b>Capital Outlays</b>						
Other Structure	10604990	3,500,000.00			3,500,000.00	
Office Equipment	10605020	6,426,585.00		224,898.00	6,201,687.00	
IT Equipment	10605030	19,422,165.00	240,000.00	6,775,656.91	12,646,508.09	
Communication Equipment	10605070	1,500,000.00		428,349.00	1,071,651.00	
Firefighting Equipment & Accessories	10605090-01	1,500,000.00			1,500,000.00	
Military, Police & Security Equipment	10605100	3,500,000.00		1,591,000.00	1,909,000.00	

Allotment Class / Object of Expenditure  (1)	Code	Allotment Received  (2)	Obligations Incurred		Unobligated Balance of Allotment  (5) = (2) - (4)	REMARKS  (6)
			This Report  (3)	To Date  (4)		
Medical, Dental & Laboratory Equipment	10605110	1,500,000.00			1,500,000.00	
Printing Equipment	10605120	500,000.00	399,000.00	399,000.00	101,000.00	
Sports Equipment	10605130	500,000.00			500,000.00	
Motor Vehicles	10606010	4,800,000.00			4,800,000.00	
Furniture & Fixture Equipment	10607010	2,500,000.00		38,275.52	2,461,724.48	
Library Books	10607020	1,100,000.00			1,100,000.00	
Other Property, etc.	10698990	85,270,815.00	18,750.00	1,352,160.20	83,918,654.80	
Computer Software	10801020	500,000.00		83,387.02	416,612.98	
<b>Total Capital Outlays</b>		<b>132,519,565.00</b>	<b>657,750.00</b>	<b>10,892,726.65</b>	<b>121,626,838.35</b>	
<b>Total Current Operating Expenditures</b>		<b>4,263,455,000.00</b>	<b>244,048,542.54</b>	<b>2,573,512,756.68</b>	<b>1,689,942,243.32</b>	
<b>TOTAL CURRENT OPERATING EXPENDITURES</b>		<b>4,263,455,000.00</b>	<b>244,048,542.54</b>	<b>2,573,512,756.68</b>	<b>1,689,942,243.32</b>	
<b>CONTINUING APPROPRIATIONS</b>						
<b>REGULAR</b>						
<b>Maintenance and Other Operating Expenses</b>						
Travelling Expenses - Local	50201010	110,415,958.66	8,241,278.78	67,691,923.61	42,724,035.05	
Travelling Expenses - Foreign	50201020	27,890,584.20	8,793,766.07	20,333,987.23	7,556,596.97	
Training Expenses	50202010	250,130.00			250,130.00	
Office/IT Supplies Expenses	50203010	5,641,576.15	82,546.95	583,269.11	5,058,307.04	
Accountable Forms Expenses	50203020	6,700.00		700.00	6,000.00	
Semi-Expendable Machinery	50203210-01	50,000.00			50,000.00	
Semi-Expendable Office Equipment	50203210-02	296,270.00			296,270.00	
Semi-Expendable ICT Equipment	50203210-03	396,866.00	-1,890.00	88,509.68	308,356.32	
Semi-Expendable Communication Equipment	50203210-07	250,000.00			250,000.00	
Semi-Expendable Printing Equipment	50203210-11	50,000.00			50,000.00	
Semi-Expendable Other Machinery & Equipm	50203210-99	101,000.25		48,445.00	52,555.25	
Semi-Expendable Furniture & Fixture	50203220-01	50,000.00			50,000.00	
Semi-Expendable Books	50203220-02	100,000.00			100,000.00	
Other Supplies Expenses	50203990	2,792,877.95	12,522.74	41,610.78	2,751,267.17	
Water Expenses	50204010	3,640,280.33		558,556.44	3,081,723.89	
Electricity Expenses	50204020	11,508,065.36		11,250,612.36	257,453.00	
Postage & Deliveries Expenses	50205010	99,340.00	7,993.00	16,097.00	83,243.00	
Telephone and Mobile Expense	50205020	9,480,626.03	136,537.79	1,321,252.33	8,159,373.70	
Internet Expenses	50205030	2,916,512.33	138,085.17	1,140,052.07	1,776,460.26	
Extraordinary and Miscellaneous Expenses	50210030	21,031,189.26	697,000.00	2,655,800.00	18,375,389.26	
Legal Services	50211010	70,250.00	-250.00	2,000.00	68,250.00	

Allotment Class / Object of Expenditure  (1)	Code	Allotment Received  (2)	Obligations Incurred		Unobligated Balance of Allotment  (5) = (2) - (4)	REMARKS  (6)
			This Report  (3)	To Date  (4)		
Consultancy Services	50211030	109,868,914.09	3,999,047.56	58,198,510.77	51,670,403.32	
Other Professional Services	50211990	22,888,154.36	941,700.00	9,272,550.00	13,615,604.36	
Janitorial Services	50212020	11,080,117.29	2,473,288.28	8,528,003.95	2,552,113.34	
Repair & Maint. - Office Equip.	50213050-02	160,000.00			160,000.00	
Repair & Maint. - IT Equipment	50213050-03	220,000.00			220,000.00	
Repair & Maint. - Motor Vehicle	50213060-01	460,000.00	80,000.00	180,000.00	280,000.00	
Repair & Maint. - Other Property, etc.	50213990	1,500.00			1,500.00	
Fidelity Bond Premium	50215020	22,500.00		22,500.00		
Printing & Binding Expenses	50299020	30,000.00			30,000.00	
Representation Expenses	50299030	24,720,524.15	1,945,456.81	11,271,440.76	13,449,083.39	
Rent Expenses	50299050	32,031,402.19	746,237.05	22,734,059.58	9,297,342.61	
Subscription Expenses	50299070	1,731,055.12	-23,008.00	117,769.00	1,613,286.12	
Other Maintenance and Other Operating Ex	50299990	142,014,678.88	10,234,671.17	76,795,671.50	65,219,007.38	
<b>Total Maintenance and Other Operating Expenses</b>		<b>542,267,072.60</b>	<b>38,504,983.37</b>	<b>292,853,321.17</b>	<b>249,413,751.43</b>	
<b>Capital Outlays</b>						
Office Buildings	10604010	12,550,000.00			12,550,000.00	
Office Equipment	10605020	6,691,216.76	18,240.00	33,240.00	6,657,976.76	
IT Equipment	10605030	12,686,813.68		2,752,192.20	9,934,621.48	
Communication Equipment	10605070	360,103.00		282,103.00	78,000.00	
Firefighting Equipment & Accessories	10605090-01	1,500,000.00	-378,500.00		1,500,000.00	
Military, Police & Security Equipment	10605100	1,800,000.00		1,800,000.00		
Medical, Dental & Laboratory Equipment	10605110	500,000.00			500,000.00	
Printing Equipment	10605120	400,000.00	400,000.00	400,000.00		
Sports Equipment	10605130	400,000.00			400,000.00	
Motor Vehicles	10606010	3,500,000.00			3,500,000.00	
Furniture & Fixture Equipment	10607010	2,525,601.96		164,370.00	2,361,231.96	
Library Books	10607020	1,612,000.00			1,612,000.00	
Other Property, etc.	10698990	5,626,682.36	48,800.00	601,080.88	5,025,601.48	
Computer Software	10801020	2,800,000.00		1,950,000.00	850,000.00	
<b>Total Capital Outlays</b>		<b>52,952,417.76</b>	<b>88,540.00</b>	<b>7,982,986.08</b>	<b>44,969,431.68</b>	
<b>Total Continuing Appropriations Regular</b>		<b>595,219,490.36</b>	<b>38,593,523.37</b>	<b>300,836,307.25</b>	<b>294,383,183.11</b>	
<b>TOTAL CONTINUING APPROPRIATIONS</b>		<b>595,219,490.36</b>	<b>38,593,523.37</b>	<b>300,836,307.25</b>	<b>294,383,183.11</b>	
<b>TOTAL PROPER AND SECRETARIAT</b>		<b>4,858,674,490.36</b>	<b>282,642,065.91</b>	<b>2,874,349,063.93</b>	<b>1,984,325,426.43</b>	

Allotment Class / Object of Expenditure (1)	Code	Allotment Received (2)	Obligations Incurred		Unobligated Balance of Allotment (5) = (2) - (4)	REMARKS (6)
			This Report (3)	To Date (4)		
<b>PROGRAM B - LOCALLY FUNDED PROJECTS</b>						
Technical, Studies on the Economy, Taxation, Energy, Environment, Banking, Agriculture, Transportation						
<b>CURRENT OPERATING EXPENDITURES</b>						
Maintenance and Other Operating Expenses						
Research, Exploration & Dev Exp.	50207020	69,356,000.00			69,356,000.00	
<b>Total Maintenance and Other Operating Expenses</b>		69,356,000.00			69,356,000.00	
<b>Total Current Operating Expenditures</b>		69,356,000.00			69,356,000.00	
<b>TOTAL LOCALLY-FUNDED PROJECTS</b>		69,356,000.00			69,356,000.00	
<b>CONTINUING APPROPRIATIONS</b>						
REGULAR						
Maintenance and Other Operating Expenses						
Research, Exploration & Dev Exp.	50207020	69,356,000.00			69,356,000.00	
<b>Total Maintenance and Other Operating Expenses</b>		69,356,000.00			69,356,000.00	
<b>Total Continuing Appropriations Regular</b>		69,356,000.00			69,356,000.00	
<b>TOTAL CONTINUING APPROPRIATIONS</b>		69,356,000.00			69,356,000.00	
<b>TOTAL PROGRAM B</b>		138,712,000.00			138,712,000.00	
<b>GRAND TOTAL</b>		4,997,386,490.36	282,642,065.91	2,874,349,063.93	2,123,037,426.43	

Certified Correct:

Submitted By:

  
**RENATO B. CHUA**  
 Chief, Legislative Budget Service

  
**ATTY. LUTGARDO B. BARBO**  
 Senate Secretary

**STATEMENT OF ALLOTMENT, OBLIGATIONS AND BALANCES**

As of November 30, 2017

(Summary by Source)

DEPARTMENT  
Agency: SENATE  
Fund: General

Allotment Class / Object of Expenditure  (1)	Code	Allotment Received  (2)	Obligations Incurred		Unobligated Balance of Allotment  (5) = (2) - (4)	REMARKS  (6)
			This Report  (3)	To Date  (4)		
<b>PROGRAM A1 &amp; A2</b>						
<b>SECRETARIAT AND LEGISLATIVE PROPER SERVICES</b>						
<b>CURRENT OPERATING EXPENDITURES</b>						
<b>Personal Services</b>						
Salaries - Itemized Position	50101010	909,492,737.26	63,739,824.66	699,680,300.11	209,812,437.15	
Salary Increase	50101010-02	100,118,031.06	8,170,560.45	89,363,629.44	10,754,401.62	
Salaries & Wages - Unfilled Position	50101010-A	80,375,000.00			80,375,000.00	
Casual Wages	50101020-01	47,500,000.00	3,319,756.03	37,902,663.79	9,597,336.21	
Contractual Wages	50101020-02	15,000,000.00	1,003,767.00	11,722,006.55	3,277,993.45	
Casual Increase	50101020-12	2,500,000.00	138,793.00	1,579,165.19	920,834.81	
Contractual Increase	50101020-22	2,000,000.00	113,752.00	1,354,661.00	645,339.00	
PERA	50102010	52,603,500.00	3,455,061.99	37,870,577.63	14,732,922.37	
Representation Allowance (RA)	50102020	13,064,000.00	970,838.71	10,524,838.71	2,539,161.29	
Transportation Allowance (TA)	50102030	12,096,000.00	857,838.71	9,193,838.71	2,902,161.29	
Clothing/Uniform Allowance	50102040	10,250,000.00	5,000.00	7,976,425.00	2,273,575.00	
Health Workers Benefits	50102060	360,000.00	15,400.00	153,450.00	206,550.00	
Honoraria	50102100	1,200,000.00	24,875.00	323,375.00	876,625.00	
Longevity Pay	50102120	64,000,000.00	185,855.00	52,567,488.83	11,432,511.17	
Overtime Services	50102130	30,600,000.00	3,528,028.05	26,685,565.51	3,914,434.49	
Year-End Bonus	50102140	71,800,000.00	64,496,257.20	64,496,257.20	7,303,742.80	
Year-End Bonus Increase	50102140-02	8,600,000.00	7,830,896.90	7,830,896.90	769,103.10	
Cash Gift	50102150	10,250,000.00	8,424,000.00	8,424,000.00	1,826,000.00	
Other Bonuses and Allowances	50102990	203,750,000.00	117,200.00	121,170,380.08	82,579,619.92	
Provident Fund Contributions (SEF)	50103050	18,416,234.58	1,292,485.52	14,148,161.60	4,268,072.98	
Retirement Benefits - Civilians	50104020	8,255,000.00		8,254,298.58	701.42	
Terminal Leave	50104030	33,200,000.00	865,144.36	27,774,363.66	5,425,636.34	
Other Personnel Benefits	50104990	639,760,109.39	893,810.18	382,147,740.92	257,612,368.47	
<b>Total Personal Services</b>		<b>2,335,190,612.29</b>	<b>169,449,144.76</b>	<b>1,621,144,084.41</b>	<b>714,046,527.88</b>	

Allotment Class / Object of Expenditure  (1)	Code	Allotment Received  (2)	Obligations Incurred		Unobligated Balance of Allotment  (5) = (2) - (4)	REMARKS  (6)
			This Report  (3)	To Date  (4)		
<b>Personal Services</b>						
GSIS Contribution	50103010	127,730,407.48	8,218,348.84	89,706,574.74	38,023,832.74	
GSIS (RLIP)	50103010-02	13,728,000.00	977,212.32	10,575,774.36	3,152,225.64	
Pag-Ibig Contribution	50103020	3,569,200.00	175,600.00	1,912,100.00	1,657,100.00	
PhilHealth Contribution	50103030	6,723,250.00	541,175.00	5,563,912.50	1,159,337.50	
ECC Contribution	50103040	3,569,200.00	176,800.00	1,915,300.00	1,653,900.00	
<b>Total Personal Services</b>		<b>155,320,057.48</b>	<b>10,089,136.16</b>	<b>109,673,661.60</b>	<b>45,646,395.88</b>	
<b>Total Personal Services</b>		<b>2,490,510,669.77</b>	<b>179,538,280.92</b>	<b>1,730,817,746.01</b>	<b>759,692,923.76</b>	
<b>Maintenance and Other Operating Expenses</b>						
Travelling Expenses - Local	50201010	110,406,243.49	4,965,954.70	65,011,732.08	45,394,511.41	
Travelling Expenses - Foreign	50201020	40,047,292.60	4,141,846.63	24,512,403.91	15,534,888.69	
Training Expenses	50202010	8,218,145.03	288,735.53	2,024,247.38	6,193,897.65	
Office/IT Supplies Expenses	50203010	33,818,937.76	1,196,890.65	15,593,066.55	18,225,871.21	
Accountable Forms Expenses	50203020	1,270,160.00		469,660.00	800,500.00	
Medical,Dental & Lab. Supplies Expenses	50203080	1,396,000.00	24,566.00	294,825.57	1,101,174.43	
Fuel, Oil & Lubricants Expenses	50203090	4,193,000.00	212,443.77	2,014,606.43	2,178,393.57	
Military, Police & Traffic Supplies Exp.	50203120	1,000,000.00		186,160.00	813,840.00	
Semi-Expendable Machinery	50203210-01	25,000.00			25,000.00	
Semi-Expendable Office Equipment	50203210-02	1,533,000.00		422,301.20	1,110,698.80	
Semi-Expendable ICT Equipment	50203210-03	1,676,518.20	33,551.00	428,754.60	1,247,763.60	
Semi-Expendable Communication Equipment	50203210-07	526,000.00	13,500.00	281,310.00	244,690.00	
Semi-Expendable Disaster Response & Resc	50203210-08	500,000.00		378,500.00	121,500.00	
Semi-Expendable Military,Police & Securi	50203210-09	500,000.00	82,500.00	91,900.00	408,100.00	
Semi-Expendable Medical Equipment	50203210-10	500,000.00		5,800.00	494,200.00	
Semi-Expendable Printing Equipment	50203210-11	500,000.00			500,000.00	
Semi-Expendable Sports Equipment	50203210-12	500,000.00			500,000.00	
Semi-Expendable Other Machinery & Equipm	50203210-99	3,155,000.00	72,340.00	364,889.55	2,790,110.45	
Semi-Expendable Furniture & Fixture	50203220-01	1,515,000.00	75,366.20	137,662.20	1,377,337.80	
Semi-Expendable Books	50203220-02	1,506,000.00		160,906.20	1,345,093.80	
Other Supplies Expenses	50203990	12,926,839.76	54,096.75	2,524,424.82	10,402,414.94	
Water Expenses	50204010	9,162,984.00		2,975,316.91	6,187,667.09	
Electricity Expenses	50204020	40,789,833.00	3,106,950.56	17,287,888.50	23,501,944.50	
Postage & Deliveries Expenses	50205010	790,861.00	5,611.00	124,685.00	666,176.00	
Telephone and Mobile Expense	50205020	27,596,932.58	1,009,821.95	13,080,814.14	14,516,118.44	
Internet Expenses	50205030	9,135,392.39	384,112.53	4,036,427.46	5,098,964.93	
Cable, Radio, Sattelite Expenses	50205040	2,500,000.00		780,840.00	1,719,160.00	
Extraordinary and Miscellaneous Expenses	50210030	283,866,571.47	21,078,040.27	230,503,996.46	53,362,575.01	

Allotment Class / Object of Expenditure  (1)	Code	Allotment Received  (2)	Obligations Incurred		Unobligated Balance of Allotment  (5) = (2) - (4)	REMARKS  (6)
			This Report  (3)	To Date  (4)		
Legal Services	50211010	472,350.00	1,850.00	73,750.00	398,600.00	
Auditing Expenses	50211020	2,800,000.00	41,826.66	1,183,281.73	1,616,718.27	
Consultancy Services	50211030	172,462,258.82	9,570,206.82	83,919,204.94	88,543,053.88	
Other Professional Services	50211990	30,278,358.68	1,317,400.00	12,345,059.50	17,933,299.18	
Environment/Sanitary Services	50212010	425,000.00		116,400.00	308,600.00	
Janitorial Services	50212020	26,525,000.00	25,015.83	17,678,434.17	8,846,565.83	
Security Services	50212030	5,250,000.00	346,060.80	3,357,109.44	1,892,890.56	
Repair & Maint. - Office Bldgs.	50213040-01	1,000,000.00			1,000,000.00	
Repair & Maint. - Other Structure	50213040-99	500,000.00			500,000.00	
Repair & Maint. - Office Equip.	50213050-02	1,000,000.00			1,000,000.00	
Repair & Maint. - IT Equipment	50213050-03	1,000,000.00		30,837.68	969,162.32	
Repair & Maint. - Communication Eqpt.	50213050-07	500,000.00		9,500.00	490,500.00	
Repair & Maint.-Fire Equipment	50213050-09	500,000.00			500,000.00	
Repair & Maint. - Medical, Dental, etc.	50213050-11	500,000.00		1,700.00	498,300.00	
Repair & Maint. - Motor Vehicle	50213060-01	1,850,094.10		705,938.78	1,144,155.32	
Repair & Maint. - Furn. & Fixtures	50213070	500,000.00			500,000.00	
Repair & Maint. - Other Property, etc.	50213990	3,052,970.00	30,252.50	692,483.00	2,360,487.00	
Taxes, Duties and Licenses	50215010	516,000.00		32,250.00	483,750.00	
Fidelity Bond Premium	50215020	676,250.00	675.00	325,275.00	350,975.00	
Insurance Premiums	50215030	2,000,000.00	17,270.48	757,282.16	1,242,717.84	
Advertisement Expenses	50299010	1,656,000.00	395,388.00	827,215.20	828,784.80	
Printing & Binding Expenses	50299020	3,622,000.00	151,900.00	740,297.50	2,881,702.50	
Representation Expenses	50299030	104,417,308.77	7,066,392.40	66,526,228.44	37,891,080.33	
Transportation & Delivery Expenses	50299040	782,000.00			782,000.00	
Rent Expenses	50299050	194,093,621.14	1,289,611.84	155,666,112.79	38,427,508.35	
Membership Dues & Contribution to Orgns	50299060	1,947,000.00		853,547.72	1,093,452.28	
Subscription Expenses	50299070	7,806,175.34	626,742.96	4,300,390.07	3,505,785.27	
Other Maintenance and Other Operating Ex	50299990	474,686,667.10	32,785,021.04	367,917,089.73	106,769,577.37	
<b>Total Maintenance and Other Operating Expenses</b>		<b>1,640,374,765.23</b>	<b>90,411,941.87</b>	<b>1,101,752,506.81</b>	<b>538,622,258.42</b>	
<b>Capital Outlays</b>						
Other Structure	10604990	3,500,000.00			3,500,000.00	
Office Equipment	10605020	6,426,585.00		224,898.00	6,201,687.00	
IT Equipment	10605030	19,472,165.00	1,419,138.24	8,194,795.15	11,277,369.85	
Communication Equipment	10605070	1,500,000.00		428,349.00	1,071,651.00	
Firefighting Equipment & Accessories	10605090-01	1,500,000.00			1,500,000.00	
Military, Police & Security Equipment	10605100	3,500,000.00		1,591,000.00	1,909,000.00	

Allotment Class / Object of Expenditure  (1)	Code	Allotment Received  (2)	Obligations Incurred		Unobligated Balance of Allotment  (5) = (2) - (4)	REMARKS  (6)
			This Report  (3)	To Date  (4)		
Medical, Dental & Laboratory Equipment	10605110	1,500,000.00			1,500,000.00	
Printing Equipment	10605120	500,000.00		399,000.00	101,000.00	
Sports Equipment	10605130	500,000.00			500,000.00	
Motor Vehicles	10606010	4,800,000.00			4,800,000.00	
Furniture & Fixture Equipment	10607010	2,500,000.00		38,275.52	2,461,724.48	
Library Books	10607020	1,100,000.00			1,100,000.00	
Other Property, etc.	10698990	85,270,815.00	44,990.00	1,397,150.20	83,873,664.80	
Computer Software	10801020	500,000.00		83,387.02	416,612.98	
<b>Total Capital Outlays</b>		<b>132,569,565.00</b>	<b>1,464,128.24</b>	<b>12,356,854.89</b>	<b>120,212,710.11</b>	
<b>Total Current Operating Expenditures</b>		<b>4,263,455,000.00</b>	<b>271,414,351.03</b>	<b>2,844,927,107.71</b>	<b>1,418,527,892.29</b>	
<b>TOTAL CURRENT OPERATING EXPENDITURES</b>		<b>4,263,455,000.00</b>	<b>271,414,351.03</b>	<b>2,844,927,107.71</b>	<b>1,418,527,892.29</b>	
<b>CONTINUING APPROPRIATIONS</b>						
<b>REGULAR</b>						
<b>Maintenance and Other Operating Expenses</b>						
Travelling Expenses - Local	50201010	110,415,958.66	9,201,221.46	76,893,145.07	33,522,813.59	
Travelling Expenses - Foreign	50201020	27,890,584.20	214,477.48	20,548,464.71	7,342,119.49	
Training Expenses	50202010	250,130.00			250,130.00	
Office/IT Supplies Expenses	50203010	5,641,576.15	177,976.05	761,245.16	4,880,330.99	
Accountable Forms Expenses	50203020	6,700.00	1,000.00	1,700.00	5,000.00	
Semi-Expendable Machinery	50203210-01	50,000.00			50,000.00	
Semi-Expendable Office Equipment	50203210-02	296,270.00			296,270.00	
Semi-Expendable ICT Equipment	50203210-03	396,866.00	40,000.00	128,509.68	268,356.32	
Semi-Expendable Communication Equipment	50203210-07	250,000.00			250,000.00	
Semi-Expendable Printing Equipment	50203210-11	50,000.00			50,000.00	
Semi-Expendable Other Machinery & Equipm	50203210-99	101,000.25		48,445.00	52,555.25	
Semi-Expendable Furniture & Fixture	50203220-01	50,000.00			50,000.00	
Semi-Expendable Books	50203220-02	100,000.00			100,000.00	
Other Supplies Expenses	50203990	2,792,877.95	7,565.25	49,176.03	2,743,701.92	
Water Expenses	50204010	3,640,280.33	1,205,558.10	1,764,114.54	1,876,165.79	
Electricity Expenses	50204020	11,508,065.36		11,250,612.36	257,453.00	
Postage & Deliveries Expenses	50205010	99,340.00		16,097.00	83,243.00	
Telephone and Mobile Expense	50205020	9,480,626.03	344,809.06	1,666,061.39	7,814,564.64	
Internet Expenses	50205030	2,916,512.33	130,428.30	1,270,480.37	1,646,031.96	
Extraordinary and Miscellaneous Expenses	50210030	21,031,189.26		2,655,800.00	18,375,389.26	
Legal Services	50211010	70,250.00		2,000.00	68,250.00	



Allotment Class / Object of Expenditure  (1)	Code	Allotment Received  (2)	Obligations Incurred		Unobligated Balance of Allotment  (5) = (2) - (4)	REMARKS  (6)
			This Report  (3)	To Date  (4)		
Consultancy Services	50211030	109,868,914.09	5,396,891.96	63,595,402.73	46,273,511.36	
Other Professional Services	50211990	22,888,154.36	1,211,700.00	10,484,250.00	12,403,904.36	
Janitorial Services	50212020	11,080,117.29	2,552,113.34	11,080,117.29		
Repair & Maint. - Office Equip.	50213050-02	160,000.00			160,000.00	
Repair & Maint. - IT Equipment	50213050-03	220,000.00			220,000.00	
Repair & Maint. - Motor Vehicle	50213060-01	460,000.00	34,085.00	214,085.00	245,915.00	
Repair & Maint. - Other Property, etc.	50213990	1,500.00			1,500.00	
Fidelity Bond Premium	50215020	22,500.00		22,500.00		
Printing & Binding Expenses	50299020	30,000.00			30,000.00	
Representation Expenses	50299030	24,720,524.15	1,728,467.94	12,999,908.70	11,720,615.45	
Rent Expenses	50299050	32,031,402.19	119,571.43	22,853,631.01	9,177,771.18	
Subscription Expenses	50299070	1,731,055.12	17,055.00	134,824.00	1,596,231.12	
Other Maintenance and Other Operating Ex	50299990	142,014,678.88	7,393,748.48	84,189,419.98	57,825,258.90	
<b>Total Maintenance and Other Operating Expenses</b>		<b>542,267,072.60</b>	<b>29,776,668.85</b>	<b>322,629,990.02</b>	<b>219,637,082.58</b>	
<b>Capital Outlays</b>						
Office Buildings	10604010	12,550,000.00			12,550,000.00	
Office Equipment	10605020	6,691,216.76	84,323.20	117,563.20	6,573,653.56	
IT Equipment	10605030	12,686,813.68	887,380.00	3,639,572.20	9,047,241.48	
Communication Equipment	10605070	360,103.00		282,103.00	78,000.00	
Firefighting Equipment & Accessories	10605090-01	1,500,000.00			1,500,000.00	
Military, Police & Security Equipment	10605100	1,800,000.00		1,800,000.00		
Medical, Dental & Laboratory Equipment	10605110	500,000.00			500,000.00	
Printing Equipment	10605120	400,000.00		400,000.00		
Sports Equipment	10605130	400,000.00			400,000.00	
Motor Vehicles	10606010	3,500,000.00	2,108,340.00	2,108,340.00	1,391,660.00	
Furniture & Fixture Equipment	10607010	2,525,601.96		164,370.00	2,361,231.96	
Library Books	10607020	1,612,000.00			1,612,000.00	
Other Property, etc.	10698990	5,626,682.36	956,383.00	1,557,463.88	4,069,218.48	
Computer Software	10801020	2,800,000.00		1,950,000.00	850,000.00	
<b>Total Capital Outlays</b>		<b>52,952,417.76</b>	<b>4,036,426.20</b>	<b>12,019,412.28</b>	<b>40,933,005.48</b>	
<b>Total Continuing Appropriations Regular</b>		<b>595,219,490.36</b>	<b>33,813,095.05</b>	<b>334,649,402.30</b>	<b>260,570,088.06</b>	
<b>TOTAL CONTINUING APPROPRIATIONS</b>		<b>595,219,490.36</b>	<b>33,813,095.05</b>	<b>334,649,402.30</b>	<b>260,570,088.06</b>	
<b>TOTAL PROPER AND SECRETARIAT</b>		<b>4,858,674,490.36</b>	<b>305,227,446.08</b>	<b>3,179,576,510.01</b>	<b>1,679,097,980.35</b>	

Allotment Class / Object of Expenditure (1)	Code	Allotment Received (2)	Obligations Incurred		Unobligated Balance of Allotment (5) = (2) - (4)	REMARKS (6)
			This Report (3)	To Date (4)		
<b>PROGRAM B - LOCALLY FUNDED PROJECTS</b>						
Technical, Studies on the Economy, Taxation, Energy, Environment, Banking, Agriculture, Transportation						
<b>CURRENT OPERATING EXPENDITURES</b>						
Maintenance and Other Operating Expenses						
Research, Exploration & Dev Exp.	50207020	69,356,000.00			69,356,000.00	
<b>Total Maintenance and Other Operating Expenses</b>		<b>69,356,000.00</b>			<b>69,356,000.00</b>	
<b>Total Current Operating Expenditures</b>		<b>69,356,000.00</b>			<b>69,356,000.00</b>	
<b>TOTAL LOCALLY-FUNDED PROJECTS</b>		<b>69,356,000.00</b>			<b>69,356,000.00</b>	
<b>CONTINUING APPROPRIATIONS</b>						
<b>REGULAR</b>						
Maintenance and Other Operating Expenses						
Research, Exploration & Dev Exp.	50207020	69,356,000.00			69,356,000.00	
<b>Total Maintenance and Other Operating Expenses</b>		<b>69,356,000.00</b>			<b>69,356,000.00</b>	
<b>Total Continuing Appropriations Regular</b>		<b>69,356,000.00</b>			<b>69,356,000.00</b>	
<b>TOTAL CONTINUING APPROPRIATIONS</b>		<b>69,356,000.00</b>			<b>69,356,000.00</b>	
<b>TOTAL PROGRAM B</b>		<b>138,712,000.00</b>			<b>138,712,000.00</b>	
<b>GRAND TOTAL</b>		<b>4,997,386,490.36</b>	<b>305,227,446.08</b>	<b>3,179,576,510.01</b>	<b>1,817,809,980.35</b>	

Certified Correct:

Submitted By:

  
**RENATO B. CHUA**  
 Chief, Legislative Budget Service  


  
**ATTY. LUTGARDO B. BARBO**  
 Senate Secretary  
