



Senate Economic Planning Office

Women in Politics and Governance

At a Glance

March 2006

AG-03-2006

Almost 70 years since Filipino women gained the right to vote, they are still outnumbered by men in the realm of politics and governance.

Table 1. Women in Elective Positions, 2004

Position	Women	Men
President	1	0
Vice President	0	1
Senators	3	20
Congressmen	32	178
Governors	15	62
Vice-Governors	7	70
Board Members	124	616
Mayors	244	1354
Vice-Mayors	222	1377
Councilors	2253	10895
TOTAL	2902	14585
Percent Total	16.6	83.4

Source: NSCB

- In the aftermath of the 2004 elections, men still dominate politics in the country. Eight out of ten elected politicians are men while nearly two are women.

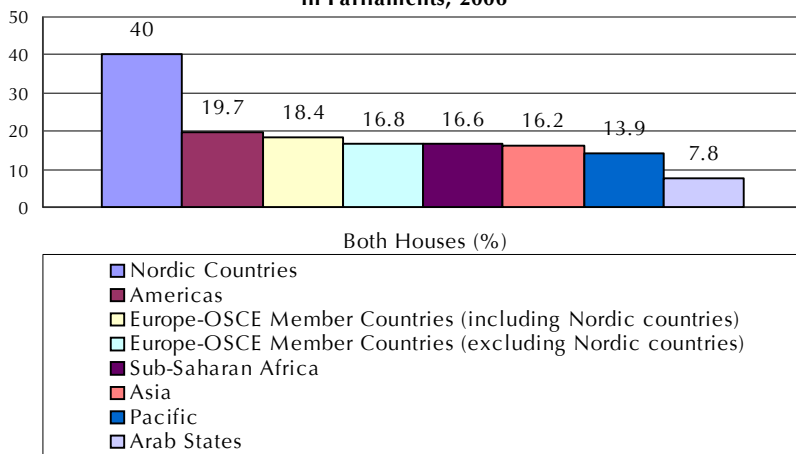
Table 2. Women and Men in the House of Representatives, 1946-2004

YEAR	FEMALE		MALE	
	No.	%	No.	%
1946	1	1	96	99
1957	1	1	101	99
1965	6	6	98	94
1992	21	11	178	89
1998	27	12	193	88
2001	40	18	187	82
2004	32	15	178	85

Source: *The Rulemakers: How the Wealthy and Well-born Dominate Congress* by Sheila Coronel et al., Philippine Center for Investigative Journalism (PCIJ), 2004

- In 1946, the House of Representatives was virtually a male enclave as there was only one woman member out of 96 men.
- In the 12th Congress that began in 2001, 18 percent of the members of the House of Representatives were women. However, the results of the 2004 elections saw a decline by three percent.
- With only 15 percent of women composing its House of Representatives, the Philippines falls below the Asian regional average of 16.3 percent¹ membership in the Lower House.

Figure 1. Regional Averages of Women Membership in Parliaments, 2006



Source: *Women in National Parliaments*

- In other countries, women still face an uphill climb in gaining seats in parliaments.
- Women from the Nordic countries enjoy 40 percent membership in their parliaments while those from Arab states have a mere 7.8 percent.

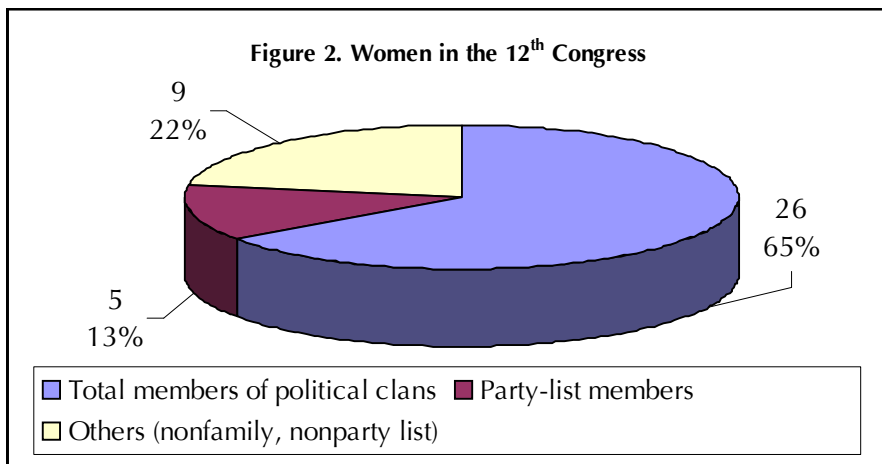
¹ Women in National Parliaments, Inter-Parliamentary Union

Table 3. Number of Judges By Type of Court and By Gender, 2003

COURT	Female	Male	TOTAL No.
Supreme Court	4	10	14
Court of Appeals	12	35	47
Sandiganbayan	4	9	13
Court of Tax Appeals	0	3	3
Regional Trial Courts	181	604	785
Metropolitan Trial Courts	35	32	67
Municipal Trial Courts in Cities	36	108	144
Municipal Trial Courts	63	151	214
Municipal Circuit Trial Courts	50	164	214
Shari'a District Courts	0	0	0
Shari'a Circuit Courts	0	20	20
TOTAL	385	1136	1521
Total Percent	25	75	100

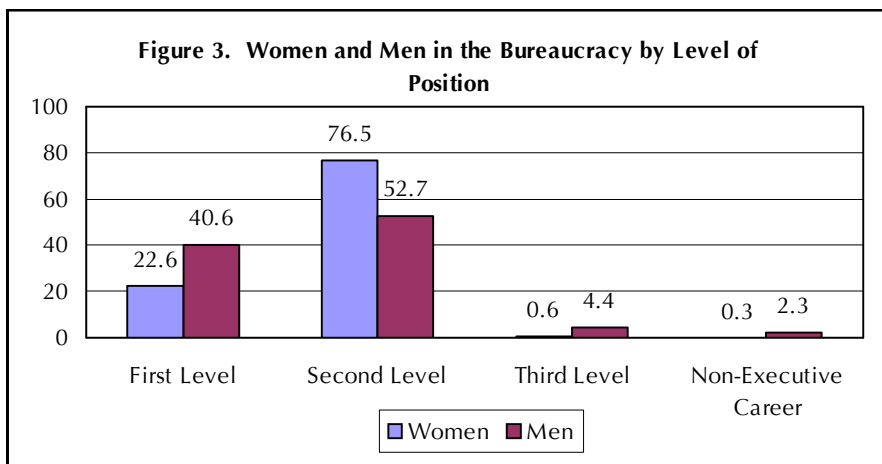
Source: Philippine Statistical Yearbook 2005

- In the judiciary, women are also a minority. Three-fourths of judges in the country in 2003 are men, only a fourth are women.
- There are no female judges in the Court of Tax Appeals as well as in Shari'a Courts.



Source: *The Rulemakers: How the Wealthy and Well-born Dominate Congress* by Sheila Coronel et al., PCIJ, 2004

- Nearly seven out of ten women who were elected to the House of Representatives in 2001 are members of political clans. A small number come from party-list organizations and other affiliations.



Source: Civil Service Commission

- In general, there are more women than men in the bureaucracy.
- While the women comprise the majority (76.5%) in the second level or rank and file positions, the men predominantly occupy the third or executive level positions (4.4%).
- First or clerical level positions are also a male bastion (40.6%), almost double the number of women (22.6%).